



**Network Manager**  
nominated by  
the European Commission



# IFPS USERS MANUAL

Network Manager

**Edition Number** : 20.1  
**Edition Validity Date** : 22/11/2016

# DOCUMENT CHARACTERISTICS

Document Title	Document Subtitle (optional)	Edition Number	Edition Validity Date
IFPS USERS MANUAL	Network Manager	20.1	22/11/2016
<b>Abstract</b>			
<b>Author(s)</b>			
Contact Person(s)	Tel/email	Unit	

<b>STATUS AND ACCESSIBILITY</b>			
Status		Accessible via	
Working Draft	<input type="checkbox"/>	Intranet	<input type="checkbox"/>
Draft	<input type="checkbox"/>	Extranet	<input type="checkbox"/>
Proposed Issue	<input type="checkbox"/>	Internet (www.eurocontrol.int)	<input checked="" type="checkbox"/>
Released Issue	<input checked="" type="checkbox"/>		

<b>TLP STATUS</b>		
Intended for	Detail	
Red	<input type="checkbox"/>	Highly sensitive, non-disclosable information
Amber	<input type="checkbox"/>	Sensitive information with limited disclosure
Green	<input type="checkbox"/>	Normal business information
White	<input checked="" type="checkbox"/>	Public information

©2016 The European Organisation for the Safety of Air Navigation (EUROCONTROL). This document is published by EUROCONTROL for information purposes. It may be copied in whole or in part, provided that EUROCONTROL is mentioned as the source and the extent justified by the non-commercial use (not for sale). The information in this document may not be modified without prior written permission from EUROCONTROL.

## DOCUMENT APPROVAL

The signature table is optional –a minuted approval meeting may be used instead.

The following table identifies all management authorities who have successively approved the present issue of this document.

This table may be replaced by a format document review and approval meeting, with the meeting details recorded and retained that edition's archive folder.

The approval may also be recorded via electronic workflow, where put in place.

Where document approval is made via a meeting or electronic workflow, the details shall be indicated here in place of the approval table.

AUTHORITY (Name and function)	SIGNATURE	DATE

## Edition History

The following table records the complete history of the successive editions of the present document.

### Edition History

<b>Edition No.</b>	<b>Edition Validity Date</b>	<b>Author</b>	<b>Reason</b>
19.2	15/01/2016	HOT	New naming for IFPS staff.
20.0	12/04/2016	HOT	NM 20.0 Release.
20.1	25/10/2016	HOT	NM 20.5 Release

## Edition Change Record

Section	Amendment notes
1. INTRODUCTION	
2. NM OPERATIONAL CONTACTS	
3. FLIGHT PLANS AND ASSOCIATED MESSAGES	
4. REPETITIVE FLIGHT PLAN (RPL)	
5. RPL SUBMISSION	
6. IFPS RPL FORMAT	
7. RPL PROCESSING	
8. RPL AIRAC +1 PREPARATION AND VALIDATION PROCEDURES FOR REPROCESSING AND RAD +2 VALIDATION	
9. QUALITY CONTROL	
10. RPL SUSPENSION	
11. RPL UNSERVICEABILITIES	
12. MESSAGE SUBMISSION TO THE IFPS	
13. MESSAGE DISTRIBUTION BY THE IFPS	
14. RE-ADDRESSING	
15. ATS DATA EXCHANGE PRESENTATION (ADEXP)	
16. OPERATIONAL REPLY MESSAGE (ORM)	
17. ACKNOWLEDGE (ACK) MESSAGE	<b>Section amended: editorial changes and more examples.</b>
18. MANUAL (MAN) MESSAGE	
19. REJECT (REJ) MESSAGE	
20. COPY OPERATIONAL REPLY MESSAGE (ORM)	
21. DETERMINATION OF AIRCRAFT OPERATOR BY IFPS	
22. ERROR TYPES	

## IFPS USERS MANUAL

Section	Amendment notes
23. IMPROVEMENT IN QUALITY OF SUBMITTED MESSAGES	
24. IFPS RE-ROUTE ACCEPTED (IFPSRA)	
25. IFPS MANUAL PROCESSING PROCEDURES	
26. STANDARD CORRECTION PROCEDURE 1 (SCP1)	<b>NEW: 26.6 Flights with route coordinated with ATC</b>
27. STANDARD CORRECTION PROCEDURE 2 (SCP2)	
28. FLIGHT PLAN REPROCESSING	
29. ATC PRE-DEPARTURE FPL MODIFICATION (AMOD)	
30. IFPSTOP/IFPSTART	
31. TREATMENT OF REPETITIVE FLIGHT PLANS (RPLs) IN IFPS	
32. KEY FIELDS	
33. MESSAGE ASSOCIATION	
34. PROFILE CALCULATION/ROUTE ANALYSIS	<b>(3) Format: one obsolete paragraph deleted.</b>
35. MILITARY FLIGHTS	
36. GENERAL AIR TRAFFIC/OPERATIONAL AIR TRAFFIC (GAT/OAT)	
37. MILITARY POINTS AND ROUTES	
38. ADDRESSING	
39. BLOCKING LEVELS	
40. RAD FOR MILITARY FLIGHTS	
41. OPEN SKIES FLIGHTS	
42. VISUAL FLIGHT RULES (VFR)	
43. NORTH ATLANTIC (NAT) TRAFFIC	
44. FLEXIBLE USE OF AIRSPACE (FUA) CONDITIONAL ROUTES (CDR)	
45. ROUTE AVAILABILITY DOCUMENT (RAD)	
46. REDUCED VERTICAL SEPARATION MINIMA (RVSM)	

## IFPS USERS MANUAL

Section		Amendment notes
47.	8.33 kHz CHANNEL SPACING	Section amended to reflect the introduction of a warning in the form of a comment inserted in the ACK message for flights matching the criteria set for the warning mechanism.
48.	SSR MODE-S	
49.	EN-ROUTE STAY INDICATOR	
50.	IFPS MONITORING FLIGHT EVOLUTION	
51.	SPECIAL STATUS FLIGHTS (STS)	
52.	STS/SAR INDICATOR	
53.	STS/HEAD INDICATOR	
54.	STS/ATFMX INDICATOR	
55.	STS/HOSP INDICATOR	
56.	STS/HUM INDICATOR	
57.	STS/STATE INDICATOR	
58.	STS/NONRVSM INDICATOR	
59.	STS/FFR INDICATOR	
60.	STS/FLTCK INDICATOR	
61.	STS/HAZMAT INDICATOR	
62.	STS/MARSA INDICATOR	
63.	STS/MEDEVAC INDICATOR	
64.	STS/ALTRV INDICATOR	
65.	RUNWAY VISUAL RANGE (RVR)	
66.	ORIGINATOR (ORGN) INDICATOR	
67.	SOURCE (SRC) INDICATOR	
68.	IFP INDICATORS	Editorial changes.
69.	IFPS TEST SYSTEM (IFPUV)	
70.	AIRCRAFT OPERATOR WHAT-IF RE-ROUTE (AOWIR)	
71.	DIVERSION ARRIVAL MESSAGES	

## IFPS USERS MANUAL

Section	Amendment notes
72. ITEM 3:MESSAGE TITLE	
73. ITEM 7: AIRCRAFT IDENTIFICATION AND SSR MODE/SSR CODE	
74. ITEM 8:FLIGHT RULES AND TYPE OF FLIGHT	
75. ITEM 9: NUMBER AND TYPE OF AIRCRAFT AND WAKE TURBULENCE CATEGORY	
76. ITEM 10: EQUIPMENT AND CAPABILITIES	
77. ITEM 13: AERODROME OF DEPARTURE (ADEP) AND ESTIMATED OFF-BLOCKS TIME (EOBT)	
78. ITEM 15: ROUTE	
79. INITIAL SPEED AND LEVEL	
80. EN-ROUTE CHANGE OF SPEED / LEVEL	
81. SID/STAR	
82. POINTS	
83. AIRWAYS	
84. ITEM 16: A) DESTINATION AERODROME B) TOTAL ESTIMATED ELAPSED TIME C) ALTERNATE AERODROME(s)	
85. ITEM 18: OTHER INFORMATION	
86. ESTIMATED ELAPSED TIME (EET)	
87. RE-CLEARANCE IN FLIGHT (RIF)	
88. AIRCRAFT REGISTRATION (REG)	
89. SELCAL (SEL)	
90. AIRCRAFT OPERATOR (OPR)	
91. STATUS (STS)	
92. AIRCRAFT TYPE (TYP)	
93. AIRCRAFT PERFORMANCE (PER)	
94. COMMUNICATIONS EQUIPMENT (COM)	
95. DATA LINK CAPABILITY (DAT)	



## IFPS USERS MANUAL

Section	Amendment notes
96. NAVIGATION EQUIPMENT (NAV)	
97. DEPARTURE AERODROME (DEP)	
98. DESTINATION AERODROME (DEST)	
99. ALTERNATE DESTINATION AERODROME (ALTN)	
100. EN-ROUTE ALTERNATE AERODROME (RALT)	
101. REMARKS (RMK)	
102. DATE OF FLIGHT (DOF)	
103. REPLACEMENT FLIGHT PLAN (RFP)	
104. CODE	
105. STAYINFO	
106. EUR PROTECTED	
107. PBN (PERFORMANCE BASED NAVIGATION)	
108. SURVEILLANCE (SUR)	
109. TAKE-OFF ALTERNATE (TALT)	
110. EN-ROUTE DELAY OR HOLDING (DLE)	
111. ADDITIONAL OUTPUT BY THE IFPS	
112. ITEM 19: SUPPLEMENTARY INFORMATION	
113. TOTAL FUEL ENDURANCE: E/	
114. TOTAL NUMBER OF PERSONS ON BOARD: P/	
115. EMERGENCY RADIO: R/	
116. SURVIVAL EQUIPMENT: S/	
117. LIFE JACKETS: J/	
118. DINGHIES: D/	
119. AIRCRAFT COLOUR AND SIGNIFICANT MARKINGS: A/	
120. OTHER SURVIVAL EQUIPMENT N/	
121. PILOT IN COMMAND: C/	

## IFPS USERS MANUAL

Section	Amendment notes
122. MESSAGE TYPES	
123. FLIGHT PLAN (FPL)	
124. MODIFICATION (CHG)	
125. DELAY (DLA)	
126. CANCEL (CNL)	
127. DEPARTURE (DEP)	
128. ARRIVAL (ARR)	
129. REQUEST FLIGHT PLAN (RQP)	
130. REQUEST SUPPLEMENTARY FLIGHT PLAN (RQS)	
131. AIRBORNE MESSAGE TYPES	
132. AIR-FILED FLIGHT PLANS (AFIL)	
133. ATC FLIGHT PLAN PROPOSAL MESSAGE (AFP)	Text added throughout the section to align with the Flight Progress Messages document and to improve clarity.
134. AFP FOR A MISSING FLIGHT PLAN	Text added throughout the section to align with the Flight Progress Messages document and to improve clarity.
135. AFP FOR A CHANGE OF ROUTE	Text added throughout the section to align with the Flight Progress Messages document and to improve clarity.
136. AFP FOR A CHANGE OF REQUESTED CRUISING LEVEL	Text added throughout the section to align with the Flight Progress Messages document and to improve clarity.
137. AFP FOR A CHANGE OF AIRCRAFT TYPE	Text added throughout the section to align with the Flight Progress Messages document and to improve clarity.
138. AFP FOR A CHANGE OF FLIGHT RULES (IFR/VFR)	Text added throughout the section to align with the Flight Progress Messages document and to improve clarity.
139. AFP FOR A CHANGE OF FLIGHT TYPE	Text added throughout the section to align with the Flight Progress Messages document and to improve clarity.
140. AFP FOR <b>DIVERSION</b>	Text added throughout the section to align with the Flight Progress Messages document and to improve clarity.
141. AFP FOR A CHANGE OF AIRCRAFT EQUIPEMENT	Text added throughout the section to align with the Flight Progress Messages document and to improve clarity.
142. FLIGHT NOTIFICATION MESSAGE (FNM)	
143. MESSAGE FROM SHANWICK/SANTA MARIA (MFS)	
144. ATC FLIGHT PLAN (APL)	

# IFPS USERS MANUAL

Section	Amendment notes
145. ATC FLIGHT PLAN CHANGE (ACH)	
146. VOICE COMMUNICATIONS SYSTEM (VCS)	
147. THE TRANSMIT FUNCTION	
148. SERVICE AND OTHER NON-STANDARD MESSAGES	
149. IFPS UNSERVICEABILITIES	
150. SYSTEM MAINTENANCE AND INTERVENTIONS	
151. ETFMS UNSERVICEABILITIES	
152. MANUAL CREATION OF MESSAGES	
153. MESSAGE REJECTED BY PARTNER	
154. DICTIONARY OF ABBREVIATIONS	
155. EUROCONTROL SPECIFICATION FOR THE INITIAL FLIGHT PLAN	
156. ERROR MESSAGE DETAILS	

## Part 6: Errors and Procedures:

**156.110: EFPM241: Procedure amended for flights with status Terminated.**

**156.161: ROUTE165: IFPS Procedures: new flow chart to cover procedure to apply in the case of errors raised due to anticipated climb/descent.**

**156.184: PROF53 Reason: text amended.**

## Amendment No. 36 to the IFPS USERS MANUAL

The main changes are indicated **RED** with revision bars.

Significant deletions of text are indicated with the symbol ✂

## Table of Contents

<b>1.</b>	<b>INTRODUCTION .....</b>	<b>1</b>
1.1	SCOPE AND APPLICABILITY .....	2
1.2	PUBLICATION .....	2
1.3	STRUCTURE .....	3
1.4	TERMINOLOGY .....	3
<b>2.</b>	<b>NETWORK MANAGER OPERATIONAL CONTACTS.....</b>	<b>5</b>
2.1	OPERATIONAL PROBLEM REPORTING .....	5
<b>3.</b>	<b>FLIGHT PLANS AND ASSOCIATED MESSAGES .....</b>	<b>7</b>
<b>4.</b>	<b>REPETITIVE FLIGHT PLAN (RPL) .....</b>	<b>11</b>
4.1	ERRORS IN RPL .....	12
4.2	GENERAL PROCEDURES IN RPL .....	13
<b>5.</b>	<b>RPL SUBMISSION.....</b>	<b>15</b>
5.1	MEANS OF SUBMISSION.....	15
5.2	RPL ORIGINATOR .....	15
5.3	LEAD TIMES.....	16
5.4	LATE RECEIPT OF A SUBMISSION .....	16
5.5	ACKNOWLEDGEMENT OF SUBMISSION RECEPTION .....	16
5.6	GENERAL PROCEDURES IN RPL SUBMISSION .....	17
5.7	PROCEDURE FOR THE CANCELLATION OF AN EXISTING RPL.....	18
5.8	PROCEDURE FOR THE AMENDMENT OF AN EXISTING RPL .....	18
<b>6.</b>	<b>IFPS RPL FORMAT .....</b>	<b>19</b>
6.1	PROCEDURE FOR RPL SUBMISSION RECEIVED IN OTHER FORMAT .....	24
<b>7.</b>	<b>RPL PROCESSING .....</b>	<b>25</b>
7.1	GENERAL PROCEDURES FOR RPL PROCESSING .....	27
<b>8.</b>	<b>RPL AIRAC +1 PREPARATION AND VALIDATION PROCEDURES FOR REPROCESSING AND RAD +2 VALIDATION .....</b>	<b>29</b>
8.1	GENERAL PROCEDURES FOR RPL AIRAC +1 AND RAD +1 VALIDATION AND REPROCESSING .....	31
8.2	GENERAL PROCEDURES FOR RPL AIRAC +2 RAD VALIDATION AND REPROCESSING.....	32
8.3	GENERAL PROCEDURES FOR RPL FINAL TAPE VALIDATION AND REPROCESSING .....	32
8.4	GENERAL PROCEDURES FOR RPL OPS REPROCESSING .....	33
<b>9.</b>	<b>QUALITY CONTROL .....</b>	<b>35</b>
9.1	GENERAL PROCEDURES FOR THE QUALITY CONTROL .....	36
<b>10.</b>	<b>RPL SUSPENSION.....</b>	<b>37</b>
10.1	GENERAL PROCEDURES FOR RPL SUSPENSION .....	37
<b>11.</b>	<b>RPL UNSERVICEABILITIES .....</b>	<b>39</b>

---

**IFPS USERS MANUAL**


---

11.1	GENERAL PROCEDURES.....	40
<b>12.</b>	<b>MESSAGE SUBMISSION TO THE IFPS.....</b>	<b>41</b>
12.1	AERODROME OF DEPARTURE (ADEP) WITHIN IFPZ.....	41
12.2	AERODROME OF DEPARTURE (ADEP) OUTSIDE IFPZ.....	41
12.3	MESSAGE SUBMISSION VIA GATEWAY.....	42
12.4	SUBMISSION OF RPL DATA.....	43
<b>13.</b>	<b>MESSAGE DISTRIBUTION BY THE IFPS.....</b>	<b>45</b>
13.1	TABLE OF IFPS MESSAGE DISTRIBUTION.....	47
<b>14.</b>	<b>RE-ADDRESSING.....</b>	<b>49</b>
<b>15.</b>	<b>ATS DATA EXCHANGE PRESENTATION (ADEXP).....</b>	<b>51</b>
<b>16.</b>	<b>OPERATIONAL REPLY MESSAGE (ORM).....</b>	<b>57</b>
<b>17.</b>	<b>ACKNOWLEDGEMENT (ACK) MESSAGE.....</b>	<b>59</b>
17.1	GENERAL PROCEDURE FOR MESSAGE ORIGINATORS.....	62
<b>18.</b>	<b>MANUAL (MAN) MESSAGE.....</b>	<b>63</b>
18.1	GENERAL PROCEDURE FOR MESSAGE ORIGINATORS.....	63
<b>19.</b>	<b>REJECT (REJ) MESSAGE.....</b>	<b>65</b>
19.1	GENERAL PROCEDURE FOR MESSAGE ORIGINATORS.....	66
<b>20.</b>	<b>COPY OPERATIONAL REPLY MESSAGE (ORM).....</b>	<b>67</b>
20.1	GENERAL PROCEDURE FOR AIRCRAFT OPERATORS.....	67
<b>21.</b>	<b>DETERMINATION OF AIRCRAFT OPERATOR BY IFPS.....</b>	<b>69</b>
<b>22.</b>	<b>ERROR TYPES.....</b>	<b>71</b>
22.1	SYNTAX.....	71
22.2	EXPANDED FLIGHT PLAN MESSAGE (EFPM).....	71
22.3	GENERAL ROUTE.....	71
22.4	REROUTEING.....	71
22.5	PROFILE.....	71
22.6	WARNING.....	72
22.7	ASSOCIATION.....	72
22.8	ROUTING ASSISTANCE.....	72
22.9	FILE LOAD.....	72
<b>23.</b>	<b>IMPROVEMENT IN QUALITY OF SUBMITTED MESSAGES.....</b>	<b>73</b>
23.1	GENERAL PROCEDURES.....	74
<b>24.</b>	<b>IFPS RE-ROUTE ACCEPTED (IFPSRA).....</b>	<b>75</b>
24.1	GENERAL PROCEDURES ASSOCIATED TO THE USE OF IFPSRA.....	76
24.2	ANUS IN THE NM CACD RECEIVING 'NO' ACK MESSAGES.....	76
<b>25.</b>	<b>IFPS MANUAL PROCESSING PROCEDURES.....</b>	<b>77</b>
<b>26.</b>	<b>STANDARD CORRECTION PROCEDURE 1 (SCP1).....</b>	<b>79</b>
26.1	SCP1 GENERAL PROCEDURES.....	79

---

**IFPS USERS MANUAL**


---

26.2	SCP 1 TABLES .....	80
26.3	USE OF IFPSTOP/IFPSTART IN SCP1 .....	82
26.4	FLIGHTS WITHIN THE ROSTOV, KALININGRAD AND BELARUS FIR AIRSPACES .....	82
26.5	RE-ROUTING OUTSIDE THE IFPZ.....	83
26.6	FLIGHTS WITH ROUTE COORDINATED WITH ATC.....	83
<b>27.</b>	<b>STANDARD CORRECTION PROCEDURE 2 (SCP2).....</b>	<b>85</b>
27.1	SCP2 GENERAL PROCEDURES.....	85
27.2	SCP2 TABLE FOR AERODROME OF DEPARTURE, DESTINATION OR ALTERNATE DESTINATION.....	85
<b>28.</b>	<b>FLIGHT PLAN REPROCESSING .....</b>	<b>87</b>
28.1	FILING TIME (OR - 12 HOURS BEFORE EOBT) TO - 1 HOUR (INCLUDED) BEFORE EOBT ....	87
28.2	EOBT – 1 HOUR (EXCLUDED) TO EOBT .....	88
28.3	GENERAL PROCEDURES FOR REVAL_SUSPENDED.....	89
28.4	GENERAL PROCEDURES FOR REVAL_ADVISORY .....	90
28.5	ASSOCIATED INVALID MESSAGES.....	91
<b>29.</b>	<b>ATC PRE-DEPARTURE FPL MODIFICATION (AMOD).....</b>	<b>93</b>
<b>30.</b>	<b>IFPSTOP/IFPSTART.....</b>	<b>95</b>
<b>31.</b>	<b>TREATMENT OF REPETITIVE FLIGHT PLANS (RPLS) IN IFPS .....</b>	<b>97</b>
31.1	REPLACEMENT FLIGHT PLAN PROCEDURES (RFP/)... ..	97
<b>32.</b>	<b>KEY FIELDS .....</b>	<b>99</b>
<b>33.</b>	<b>MESSAGE ASSOCIATION.....</b>	<b>101</b>
33.1	ANOMALIES ON RECEIPT OF DUPLICATE FLIGHT PLANS .....	105
33.2	RPL GENERAL PROCEDURES .....	105
<b>34.</b>	<b>PROFILE CALCULATION/ROUTE ANALYSIS .....</b>	<b>107</b>
<b>35.</b>	<b>MILITARY FLIGHTS .....</b>	<b>111</b>
35.1	GENERAL PROCEDURES.....	111
<b>36.</b>	<b>GENERAL AIR TRAFFIC/OPERATIONAL AIR TRAFFIC (GAT/OAT).....</b>	<b>113</b>
<b>37.</b>	<b>MILITARY POINTS AND ROUTES.....</b>	<b>115</b>
<b>38.</b>	<b>ADDRESSING .....</b>	<b>117</b>
38.1	PROCESSING BY THE IFPS .....	117
<b>39.</b>	<b>BLOCKING LEVELS .....</b>	<b>119</b>
<b>40.</b>	<b>RAD FOR MILITARY FLIGHTS.....</b>	<b>121</b>
40.1	AIP/RAD FOR MILITARY FLIGHTS.....	121
<b>41.</b>	<b>OPEN SKIES FLIGHTS .....</b>	<b>123</b>
41.1	GENERAL PROCEDURES FOR OPEN SKIES FLIGHTS .....	124
<b>42.</b>	<b>VISUAL FLIGHT RULES (VFR).....</b>	<b>125</b>
<b>43.</b>	<b>NORTH ATLANTIC (NAT) TRAFFIC.....</b>	<b>127</b>
<b>44.</b>	<b>FLEXIBLE USE OF AIRSPACE (FUA)/CONDITIONAL ROUTES (CDR)...</b>	<b>129</b>

<b>45.</b>	<b>ROUTE AVAILABILITY DOCUMENT (RAD)</b> .....	<b>131</b>
45.1	GENERAL PROCEDURES FOR BUSY FRIDAY AND PUBLIC HOLIDAY.....	133
45.2	GENERAL PROCEDURES FOR RAD ERRORS DUE TO A NM CACD DEFICIENCY.....	133
45.3	PREPARATION OF ON-LINE RAD MODIFICATIONS .....	133
45.4	RAD ERRORS FOR PROFILE .....	136
45.5	VERIFICATION OF RAD RESTRICTIONS PER AIRAC CYCLE .....	137
45.6	RAD UNITS WITH DEPENDANT APPLICABILITY .....	138
45.7	INCORRECTLY SUSPENDED FLIGHTS .....	138
45.8	FLIGHT PLAN MESSAGES ON CLOSED NTFSR .....	139
<b>46.</b>	<b>REDUCED VERTICAL SEPARATION MINIMA (RVSM)</b> .....	<b>141</b>
<b>47.</b>	<b>8.33 KHZ CHANNEL SPACING</b> .....	<b>143</b>
47.1	GENERAL PROCEDURES FOR 8.33 KHZ ERRORS.....	147
<b>48.</b>	<b>SSR MODE-S</b> .....	<b>149</b>
<b>49.</b>	<b>EN-ROUTE STAY INDICATOR</b> .....	<b>151</b>
<b>50.</b>	<b>IFPS MONITORING FLIGHT EVOLUTION</b> .....	<b>153</b>
<b>51.</b>	<b>SPECIAL STATUS FLIGHTS (STS)</b> .....	<b>155</b>
51.1	DYNAMIC PROPERTIES OF THE STS SUB-FIELD .....	156
<b>52.</b>	<b>STS/SAR INDICATOR</b> .....	<b>157</b>
<b>53.</b>	<b>STS/HEAD INDICATOR</b> .....	<b>159</b>
<b>54.</b>	<b>STS/ATFMX INDICATOR</b> .....	<b>161</b>
<b>55.</b>	<b>STS/HOSP INDICATOR</b> .....	<b>163</b>
<b>56.</b>	<b>STS/HUM INDICATOR</b> .....	<b>165</b>
<b>57.</b>	<b>STS/STATE INDICATOR</b> .....	<b>167</b>
<b>58.</b>	<b>STS/NONRVSM INDICATOR</b> .....	<b>169</b>
<b>59.</b>	<b>STS/FFR INDICATOR</b> .....	<b>171</b>
<b>60.</b>	<b>STS/FLTCK INDICATOR</b> .....	<b>173</b>
<b>61.</b>	<b>STS/HAZMAT INDICATOR</b> .....	<b>175</b>
<b>62.</b>	<b>STS/MARSA INDICATOR</b> .....	<b>177</b>
<b>63.</b>	<b>STS/MEDEVAC INDICATOR</b> .....	<b>179</b>
<b>64.</b>	<b>STS/ALTRV INDICATOR</b> .....	<b>181</b>
<b>65.</b>	<b>RUNWAY VISUAL RANGE (RVR)</b> .....	<b>183</b>
<b>66.</b>	<b>ORIGINATOR (ORGN) INDICATOR</b> .....	<b>185</b>
<b>67.</b>	<b>SOURCE (SRC) INDICATOR</b> .....	<b>187</b>
<b>68.</b>	<b>IFP INDICATORS</b> .....	<b>189</b>
68.1	GENERAL PROCEDURES .....	191
<b>69.</b>	<b>IFPS TEST SYSTEM (IFPUV)</b> .....	<b>193</b>

69.1	GENERAL PROCEDURES FOR IFPUV USERS .....	194
<b>70.</b>	<b>AIRCRAFT OPERATOR WHAT-IF RE-ROUTE (AOWIR) .....</b>	<b>197</b>
70.1	OPTION 1A: THE FLIGHT PLAN IS CHANGED .....	197
70.2	OPTION 1B: THE SYSTEM CANCELS THE FLIGHT PLAN AND A NEW FLIGHT PLAN IS GENERATED.....	198
70.3	OPTION 2: THE FLIGHT PLAN IS CANCELLED AND A NEW SLOT IS BOOKED .....	198
<b>71.</b>	<b>DIVERSION ARRIVAL MESSAGES.....</b>	<b>201</b>
<b>72.</b>	<b>ITEM 3: MESSAGE TITLE.....</b>	<b>203</b>
<b>73.</b>	<b>ITEM 7: AIRCRAFT IDENTIFICATION AND SSR MODE/SSR CODE .....</b>	<b>205</b>
<b>74.</b>	<b>ITEM 8: FLIGHT RULES AND TYPE OF FLIGHT.....</b>	<b>207</b>
74.1	FLIGHT RULES .....	207
74.2	TYPE OF FLIGHT .....	207
<b>75.</b>	<b>ITEM 9: NUMBER AND TYPE OF AIRCRAFT AND WAKE TURBULENCE CATEGORY .....</b>	<b>209</b>
<b>76.</b>	<b>ITEM 10: EQUIPMENT &amp; CAPABILITIES .....</b>	<b>213</b>
<b>76.1</b>	<b>ITEM 10A: RADIO COMMUNICATION, NAVIGATION AND APPROACH AID EQUIPMENT .....</b>	<b>213</b>
76.2	AREA NAVIGATION (RNAV) SPECIFICATIONS .....	215
76.3	ITEM 10B: SURVEILLANCE EQUIPMENT .....	215
<b>77.</b>	<b>ITEM 13: AERODROME OF DEPARTURE (ADEP) AND ESTIMATED OFF- BLOCKS TIME (EOBT) .....</b>	<b>217</b>
77.1	RPL GENERAL PROCEDURE FOR MISSING OR INVALID DEPARTURE AERODROME OR EOBT.....	218
77.2	RPL GENERAL PROCEDURE FOR DEPARTURE GIVEN AS ZZZZ WITH NO CORRESPONDING DEP DETAILS .....	219
77.3	RPL GENERAL PROCEDURE FOR KNOWN DEPARTURE AERODROME WITH SUB-FIELD DEP DETAILS .....	219
<b>78.</b>	<b>ITEM 15: ROUTE .....</b>	<b>221</b>
78.1	AIRAC INFORMATION INCORRECT IN THE NM CACD .....	222
<b>79.</b>	<b>INITIAL SPEED AND LEVEL .....</b>	<b>223</b>
79.1	SPEED .....	223
79.2	FLIGHT LEVEL.....	223
<b>80.</b>	<b>EN-ROUTE CHANGE OF SPEED AND LEVEL.....</b>	<b>225</b>
<b>81.</b>	<b>SID/STAR.....</b>	<b>227</b>
81.1	GENERAL PROCEDURES FOR SID/STAR.....	229
81.2	EXCEPTIONAL PROCEDURES FOR SID/STAR .....	229
<b>82.</b>	<b>POINTS .....</b>	<b>231</b>
82.1	GENERAL PROCEDURE FOR NON RECOGNISED POINTS .....	232
82.2	RPL GENERAL PROCEDURES .....	232
<b>83.</b>	<b>AIRWAYS .....</b>	<b>233</b>



83.1	GENERAL PROCEDURES FOR AIRWAYS .....	234
83.2	TEST FLIGHTS .....	235
83.3	RPL GENERAL PROCEDURES .....	235
83.4	CONDITIONAL ROUTE CATEGORIES .....	235
83.5	MANDATORY DCT ROUTE CO-LOCATED WITH A CLOSED AIRWAY .....	236
84.	<b>ITEM 16: A) DESTINATION AERODROME B) TOTAL ESTIMATED ELAPSED TIME C) ALTERNATE AERODROME(S) .....</b>	<b>237</b>
85.	<b>ITEM 18: OTHER INFORMATION .....</b>	<b>239</b>
86.	<b>ESTIMATED ELAPSED TIME (EET) .....</b>	<b>241</b>
87.	<b>RE-CLEARANCE IN FLIGHT (RIF) .....</b>	<b>243</b>
88.	<b>AIRCRAFT REGISTRATION (REG) .....</b>	<b>245</b>
89.	<b>SELCAL (SEL) .....</b>	<b>247</b>
90.	<b>AIRCRAFT OPERATOR (OPR) .....</b>	<b>249</b>
91.	<b>STATUS (STS) .....</b>	<b>251</b>
92.	<b>AIRCRAFT TYPE (TYP) .....</b>	<b>253</b>
93.	<b>AIRCRAFT PERFORMANCE (PER) .....</b>	<b>255</b>
94.	<b>COMMUNICATIONS EQUIPMENT (COM) .....</b>	<b>257</b>
95.	<b>DATA LINK CAPABILITY (DAT) .....</b>	<b>259</b>
96.	<b>NAVIGATION EQUIPMENT (NAV) .....</b>	<b>261</b>
97.	<b>DEPARTURE AERODROME (DEP) .....</b>	<b>263</b>
98.	<b>DESTINATION AERODROME (DEST) .....</b>	<b>265</b>
99.	<b>ALTERNATE DESTINATION AERODROME (ALTN) .....</b>	<b>267</b>
100.	<b>EN-ROUTE ALTERNATE AERODROME (RALT) .....</b>	<b>269</b>
101.	<b>REMARKS (RMK) .....</b>	<b>271</b>
102.	<b>DATE OF FLIGHT (DOF) .....</b>	<b>273</b>
102.1	INTERNAL AD/DT PROCEDURE IN CASE OF AN AIRAC DATA FAILURE .....	274
103.	<b>REPLACEMENT FLIGHT PLAN (RFP) .....</b>	<b>275</b>
104.	<b>CODE .....</b>	<b>277</b>
105.	<b>STAYINFO .....</b>	<b>279</b>
106.	<b>EUR/PROTECTED .....</b>	<b>281</b>
107.	<b>PBN (PERFORMANCE BASED NAVIGATION) .....</b>	<b>283</b>
108.	<b>SURVEILLANCE (SUR) .....</b>	<b>285</b>
109.	<b>TAKE-OFF ALTERNATE (TALT) .....</b>	<b>287</b>
110.	<b>EN-ROUTE DELAY OR HOLDING (DLE) .....</b>	<b>289</b>
111.	<b>ADDITIONAL OUTPUT BY THE IFPS .....</b>	<b>291</b>

<b>112.</b>	<b>ITEM 19: SUPPLEMENTARY INFORMATION .....</b>	<b>293</b>
112.1	GENERAL PROCEDURES FOR ERRORS IN ITEM 19 .....	294
<b>113.</b>	<b>TOTAL FUEL ENDURANCE: E/.....</b>	<b>295</b>
<b>114.</b>	<b>TOTAL NUMBER OF PERSONS ON BOARD: P/ .....</b>	<b>297</b>
<b>115.</b>	<b>EMERGENCY RADIO: R/ .....</b>	<b>299</b>
<b>116.</b>	<b>SURVIVAL EQUIPMENT: S/ .....</b>	<b>301</b>
<b>117.</b>	<b>LIFE JACKETS: J/.....</b>	<b>303</b>
<b>118.</b>	<b>DINGHIES: D/ .....</b>	<b>305</b>
<b>119.</b>	<b>AIRCRAFT COLOUR AND SIGNIFICANT MARKINGS: A/ .....</b>	<b>307</b>
<b>120.</b>	<b>OTHER SURVIVAL EQUIPMENT N/.....</b>	<b>309</b>
120.1	GENERAL PROCEDURES.....	309
<b>121.</b>	<b>PILOT IN COMMAND: C/ .....</b>	<b>311</b>
121.1	GENERAL PROCEDURES.....	311
<b>122.</b>	<b>MESSAGE TYPES.....</b>	<b>313</b>
122.1	GENERAL PROCEDURES.....	313
<b>123.</b>	<b>FLIGHT PLAN (FPL).....</b>	<b>315</b>
<b>124.</b>	<b>MODIFICATION (CHG).....</b>	<b>317</b>
<b>125.</b>	<b>DELAY (DLA) .....</b>	<b>321</b>
125.1	GENERAL PROCEDURE FOR DLA MESSAGE RAISES ROUTE AVAILABILITY OR RAD PROBLEMS .....	322
125.2	GENERAL PROCEDURE FOR DIFFICULTIES IN PROCESSING DLA MESSAGES DUE TO AIRAC SWITCH .....	322
<b>126.</b>	<b>CANCEL (CNL).....</b>	<b>323</b>
126.1	GENERAL PROCEDURE FOR MULTIPLE ASSOCIATED MESSAGE WINDOW CONTAINING A CNL MESSAGE .....	324
<b>127.</b>	<b>DEPARTURE (DEP) .....</b>	<b>325</b>
127.1	GENERAL PROCEDURE FOR INCORRECTLY SENT DEP MESSAGE .....	325
<b>128.</b>	<b>ARRIVAL (ARR) .....</b>	<b>327</b>
128.1	GENERAL PROCEDURE FOR DIVERSION ARR MESSAGE .....	328
128.2	GENERAL PROCEDURE FOR DIVARR MESSAGE TREATMENT .....	328
<b>129.</b>	<b>REQUEST FLIGHT PLAN (RQP) .....</b>	<b>329</b>
<b>130.</b>	<b>REQUEST SUPPLEMENTARY FLIGHT PLAN (RQS) .....</b>	<b>331</b>
<b>131.</b>	<b>AIRBORNE MESSAGE TYPES.....</b>	<b>333</b>
131.1	GENERAL PROCEDURES.....	334
131.2	GENERAL PROCEDURE FOR ERRORS IN THE SUBMITTED AIRBORNE MESSAGE ROUTE ..	335
<b>132.</b>	<b>AIR-FILED FLIGHT PLANS (AFIL) .....</b>	<b>337</b>
132.1	GENERAL PROCEDURES.....	338

<b>133.</b>	<b>ATC FLIGHT PLAN PROPOSAL MESSAGE (AFP)</b> .....	<b>339</b>
133.1	AFP ASSOCIATION .....	342
133.2	APL/ACH MESSAGE ADDRESSING .....	342
133.3	COMPULSORY AND OPTIONAL AFP INFORMATION .....	344
<b>134.</b>	<b>AFP FOR A MISSING FLIGHT PLAN</b> .....	<b>347</b>
134.1	GENERAL PROCEDURES .....	349
<b>135.</b>	<b>AFP FOR A CHANGE OF ROUTE</b> .....	<b>351</b>
135.1	GENERAL PROCEDURES .....	351
<b>136.</b>	<b>AFP FOR A CHANGE OF REQUESTED CRUISING LEVEL</b> .....	<b>353</b>
<b>137.</b>	<b>AFP FOR A CHANGE OF AIRCRAFT TYPE</b> .....	<b>355</b>
<b>138.</b>	<b>AFP FOR A CHANGE OF FLIGHT RULES (IFR/VFR)</b> .....	<b>357</b>
<b>139.</b>	<b>AFP FOR A CHANGE OF FLIGHT TYPE</b> .....	<b>359</b>
<b>140.</b>	<b>AFP FOR DIVERSION</b> .....	<b>361</b>
140.1	GENERAL PROCEDURES .....	362
140.2	PROCESSING AN IAFP WITH A NEW DESTINATION .....	363
<b>141.</b>	<b>AFP FOR A CHANGE OF AIRCRAFT EQUIPMENT</b> .....	<b>365</b>
<b>142.</b>	<b>FLIGHT NOTIFICATION MESSAGE (FNM)</b> .....	<b>367</b>
142.1	GENERAL PROCEDURES .....	369
<b>143.</b>	<b>MESSAGE FROM SHANWICK/SANTA MARIA (MFS)</b> .....	<b>371</b>
143.1	GENERAL PROCEDURES .....	373
<b>144.</b>	<b>ATC FLIGHT PLAN (APL)</b> .....	<b>375</b>
<b>145.</b>	<b>ATC FLIGHT PLAN CHANGE (ACH)</b> .....	<b>377</b>
<b>146.</b>	<b>VOICE COMMUNICATIONS SYSTEM (VCS)</b> .....	<b>379</b>
146.1	GENERAL PROCEDURE FOR CONTINGENCY DIVERSION OF VOICE COMMUNICATIONS SYSTEM (VCS) .....	379
<b>147.</b>	<b>THE TRANSMIT FUNCTION</b> .....	<b>381</b>
147.1	GENERAL PROCEDURES .....	382
<b>148.</b>	<b>SERVICE AND OTHER NON-STANDARD MESSAGES</b> .....	<b>383</b>
148.1	REROUTEING REQUESTS FROM INDIVIDUAL STATES .....	383
148.2	INTERNAL AIRCRAFT OPERATOR MESSAGES .....	383
148.3	SERVICE MESSAGES REQUESTING RE-TRANSMISSION OF A PARTICULAR MESSAGE .....	384
148.4	SERVICE MESSAGES INDICATING AN UNKNOWN LOCAL ADDRESS .....	384
148.5	OTHER FREE TEXT MESSAGES AND TAF/METAR MESSAGES .....	384
<b>149.</b>	<b>IFPS UNSERVICEABILITIES</b> .....	<b>385</b>
149.1	RESPONSIBLE (IFPU1) .....	385
149.2	BACKUP (IFPU2) .....	385
149.3	NONE .....	385
149.4	GENERAL PROCEDURES .....	385

149.5	IFPS REMOTE LOGIN .....	385
<b>150.</b>	<b>SYSTEM MAINTENANCE AND INTERVENTIONS.....</b>	<b>387</b>
150.1	SYSTEM MAINTENANCE .....	387
150.2	GENERAL PROCEDURES FOR INTERVENTIONS.....	387
150.3	PLANNED INTERVENTIONS .....	387
150.4	ADDITIONAL INTERVENTIONS .....	387
<b>151.</b>	<b>ETFMS UNSERVICEABILITIES .....</b>	<b>389</b>
151.1	GENERAL PROCEDURES.....	389
<b>152.</b>	<b>MANUAL CREATION OF MESSAGES .....</b>	<b>391</b>
152.1	GENERAL PROCEDURES.....	391
<b>153.</b>	<b>MESSAGE REJECTED BY PARTNER .....</b>	<b>393</b>
153.1	GENERAL PROCEDURES.....	393
153.2	MESSAGE REJECTED BY ETFMS .....	393
153.3	MESSAGE REJECTED BY THE ANG1 .....	394
<b>154.</b>	<b>DICTIONARY OF ABBREVIATIONS.....</b>	<b>397</b>
<b>155.</b>	<b>EUROCONTROL SPECIFICATION FOR THE INITIAL FLIGHT PLAN .....</b>	<b>405</b>
<b>156.</b>	<b>IFPS ERROR MESSAGES .....</b>	<b>409</b>
156.1	ERROR CLASS/ERROR ID: SYN32 .....	409
156.2	ERROR CLASS/ERROR ID: SYN33 .....	410
156.3	ERROR CLASS/ERROR ID: SYN60 .....	411
156.4	ERROR CLASS/ERROR ID: SYN61 .....	412
156.5	ERROR CLASS/ERROR ID: SYN62 .....	413
156.6	ERROR CLASS/ERROR ID: SYN63 .....	414
156.7	ERROR CLASS/ERROR ID: SYN64 .....	415
156.8	ERROR CLASS/ERROR ID: SYN65 .....	416
156.9	ERROR CLASS/ERROR ID: SYN66 .....	417
156.10	ERROR CLASS/ERROR ID: SYN67 .....	418
156.11	ERROR CLASS/ERROR ID: SYN68 .....	419
156.12	ERROR CLASS/ERROR ID: SYN69 .....	420
156.13	ERROR CLASS/ERROR ID: SYN70 .....	421
156.14	ERROR CLASS/ERROR ID: SYN71 .....	423
156.15	ERROR CLASS/ERROR ID: SYN72 .....	425
156.16	ERROR CLASS/ERROR ID: SYN73 .....	426
156.17	ERROR CLASS/ERROR ID: SYN74 .....	427
156.18	ERROR CLASS/ERROR ID: SYN76 .....	428
156.19	ERROR CLASS/ERROR ID: SYN77 .....	429
156.20	ERROR CLASS/ERROR ID: SYN78 .....	430
156.21	ERROR CLASS/ERROR ID: SYN80 .....	431
156.22	ERROR CLASS/ERROR ID: SYN81 .....	432
156.23	ERROR CLASS/ERROR ID: SYN82 .....	433

156.24	ERROR CLASS/ERROR ID: SYN83 .....	434
156.25	ERROR CLASS/ERROR ID: SYN84 .....	435
156.26	ERROR CLASS/ERROR ID: SYN85 .....	436
156.27	ERROR CLASS/ERROR ID: SYN86 .....	437
156.28	ERROR CLASS/ERROR ID: SYN87.....	438
156.29	ERROR CLASS/ERROR ID: SYN88.....	439
156.30	ERROR CLASS/ERROR ID: SYN89.....	440
156.31	ERROR CLASS/ERROR ID: SYN90.....	441
156.32	ERROR CLASS/ERROR ID: SYN91.....	442
156.33	ERROR CLASS/ERROR ID: SYN92.....	443
156.34	ERROR CLASS/ERROR ID: SYN93.....	444
156.35	ERROR CLASS/ERROR ID: SYN95.....	445
156.36	ERROR CLASS/ERROR ID: SYN96.....	446
156.37	ERROR CLASS/ERROR ID: SYN97.....	447
156.38	ERROR CLASS/ERROR ID: SYN98.....	448
156.39	ERROR CLASS/ERROR ID: SYN99.....	449
156.40	ERROR CLASS/ERROR ID: SYN100.....	450
156.41	ERROR CLASS/ERROR ID: SYN101.....	451
156.42	ERROR CLASS/ERROR ID: SYN102.....	452
156.43	ERROR CLASS/ERROR ID: SYN103.....	453
156.44	ERROR CLASS/ERROR ID: SYN104.....	454
156.45	ERROR CLASS/ERROR ID: SYN105.....	455
156.46	ERROR CLASS/ERROR ID: SYN106.....	456
156.47	ERROR CLASS/ERROR ID: SYN107 .....	457
156.48	ERROR CLASS/ERROR ID: SYN108 .....	458
156.49	ERROR CLASS/ERROR ID: SYN109 .....	459
156.50	ERROR CLASS/ERROR ID: SYN110 .....	461
156.51	ERROR CLASS/ERROR ID: SYN111 .....	462
156.52	ERROR CLASS/ERROR ID: SYN112.....	463
156.53	ERROR CLASS/ERROR ID: SYN113.....	464
156.54	ERROR CLASS/ERROR ID: SYN114.....	465
156.55	ERROR CLASS/ERROR ID: SYN115.....	466
156.56	ERROR CLASS/ERROR ID: SYN116.....	467
156.57	ERROR CLASS/ERROR ID: SYN117.....	468
156.58	ERROR CLASS/ERROR ID: SYN118.....	469
156.59	ERROR CLASS/ERROR ID: SYN119.....	470
156.60	ERROR CLASS/ERROR ID: SYN120.....	471
156.61	ERROR CLASS/ERROR ID: SYN121.....	472
156.62	ERROR CLASS/ERROR ID: SYN122.....	475
156.63	ERROR CLASS/ERROR ID: SYN123.....	476
156.64	ERROR CLASS/ERROR ID: SYN124.....	477
156.65	ERROR CLASS/ERROR ID: SYN153.....	478

156.66	ERROR CLASS/ERROR ID: SYN400.....	479
156.67	ERROR CLASS/ERROR ID: EFPM31 .....	480
156.68	ERROR CLASS/ERROR ID: EFPM34 .....	481
156.69	ERROR CLASS/ERROR ID: EFPM35 .....	482
156.70	ERROR CLASS/ERROR ID: EFPM36 .....	483
156.71	ERROR CLASS/ERROR ID: EFPM37 .....	484
156.72	ERROR CLASS/ERROR ID: EFPM38 .....	485
156.73	ERROR CLASS/ERROR ID: EFPM39 .....	486
156.74	ERROR CLASS/ERROR ID: EFPM40 .....	487
156.75	ERROR CLASS/ERROR ID: EFPM51 .....	488
156.76	ERROR CLASS/ERROR ID: EFPM166 .....	489
156.77	ERROR CLASS/ERROR ID: EFPM167 .....	491
156.78	ERROR CLASS/ERROR ID: EFPM208 .....	492
156.79	ERROR CLASS/ERROR ID: EFPM209 .....	493
156.80	ERROR CLASS/ERROR ID: EFPM210 .....	494
156.81	ERROR CLASS/ERROR ID: EFPM211 .....	495
156.82	ERROR CLASS/ERROR ID: EFPM212 .....	496
156.83	ERROR CLASS/ERROR ID: EFPM213 .....	497
156.84	ERROR CLASS/ERROR ID: EFPM214 .....	498
156.85	ERROR CLASS/ERROR ID: EFPM215 .....	499
156.86	ERROR CLASS/ERROR ID: EFPM216 .....	500
156.87	ERROR CLASS/ERROR ID: EFPM217 .....	501
156.88	ERROR CLASS/ERROR ID: EFPM218 .....	502
156.89	ERROR CLASS/ERROR ID: EFPM219 .....	503
156.90	ERROR CLASS/ERROR ID: EFPM220 .....	504
156.91	ERROR CLASS/ERROR ID: EFPM221 .....	505
156.92	ERROR CLASS/ERROR ID: EFPM223 .....	506
156.93	ERROR CLASS/ERROR ID: EFPM224 .....	507
156.94	ERROR CLASS/ERROR ID: EFPM225 .....	508
156.95	ERROR CLASS/ERROR ID: EFPM226 .....	509
156.96	ERROR CLASS/ERROR ID: EFPM227 .....	510
156.97	ERROR CLASS/ERROR ID: EFPM228 .....	511
156.98	ERROR CLASS/ERROR ID: EFPM229 .....	513
156.99	ERROR CLASS/ERROR ID: EFPM230 .....	514
156.100	ERROR CLASS/ERROR ID: EFPM231 .....	515
156.101	ERROR CLASS/ERROR ID: EFPM232 .....	516
156.102	ERROR CLASS/ERROR ID: EFPM233 .....	517
156.103	ERROR CLASS/ERROR ID: EFPM234 .....	518
156.104	ERROR CLASS/ERROR ID: EFPM235 .....	519
156.105	ERROR CLASS/ERROR ID: EFPM236 .....	520
156.106	ERROR CLASS/ERROR ID: EFPM237 .....	521
156.107	ERROR CLASS/ERROR ID: EFPM238 .....	522

156.108	ERROR CLASS/ERROR ID: EFPM239 .....	523
156.109	ERROR CLASS/ERROR ID: EFPM240 .....	524
156.110	ERROR CLASS/ERROR ID: EFPM241 .....	525
156.111	ERROR CLASS/ERROR ID: EFPM243 .....	527
156.112	ERROR CLASS/ERROR ID: EFPM244 .....	528
156.113	ERROR CLASS/ERROR ID: EFPM245 .....	529
156.114	ERROR CLASS/ERROR ID: EFPM246 .....	530
156.115	ERROR CLASS/ERROR ID: EFPM247 .....	531
156.116	ERROR CLASS/ERROR ID: EFPM248 .....	532
156.117	ERROR CLASS/ERROR ID: EFPM249 .....	533
156.118	ERROR CLASS/ERROR ID: EFPM250 .....	534
156.119	ERROR CLASS/ERROR ID: ROUTE29 .....	535
156.120	ERROR CLASS/ERROR ID: ROUTE30 .....	536
156.121	ERROR CLASS/ERROR ID: ROUTE41 .....	537
156.122	ERROR CLASS/ERROR ID: ROUTE42 .....	538
156.123	ERROR CLASS/ERROR ID: ROUTE43 .....	539
156.124	ERROR CLASS/ERROR ID: ROUTE44 .....	540
156.125	ERROR CLASS/ERROR ID: ROUTE45 .....	541
156.126	ERROR CLASS/ERROR ID: ROUTE46 .....	542
156.127	ERROR CLASS/ERROR ID: ROUTE47 .....	543
156.128	ERROR CLASS/ERROR ID: ROUTE48 .....	544
156.129	ERROR CLASS/ERROR ID: ROUTE49 .....	545
156.130	ERROR CLASS/ERROR ID: ROUTE52 .....	546
156.131	ERROR CLASS/ERROR ID: ROUTE125 .....	547
156.132	ERROR CLASS/ERROR ID: ROUTE126 .....	548
156.133	ERROR CLASS/ERROR ID: ROUTE127 .....	549
156.134	ERROR CLASS/ERROR ID: ROUTE129 .....	550
156.135	ERROR CLASS/ERROR ID: ROUTE130 .....	551
156.136	ERROR CLASS/ERROR ID: ROUTE131 .....	552
156.137	ERROR CLASS/ERROR ID: ROUTE132 .....	553
156.138	ERROR CLASS/ERROR ID: ROUTE133 .....	554
156.139	ERROR CLASS/ERROR ID: ROUTE134 .....	555
156.140	ERROR CLASS/ERROR ID: ROUTE135 .....	556
156.141	ERROR CLASS/ERROR ID: ROUTE137 .....	557
156.142	ERROR CLASS/ERROR ID: ROUTE138 .....	558
156.143	ERROR CLASS/ERROR ID: ROUTE139 .....	559
156.144	ERROR CLASS/ERROR ID: ROUTE140 .....	560
156.145	ERROR CLASS/ERROR ID: ROUTE141 .....	561
156.146	ERROR CLASS/ERROR ID: ROUTE142 .....	562
156.147	ERROR CLASS/ERROR ID: ROUTE143 .....	563
156.148	ERROR CLASS/ERROR ID: ROUTE144 .....	564
156.149	ERROR CLASS/ERROR ID: ROUTE145 .....	565

156.150	ERROR CLASS/ERROR ID: ROUTE146 .....	566
156.151	ERROR CLASS/ERROR ID: ROUTE147 .....	567
156.152	ERROR CLASS/ERROR ID: ROUTE148 .....	568
156.153	ERROR CLASS/ERROR ID: ROUTE149 .....	569
156.154	ERROR CLASS/ERROR ID: ROUTE150 .....	570
156.155	ERROR CLASS/ERROR ID: ROUTE151 .....	571
156.156	ERROR CLASS/ERROR ID: ROUTE152 .....	572
156.157	ERROR CLASS/ERROR ID: ROUTE155 .....	573
156.158	ERROR CLASS/ERROR ID: ROUTE157 .....	574
156.159	ERROR CLASS/ERROR ID: ROUTE161 .....	575
156.160	ERROR CLASS/ERROR ID: ROUTE162 .....	576
156.161	ERROR CLASS/ERROR ID: ROUTE165.....	577
156.162	ERROR CLASS/ERROR ID: ROUTE168 .....	579
156.163	ERROR CLASS/ERROR ID: ROUTE169 .....	580
156.164	ERROR CLASS/ERROR ID: ROUTE170 .....	581
156.165	ERROR CLASS/ERROR ID: ROUTE171 .....	582
156.166	ERROR CLASS/ERROR ID: ROUTE172 .....	583
156.167	ERROR CLASS/ERROR ID: ROUTE174 .....	584
156.168	ERROR CLASS/ERROR ID: ROUTE175 .....	585
156.169	ERROR CLASS/ERROR ID: ROUTE176 .....	586
156.170	ERROR CLASS/ERROR ID: ROUTE177 .....	587
156.171	ERROR CLASS/ERROR ID: ROUTE178 .....	588
156.172	ERROR CLASS/ERROR ID: ROUTE179 .....	589
156.173	ERROR CLASS/ERROR ID: ROUTE180 .....	590
156.174	ERROR CLASS/ERROR ID: ROUTE301 .....	591
156.175	ERROR CLASS/ERROR ID: ROUTE302 .....	592
156.176	ERROR CLASS/ERROR ID: ROUTE303 .....	593
156.177	ERROR CLASS/ERROR ID: ROUTE304 .....	594
156.178	ERROR CLASS/ERROR ID: ROUTE305.....	595
156.179	ERROR CLASS/ERROR ID: ROUTE308.....	596
156.180	ERROR CLASS/ERROR ID: ROUTE310 .....	597
156.181	ERROR CLASS/ERROR ID: ROUTE311 .....	598
156.182	ERROR CLASS/ERROR ID: ROUTE312 .....	599
156.183	ERROR CLASS/ERROR ID: PROF50.....	600
156.184	ERROR CLASS/ERROR ID: PROF53.....	601
156.185	ERROR CLASS/ERROR ID: PROF188.....	602
156.186	ERROR CLASS/ERROR ID: PROF189.....	603
156.187	ERROR CLASS/ERROR ID: PROF190.....	604
156.188	ERROR CLASS/ERROR ID: PROF191 .....	605
156.189	ERROR CLASS/ERROR ID: PROF192.....	607
156.190	ERROR CLASS/ERROR ID: PROF193.....	608
156.191	ERROR CLASS/ERROR ID: PROF194.....	609



156.192	ERROR CLASS/ERROR ID: PROF195.....	610
156.193	ERROR CLASS/ERROR ID: PROF197.....	611
156.194	ERROR CLASS/ERROR ID: PROF198.....	612
156.195	ERROR CLASS/ERROR ID: PROF199.....	613
156.196	ERROR CLASS/ERROR ID: PROF200.....	614
156.197	ERROR CLASS/ERROR ID: PROF201.....	615
156.198	ERROR CLASS/ERROR ID: PROF202.....	616
156.199	ERROR CLASS/ERROR ID: PROF203.....	617
156.200	ERROR CLASS/ERROR ID: PROF204.....	618
156.201	ERROR CLASS/ERROR ID: PROF205.....	619
156.202	ERROR CLASS/ERROR ID: PROF206.....	620
156.203	ERROR CLASS/ERROR ID: GEN207.....	621
156.204	ERROR CLASS/ERROR ID: GEN277.....	622
156.205	ERROR CLASS/ERROR ID: GEN280.....	623
156.206	ERROR CLASS/ERROR ID: RA274.....	624
156.207	ERROR CLASS/ERROR ID: RA281.....	625
156.208	ERROR CLASS/ERROR ID: WARN256.....	626
156.209	ERROR CLASS/ERROR ID: WARN257.....	627
156.210	ERROR CLASS/ERROR ID: WARN258.....	628
156.211	ERROR CLASS/ERROR ID: WARN259.....	629
156.212	ERROR CLASS/ERROR ID: WARN262.....	630
<b>157.</b>	<b>ABBREVIATIONS.....</b>	<b>631</b>

**INTENTIONALLY LEFT BLANK**

# 1. INTRODUCTION

A centralised flight plan processing and distribution service has been established under the authority of the EUROCONTROL Network Manager (**NM**). The service is provided by the Integrated Initial Flight Plan Processing System (**IFPS**) and covers that part of the ICAO EUR Region [International Civil Aviation Organization] (**ICAO**) known as the IFPS Zone (**IFPZ**).

This document provides all users of the IFPS with an easy to access reference manual. The manual is intended to contain all the necessary procedures and information in order for users to be able to construct, transmit or when necessary to correct, flight plan and associated update messages. Procedures for the distribution of such messages after processing by the IFPS are also described.

Correct and accurate application of the procedures contained in this document is essential to the achievement of consistent flight plan data among all relevant actors in the flight planning process.

Flight plans and associated update messages for all Instrument Flight Rules/General Air Traffic (**IFR/GAT**) flights, including the IFR portions of mixed Instrument Flight Rules/Visual Flight Rules (**IFR/VFR**) flights, entering, overflying or departing the IFPZ shall be addressed only to the two IFPS addresses for that portion of the flight within the IFPZ.

Flight plans and associated update messages may be submitted as individual messages or as repetitive flight plans. Specific conditions apply to submissions of the latter.

The IFPS shall check all messages received or changes thereto for:

- Compliance with all format and data conventions.
- Completeness and accuracy.

The IFPS shall take action to ensure that the flight plan is acceptable to air traffic services.

The IFPS shall indicate acceptance or rejection<sup>\*</sup> of the flight plan or modification to the originator.

The IFPS shall ensure distribution of accepted flight plans and modifications thereto to all relevant Air Traffic Services Units (**ATSUs**) within its area of responsibility.

The IFPS shall also ensure re-addressing of accepted messages to any additional Aeronautical Fixed Telecommunication Network (**AFTN**) addresses as requested by the message originator.

The IFPS shall process supplementary messages including request flight plan messages and request supplementary flight plan messages.

Basic rules for the submission of flight plan messages and associated updates have been defined in ICAO Annex 2 and Documents 4444 and 7030. These requirements are applicable to flight plans and associated messages handled by the IFPS.

The IFPS does not process coordination or control messages. However, a number of special messages containing current flight plan information are received and processed by IFPS mainly for Air Traffic Flow and Capacity Management (**ATFCM**) purposes. These input messages are ATC Flight Plan Proposal (**AFP**) (message), Message from Shanwick/Santa Maria (**MFS**) and Flight Notification Message (**FNM**). Following processing by the IFPS, ATC Flight Plan (**APL**) (message) or ATC Flight Plan Change (**ACH**) message is output to all relevant ATSUs.

(\*) By default, the originator is set to receive Operational Reply Messages (ORMs) ACK, MAN and REJ from IFPS. The originator has the possibility to configure whether to receive ORMs or not. Nevertheless, for flight plan consistency and safety, it is strongly recommended to keep the standard setting, which is the reception of all ORMs.

---

# IFPS USERS MANUAL

---

## 1.1 Scope and Applicability

This document applies to the process of flight plan submission, modification and distribution.

The provisions of the document apply to all personnel engaged in these processes, namely:

- Network Operations staff engaged in IFPS operations.
- Aircraft Operators (**AOs**).
- ATS Reporting Offices (**AROs**).
- Message originators.
- Air Traffic Services Units (**ATSUs**) while processing flight plan data.

For flight plan and associated update messages the provisions of this document apply to the pre-flight phase. The pre-flight phase ends at the earlier of the following events:

- Aircraft start-up.
- First delivery of airways clearance at Aerodrome of Departure (**ADEP**) within, or on contact with first ATSU on entering the IFPZ.
- Time of first Air Traffic Control (**ATC**) activation at ADEP within, or on contact with first ATSU on entering the IFPZ.

During the flight phase some special messages regarding current flight plan information are received by the IFPS from ATSUs, processed and distributed.

The procedures in this document apply to the initial flight planning process for all IFR GAT portions of flights intended to be conducted in any part of the IFPZ. The list of States comprising the IFPZ is shown in the section titled Message Distribution by the IFPS.

This document forms part of the Network Operations Handbook as referred to in ICAO document, REGIONAL SUPPLEMENTARY PROCEDURES, EUR REGION (DOC 7030). It is published by the Network Manager. Versions of the manual shall normally be published at least one month prior to the date of applicability and the date of application of the procedures shall be notified in each issue.

Specific temporary procedures may be introduced under the authority of the Network Manager in order to deal with temporary problems that arise from observed data or system deficiencies. Such temporary amendments shall not have a validity exceeding 18 months and shall expire or be incorporated into the manual by the end of the indicated validity period.

This document shall replace previous versions of the Network Operations HANDBOOK – IFPS Users Manual.

## 1.2 Publication

This document is in the public domain. It is available for consultation and for download on the **EUROCONTROL** Internet Site:

<http://www.eurocontrol.int/network-operations/library>

Part 6 (see below 1.3 Structure) of this manual is also available as web application and can be accessed on the following internet site: <https://contentzone.eurocontrol.int/fpl>

All new issues shall be notified by Air Traffic Flow Management Information Message (**AIM**).

Any temporary updates contained in this document shall be published on the **EUROCONTROL** Internet Site: <http://www.nm.eurocontrol.int/STATIC/html/index.html>

Any feedback, remarks or questions about the content this manual or the web application can be communicated by using the following email address: [nm.ifpsmanual@eurocontrol.int](mailto:nm.ifpsmanual@eurocontrol.int)

## 1.3 Structure

The document is organised into 7 PARTS as follows:

- Introduction (this Part).
- Part 1: General procedures and Specifications and for flight plans and associated messages.
- Part 2: General Procedures and Specifications by flight plan item.
- Part 3: General Procedures and Specifications for message type.
- Part 4: General Procedures and Specifications by airborne message types.
- Part 5: Miscellaneous procedures and Specifications covering items other than flight plans and associated messages.
- Part 6: IFPS errors with Reason, Requirements and corresponding procedures.

Within each part the document is organised by subject (see table of contents). For each subject the following structure is used as appropriate (except for Part 6):

(1) **General**

A general description of the operational functionality.

(2) **Requirements**

Requirements for processing the referenced functionality.

(3) **Message Format**

Specific message format requirements (where relevant).

(4) **System Processing**

Description of the processing (input, internal processing, output).

## 1.4 Terminology

The supervisory function in IFPS and AD is performed by:

- NOSU: Network Operations Supervisor and
- SNOS: Senior Network Operations Supervisor

The operator function in IFPS is performed by:

- NOO: Network Operations Officer and
- NOS: Network Operations Specialist

In RPL, the supervisory function is performed by NOSU and the operator function by NOO.

In the present document:

- Where IFPS Supervisor(s) is mentioned, it refers to NOSU and SNOS unless specifically specified within the text.
- Where IFPS staff is mentioned it refers to NOO, NOS, NOSU, SNOS unless specifically specified within the text.
- Where AD Supervisor is mentioned it refers to NOSU and SNOS unless specifically specified within the text.

**INTENTIONALLY LEFT BLANK**

## 2. NETWORK MANAGER OPERATIONAL CONTACTS

The responsibility for processing invalid flight plan messages in IFPS is shared between two IFPS Units. Each invalid message is manually edited at one of the IFPS Units on a first come, first served basis (with exceptions for messages with special status which are given a priority in the invalid queue).

**Note** All messages sent to the IFPS for processing shall be sent to both units.

When telephone contact regarding flight data is necessary, the user should contact one of the IFPS units (IFPU).

The contact details below provide the AFTN and the Société Internationale de Télécommunications Aéronautiques (**SITA**) addresses to which messages should be submitted to the relevant units and sections, plus the contact telephone numbers to call in the event of specific on-line problems.

### IFPS

	<b>FP1 - Brussels (Haren)</b>	<b>FP2 – Paris (Brétigny)</b>
<b>AFTN</b>	EUCHZMFP	EUCBZMFP
<b>SITA</b>	BRUEP7X	PAREP7X
<b>Ops Telephone</b>	++ 32 (0)2 745 1950	++ 33 (0)1 6988 1750
<b>Ops Fax</b>	++ 32 (0)2 729 9041	++ 33 (0)1 6988 3822

### IFPUV

<b>AFTN</b>	EUCHZMFV
<b>SITA</b>	BRUEY7X

**Note** The IFPS Unit for Validation (**IFPUV**) is a fully automated system and shall normally be used by external message originators independently.

### RPL

<b>RPL Data Reception</b>	++ 32 (0)2 745 1956
<b>RPL Supervisor</b>	++ 32 (0)2 745 1957
<b>Fax</b>	++ 32 (0)2 729 9042
<b>RPL e-mail</b>	<a href="mailto:rpl@eurocontrol.int">rpl@eurocontrol.int</a>

**Address** EUROCONTROL – NMD  
NMD - RPL Team  
Rue de la Fusée, 96  
B-1130 Brussels  
Belgium

**Network Manager Website** <http://www.eurocontrol.int/network-manager>

### 2.1 Operational Problem Reporting

Operational problem reporting is covered in detail in the 'NM Operational Problem Reporting', which is a part of the Network Operations Handbook, including links to and copies of the relevant reporting forms.

**INTENTIONALLY LEFT BLANK**



### 3. FLIGHT PLANS AND ASSOCIATED MESSAGES

(1)

#### *General*

To ensure successful distribution of flight plans to air traffic service units, a flight plan that accurately represents the intentions of the flight must be submitted to, and acknowledged by the IFPS before the flight may operate under IFR as GAT within the IFPZ.

One of the aims of the IFPS is to reduce the number of sources of flight plan data within the IFPZ to a single point, thus maximising the consistency of flight data available operationally. To achieve this, all flight plans and associated messages for IFR/GAT flights or parts thereof intending to operate within the **IFPZ** shall be submitted to the IFPS for processing. Only upon receipt of an Acknowledgement (**ACK**) message from the IFPS may the message originator consider that message to be processed. Any exceptions to this rule are detailed in the relevant message type section of this document. In order to further improve the consistency of flight data, the re-addressing function of the IFPS has been developed.

**Note** The ACK message is a means whereby the IFPS indicates successful processing of a submitted message against the environmental data held by the Network Manager at the time of processing that message.

Such a processing may only take into account the criteria specified by the relevant Member States against which they require flight plan messages to be checked by the IFPS. As such, successful processing by the IFPS cannot guarantee that a processed message is fully in accordance with each Member State's requirements, where they are not known to the NM CACD, nor does it ensure the correctness of any part of a flight that takes part outside the IFPZ.

In addition to the checking of the route inside the IFPZ performed by IFPS, flights operating between Israel and the IFPZ (in/out of the following aerodromes: LLBG, LLOV, LLNV, LLET, LLSD and LLHA as well as flights operating into and out of OJ\* aerodromes via LLLL FIR) have their routings being checked by the IFPS against the requirements as defined by Tel Aviv FMP. These requirements are limited to traffic flow restrictions. This additional checking to/from an adjacent FIR to the IFPZ is driven by identified ATC safety related issues.

The IFPS processing does not take into account criteria such as overflight or diplomatic clearances, ETOPS requirements, SAFA constraints, MNPS requirements, etc., so any message originator in receipt of an IFPS ACK message must also take into consideration such constraints and requirements.

For any valid flight plan, the IFPS will reprocess that flight plan after its initial processing and ACK. The ACK for that initial processing shall not ensure compliance against the relevant criteria coincident with the EOBT of that flight, and a suspension or an IFPS-coordinated modification of that flight plan may occur should the IFPS be notified of any change made to the relevant airspace conditions.

Flight plans and associated messages for all IFR flights, the IFR parts of mixed IFR/VFR flights, and the GAT parts of mixed GAT/OAT flights, operating wholly or in part within the IFPZ, shall be addressed only to the two IFPS addresses for that IFR/GAT part of the flight within the IFPZ.

Those flight plans and associated messages that are both syntactically and semantically correct shall normally be processed automatically by the IFPS. Where inconsistencies in the syntax or semantics of messages submitted for processing are found by the IFPS, those messages shall normally fail automatic processing and may be passed for manual treatment by the IFPS staff or be rejected automatically.

The originator, when not being the operator or the pilot, shall ensure that the conditions of acceptance of a flight plan and any necessary changes to these conditions as notified by IFPS are made available to the operator or the pilot who has submitted the flight plan.

---

## IFPS USERS MANUAL

---

The operator shall ensure that the conditions of acceptance of a flight plan and any necessary changes thereto as notified by IFPS to the originator are incorporated into the planned flight operation and communicated to the pilot.

The IFPS shall build a four dimensional profile for every flight, based on the profile calculated from the flight plan. Where an associated message is processed, the existing profile shall be re-calculated, incorporating the revised data held in that associated message.

When the calculated profile is completed, the IFPS shall then construct a schedule of events planned for that flight. That schedule shall list all those AFTN and SITA addresses to which the message shall be transmitted, and at what time. The transmission time calculated by the IFPS shall take into account those transmission time parameters held in the NM CACD that have been specified by the Air Traffic Control Unit (**ATCU**) to which the message is being transmitted.

When a message submitted to the IFPS for processing has been acknowledged, the IFPS shall send a copy to the Enhanced Tactical Flow Management System (**ETFMS**) where the flight shall be analysed for any flow regulations that may be relevant for that flight.

**Note** The IFPS and ETFMS are separate systems; any message submitted to the IFPS must be acknowledged before it is transmitted to the ETFMS, where any relevant flow regulations may then be applied, thus the IFPS cannot know what impact flow regulations may have on any particular flight.

The IFPS shall also calculate at what time the flight plan shall close. Such a closure shall be the time at which the flight plan details become unavailable for any further associated messages, and the flight details are no longer available to external users of the IFPS. The close time of a flight shall either be upon successful processing of an arrival message, 2 hours after the flight is terminated in the ETFMS or 8 hours after the total Estimated Elapsed Time (**EET**) of that flight; whichever comes first. Until the flight is closed, it shall remain accessible and available for certain associated messages depending on the type and content of those messages as defined in section 50. IFPS Monitoring Flight Evolution. The flight details shall remain available within the IFPS to a maximum of 24 hours after the closure of that flight, after which time the details shall be archived and shall not be directly available to the IFPS operational staff.

Repetitive Flight Plans (**RPLs**) shall be treated by the IFPS as a standard flight plan, and shall undergo the same processing as those flight plans received from external sources. Each RPL shall be generated to the IFPS 20 hours prior to the Estimated Off-Block Time (**EOBT**) of that RPL, and shall be subjected to the full IFPS processing at that time. Should any errors be raised against an RPL, the IFPS shall be required to coordinate any necessary corrections with the appropriate parties.

Until an RPL is generated into the IFPS, no messages intended to associate with that RPL may be successfully processed by the IFPS.

The message format used by the IFPS when making manual corrections to those messages that have failed automatic processing shall be the format in which those messages were originally submitted. The format used for the transmission of processed messages shall be determined by the requirements specified by each recipient in the NM CACD.

In order to prevent confusion and the incorrect sequence of processing of submitted messages by the IFPS (and the subsequent distribution of those messages), it is important that message originators do not submit a subsequent associated message until the first message to be submitted has been fully processed by the IFPS. This means that where a message originator has already submitted a message to the IFPS for processing, and subsequently needs to submit another associated message (of any message type), that message originator should wait until they have received an Acknowledgement (**ACK**) or a Reject (**REJ**) message from the IFPS for the first message before they submit the second, associated message. It should be noted that receipt of a Manual (**MAN**) message is not sufficient to act as a trigger for the submission of the subsequent associated message.

Once acknowledged and distributed by the IFPS, a flight plan message is then subject to the requirements of European Commission Regulation (**EC**) No 1033/2006 on flight plans. This regulation provides a requirement for ATC Units to make available, through the IFPS, any necessary changes affecting the route or flight level key items of a flight plan that could

---

## IFPS USERS MANUAL

---

affect the safe conduct of a flight, for flight plans and associated update messages previously received by them from the IFPS.

No other changes to or cancellation of a flight plan shall be made by an ATC Unit in the pre-flight phase without coordination with the operator.

The objective of the regulation is to ensure greater consistency in flight plan data that would contribute to the seamless operation of the network, to support for new concepts of operations, notably in the field of air traffic flow management, and to enhance safety.

A detailed description of each flight plan Item is given in this manual, giving a general comment where necessary, the requirements for each Item, the correct format, and an indication of the associated errors and their required remedial action.

**Note 1** The United Kingdom and Ireland's Standard Route Document (**SRD**) is produced by NATS to assist AOs in constructing RAD-compliant route portions within UK and Irish airspace. The SRD is not a mandatory document, and the routes contained within should be considered as preferred routings only. The routes are promulgated to identify optimum routings for operators with due regard to **ATFCM** requirements. The **IFPS** is not obliged to comply with the **SRD**, and when processing messages, the **IFPS** staff shall only validate messages in accordance with current and relevant Route Availability Document (**RAD**) restrictions and route availability requirements.

**Note 2** The IFPS staff has a tool available, known as the Transmit function, which shall allow the staff to send plain text messages to AFTN or SITA addresses from the IFPS workstations. This tool may be used for a variety of reasons, but one of the primary purposes is to send information helpful to a message originator for re-submitting a rejected message, when no direct contact is possible with that message originator to coordinate the required corrections and when the POSRTE field present in some REJ messages is not sufficient.

(2)

### Requirements

Flight plans shall be submitted to the IFPS for processing at least three hours before the EOBT where possible. The IFPS shall also accept for processing those messages that are, for operational reasons, filed less than three hours before the EOBT of that flight.

Flight plans may be submitted up to a maximum of 120 hours, or five days, in advance of the EOBT of that flight plan. Those flight plans that are submitted more than 24 hours in advance of the flight shall include the date of flight.

**Note** The acceptance parameter of 120 hours, or five days, by the IFPS for those flight plans filed in advance is calculated from the EOBT of the flight.

Where messages have failed automatic processing and have been presented for manual treatment, the IFPS staff shall use any necessary current operational instructions and information in the correction of those messages.

It is strongly recommended that the Date Of Flight (**DOF**) is included in all flight plans and associated messages submitted to the IFPS for processing.

Any changes of more than 15 minutes to the EOBT of a filed flight plan shall be communicated to the IFPS. The IFPS shall not accept negative delays: should the EOBT of a flight need to be changed to an earlier time that flight must be cancelled and re-filed with the earlier EOBT.

**Note** Although it is not a requirement to update the EOBT of a non-ATFM-regulated flight where the change is not more than 15 minutes, it is recommended to make such an update to the flight plan held by the IFPS.

Flight plan data may be updated with any time, level or route changes, and any other changes except key fields, as necessary.

Flight plans and associated messages shall be distributed to the relevant **ATCUs** by the IFPS at a pre-determined time prior to the calculated entry time of that flight to that airspace.

When an individual flight plan (FPL) or a repetitive flight plan (RPL) has been filed but it is decided, within 4 hours of EOBT, to use an alternative routing between the same

aerodromes of departure and destination, either a modification message (CHG) may be sent or alternatively:

- a) a cancellation message (CNL) shall be sent to IFPS;
- b) not less than 5 minutes after sending the CNL message, a replacement flight plan (RFP) in the form of an FPL with identical call sign shall be transmitted;
- c) the RFP shall contain, as the first element of Item 18, the indication 'RFP/Qn', (see section 'Replacement Flight Plan (RFP)' for details of this procedure); and
- d) the last RFP shall be filed at least 30 minutes before EOBT.

Those messages that fail automatic processing and are rejected Reject (REJ) message by the IFPS shall have attached an error message or messages. Each error message shall give an indication of the reason why that message has been rejected, and it shall be the responsibility of the message originator to arrange any necessary corrections to that message before it is re-submitted to the IFPS.

Until a flight plan held by the IFPS is cancelled or closed, it shall remain accessible for certain updates (see section IFPS MONITORING FLIGHT EVOLUTION). Message originators should not file a second flight plan where one already exists in the IFPS for the same flight.

**(3) *Message Format***

A detailed description of the format of each message type is given in the appropriate Section.

**(4) *System Processing***

A detailed description of the system processing of each message type is given in the appropriate Section.

## 4. REPETITIVE FLIGHT PLAN (RPL)

### (1) *General*

The Repetitive Flight Plan (**RPL**) team was created by the NM to rationalise the reception and processing of flight plan data for those flights intending to operate within the IFPZ using repetitive flight plans.

The use of RPLs may be defined as being for those IFR flights operated regularly on the same day or days of consecutive weeks and on at least 10 occasions or every day over a period of at least 10 consecutive days. The elements of each flight plan shall have a high degree of stability; however in order to provide more flexibility the RPL team may accept RPLs for flights with as little as one occurrence.

RPLs shall be submitted to the RPL team either as a New List (**NLST**) or Revised List (**RLST**):

- An NLST shall contain only new '+' RPLs.
- An RLST shall be submitted when the file contains minus '-' RPLs or a combination of '-' and '+' RPLs (cancellations or changes to the existing RPLs).

It should be noted that an RPL accepted by the NM does not imply the issue of overflight permission; such requests must be made by the AO directly with the relevant authorities.

The aim of an RPL is to reduce the workload of the AOs as each flight operating on an RPL has to be submitted only once per season, rather than an individual flight plan for each day of operation of that flight.

An additional benefit internally to the NM is that an RPL is generally both syntactically and semantically correct when it is generated to the IFPS, as the IFPS and RPL applications are both based on the same system; this saves any risk of an RPL generated flight plan failing automatic processing in the IFPS, other than in exceptional circumstances.

Another benefit in the use of RPLs is that in the event of a failure in the AFTN or SITA networks, or a period of high workload in the IFPS, there is effectively no risk of delay in the submission and processing of the flight plan or with any resulting slot allocation.

Due to some differences in data processing and message association of flight plans between the RPL and IFPS systems, some RPLs may be invalidated upon generation to the IFPS. These differences are detailed in the relevant sections of this document, both in the RPL and IFPS sections, making it necessary for the document to be read in its entirety to achieve a complete appreciation of the RPL system. Those subjects unique to RPL contain a full and detailed description as relevant to that subject, but for those subjects that share common information with the IFPS, only those aspects of the RPL system and section that differ from the IFPS are specifically mentioned. In such cases, the RPL information is clearly indicated with an appropriate heading, and using a different text style, and as such, RPL users must employ the entire document in order to obtain complete information.

**Note** Where an RPL procedure that relates to the same scenario as an IFPS procedure differs, the RPL instruction shall be listed in addition to the IFPS procedure under the same procedure heading.

It should be noted that throughout this manual, references are made to the fields of an ICAO flight plan, and not to the RPL format. The RPL format is explained in the manual and this should be referred to when referencing the various fields of an RPL.

### (2) *Requirements*

Prior to sending any RPL submissions to the RPL team, the relevant AO shall provide the RPL team with all the necessary contact details of that company.

All AOs shall respect the lead times laid down in this document when submitting RPLs.

RPL submissions shall be sent to the RPL team in the IFPS RPL format [see Section 1.]. The 'RPL Input Application' that arranges the files in this format together with the Users Guide may be obtained from **EUROCONTROL** upon request.

---

## IFPS USERS MANUAL

---

RPL submissions shall be sent to the RPL team for any RPL intending to operate within the IFPS under IFR/GAT conditions only. The RPL team shall not accept an RPL that includes VFR or OAT conditions at any time in that flight.

RPLs shall only be used when all ATSUs concerned by the flight, both inside and, where applicable, outside the IFPS, permit the use of RPLs.

RPLs for flights entering or exiting the IFPS shall be submitted in parallel to the RPL team and to the national authorities of those external states. The IFPS shall not be responsible for the submission or distribution of RPLs outside the IFPS.

**Note** The re-addressing function cannot be used in RPL format.

Trans Atlantic flights shall not be accepted by the RPL team.

RPL validity periods are split into 2 seasons; winter and summer. The seasons are based on the European summer and winter time and RPLs submitted to the RPL team may normally cover only one complete season.

An RPL submitted to the RPL team shall normally be processed within 3 working days of reception. Modifications to the RPL such as route corrections may be coordinated with the AO.

It should be noted that any RPL waiting for a reply from the AO shall not become valid until agreement of the necessary correction has been found between the AO and the RPL team.

The AO shall have the responsibility of monitoring any events that might affect that company's RPLs, such as temporary route closures published by Notice to Airmen (**NOTAM**), and shall react to those changes as appropriate.

An RPL may be modified at any time during the validity period, with a minimum of 3 working days notice to the RPL team. Where that time parameter cannot be respected due to short notice changes, the AO shall send appropriate modification messages directly to the IFPS not earlier than 20 hours before the EOBT of that flight, and to other external ATSUs as necessary.

An AO may send an RLST to introduce changes to that company's RPLs in order to comply with any Aeronautical Information, Regulation and Control (**AIRAC**) changes. When such RLST information has not been received by the RPL team, the RPL team shall correct those RPLs that are affected by the new AIRAC and send feedback to the AO accordingly. Any AIRAC corrections shall normally be carried out by the RPL team during the weekend preceding the AIRAC change.

### (3) *Message Format*

A detailed explanation of the IFPS RPL format is given in Section 6. IFPS RPL FORMAT

### (4) *System Processing*

Each RPL shall be generated to the IFPS 20 hours before the EOBT of that RPL, and shall undergo the same checking by the IFPS as an individual flight plan, and only after that shall be accessible for any messages submitted directly to the IFPS that associate with it.

A detailed description of the system processing of RPLs is given in the appropriate section. Where there is no difference in the system processing to the IFPS, no entry for RPL processing is made.

Where differences exist, they are specified in the paragraph (4) *System Processing*.

## 4.1 Errors in RPL

Errors raised by RPLs shall not be visible to the AO generally, except in the case where an RPL or a complete file has been rejected by the RPL team, and the list of rejected RPLs has been returned to the AO with the relevant error messages attached.

Errors raised by the RPL system are in many cases identical to the errors raised by the IFPS, but where there are differences in error messages they have been indicated in each Section of the manual in the paragraph RPL Error (**ERRs**) messages.

Where possible, the relevant RPL ERRs messages are listed in each Section, giving a description of the error message, plus an indication of remedial action.

Where it has not been meaningful to list all the relevant RPL ERRs messages due to the high amount and variety of the possible error messages, those error messages may be found in annex.

## 4.2 General Procedures in RPL

The general procedure for the correction of invalid RPLs by the RPL team is that the correction shall be made by the RPL team where possible and the originator of that file may be provided with feedback for such corrections.

Where the correction is not clear to the RPL team prior coordination with the AO shall be effected by the RPL team. If no contact with the AO has been established, the invalid RPL or submission shall be rejected by the RPL team with an accompanying explanation of such rejection. In this case the AO shall have the responsibility of re-submitting corrected data.

Where the correction does not change the textural description of the field 15 trajectory, feedback may be provided to the AO by the RPL team.

Where the correction does change the textural description of the field 15 trajectory, feedback shall be provided to the AO by the RPL team.

Upon receipt of a feedback message sent by the RPL team informing the AO of any modifications to the RPLs, the AO shall inform the RPL team immediately if those modifications made to that submission are not acceptable. If no such response is received from that AO, those changes made to that submission shall become effective.

Any changes in the normal procedures concerning the submission or processing of RPLs, or other information relevant to the AOs submitting RPLs to the RPL team, shall be communicated by the RPL team via e-mail or SITA, and additionally an AIM may be published.

**INTENTIONALLY LEFT BLANK**



## 5. RPL SUBMISSION

### (1) *General*

RPL files shall be submitted to the RPL team for any repetitive flight plan intending to operate within the IFPZ under IFR/GAT conditions only.

RPLs may only be used when all ATSUs concerned by the flight, both inside and, where applicable, outside the IFPZ, permit the use of RPLs.

RPLs for flights entering or exiting the IFPZ shall be submitted in parallel to the RPL team and to the national authorities of those external States. The IFPS shall not be responsible for distributing RPLs outside the IFPZ.

Although the RPLs should have a high degree of stability and operate regularly, the RPL team may accept RPLs for flights with only one occurrence.

### (2) *Requirements*

The IFPS RPL format shall only be used for flights operating under IFR/GAT flight rules. Trans Atlantic flights shall not be submitted as RPLs.

An RPL shall contain a route, which is permanently available at the time and level calculated by the RPL system during the profile calculation of that RPL and shall cover the entire flight from the departure aerodrome to the destination aerodrome.

The use of DCT routes shall be avoided where possible, and conditional routes other than CDR1 and CDR2 shall not be used.

Where a national requirement states that a different route must be used during week and weekend, the RPL shall be split accordingly.

The RPL validity periods are split into 2 seasons; winter and summer. Each season is based on the European summer and winter times, with the summer season starting on the last Sunday of March each year, and the winter season starting on the last Sunday of October each year. Those RPLs submitted to the RPL team may normally cover one season only.

## 5.1 Means of Submission

RPL submissions shall be provided to the RPL team by e-mail. Any RPL submission shall be sent to the RPL team for processing and shall conform to the IFPS RPL format [see SECTION 6.].

## 5.2 RPL Originator

Before the RPL team may accept RPL files, the relevant AO shall ensure that the RPL team has all the necessary contact details of that company, or if the contact details have changed, inform the RPL team about these changes without delay.

The AO shall provide the RPL team with the following details:

- The full name of the aircraft operating company.
- The official ICAO 3-letter code of the AO.
- The country of origin.
- The name of the person responsible for RPLs and their telephone number.
- An e-mail or SITA address to coordinate necessary amendments made to any RPLs by the RPL team.
- A H24 telephone number, including the country and area code, for contact in the event that supplementary flight plan information is requested. This may be replaced by a SITA/AFTN or e-mail address provided they are accessible H24.

It is strongly recommended that the postal address of the company is also provided.

### 5.3 Lead Times

The lead-time is that time that is sufficient to allow the RPL team to receive, record, input and validate the data and give feedback when required about possible modifications of the RPLs to the originator.

RPL submissions, both NLST and RLST, shall be sent to the RPL team no later than 4 working days before the first RPL in that file is to be generated to the IFPS, with the following 2 exceptions:

#### RPL Reprocessing

RPL submissions covering AIRAC changes must be received by the RPL team at least 8 days prior to that AIRAC. Any submission received later than this may not be processed before the reprocessor is started, and therefore may not be accepted.

Any new RPL with a validity period starting between the end of the reprocessor and the start of a new AIRAC that is submitted to the RPL team for processing after reprocessing has been started shall only be accepted in exceptional circumstances.

#### Start of New Season

RPL submissions that relate to the following season shall be submitted to the RPL team not earlier than the first day of October for the winter season, or the first day of March for the summer season. Any submission received earlier than this shall be rejected by the RPL team.

The AO shall send their seasonal RPL submissions no later than one week before the start of a new season or the first day of operation in that file. A submission sent later than this may not be processed on time.

Before the beginning of a new season, an RPL seasonal message shall be sent by the RPL team to all those AOs filing RPLs, indicating the exact requirements for the dates for the submission for that new season. An AIM giving the same information may also be published.

### 5.4 Late Receipt of a Submission

The RPL system does not check any dates, but relies on the AOs to submit data according to the submission requirements. Where a late submission has been identified by the RPL team, that submission may not be processed by the RPL team before the start date of the first flight in that file. In such cases the RPL team shall inform the AO, and the AO shall have the responsibility of filing FPL, CHG and CNL messages as appropriate to the IFPS until the relevant RPLs become valid.

### 5.5 Acknowledgement of Submission Reception

After successful reception of an RPL submission the AO shall receive an acknowledgement of the receipt of that submission from the RPL team. The acknowledgement shall include the serial number of that submission, if present, and the number of RPLs in that submission. If no acknowledgement is received from the RPL team within 2 working days of dispatch, the AO should contact the RPL team to confirm the reception of that submission.

#### (3) *Message Format*

The RPL submissions sent to the RPL team shall be in the IFPS RPL format.

All RPL submissions shall be of type NLST or RLST:

- NLST shall be used when all the RPLs in that submission are of type new '+' RPLs.
- RLST shall be used when the submission contains minus '-', RPLs to be cancelled or a combination of '-' and '+' RPLs, amendments to the existing RPLs.

The naming of RPL submissions by RPL originators or re-naming of submissions by NM staff prior to loading to the operational system shall **only** include alpha-numeric characters.

## 5.6 General Procedures in RPL submission

No RPLs shall be accepted by the RPL team from an AO until all the required contact details have been received.

All RPL submissions shall normally be processed by the RPL team within 3 working days of reception.

If a submission or any invalid RPL in that submission cannot be successfully processed, the AO shall be contacted by the RPL team without any delay to coordinate any necessary action.

Those corrections made by the RPL team to a submission that do not require prior coordination shall be communicated to the AO after that submission has been fully processed.

Where a submission has been rejected by the RPL team, the AO shall have the responsibility of taking any necessary action to correct and re-send that submission.

The following flow chart indicates the basic decision processes to be applied by the RPL team to submissions to the RPL team:

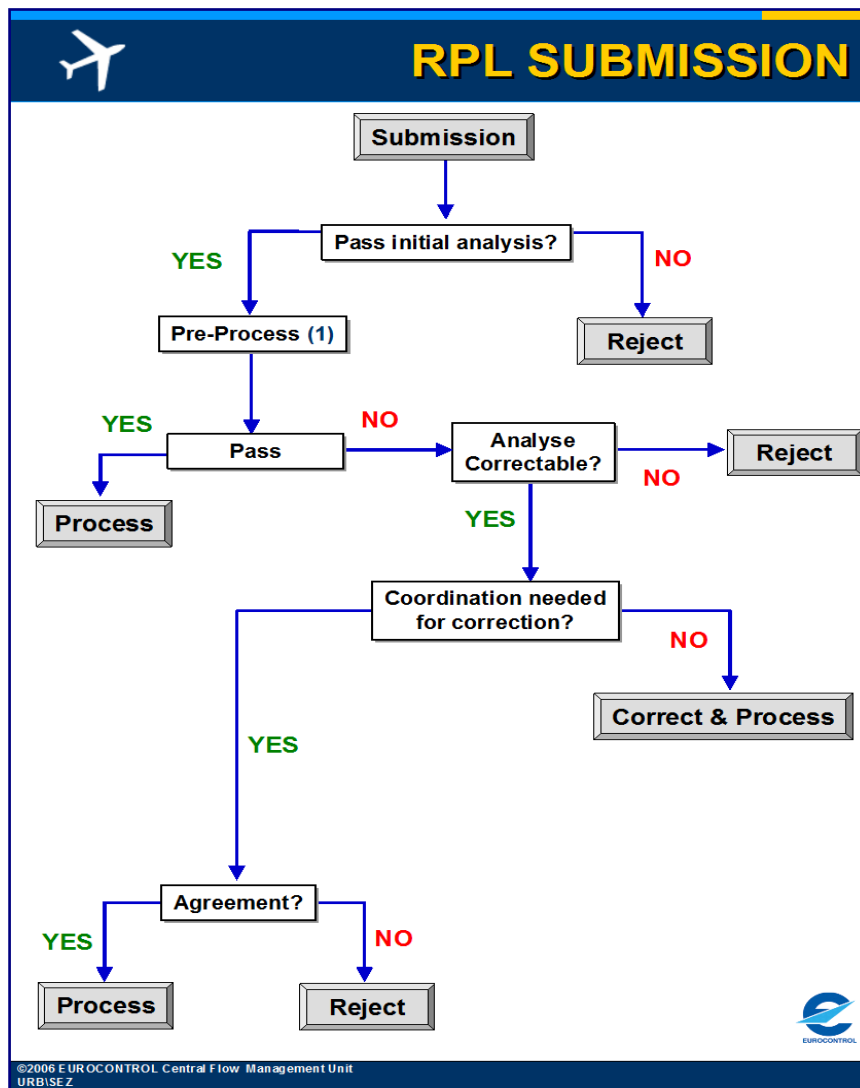


Figure 5-1 RPL Submission

### Note (1)

The pre-processing of RPLs allows them to be fully checked against the NM CACD prior to full processing and storage within the NM RPL database.

## 5.7 Procedure for the Cancellation of an Existing RPL

An RLST shall be sent taking into account the requirements for lead times. The RPL to be cancelled shall be filed as an exact duplicate of the one in the initial RPL submission. A minus sign ('-') shall be inserted to indicate that the RPL is to be cancelled.

### Example

The following RPL is to be cancelled:

```
2 041031 050326 0004000 ABC12    A321 M EGLL 0715 LEMD 0155 +
3 N0453F350 THE ROUTE
4 EQPT/SDE2GHIJ1J5RWXY/E OPR/SKYCOM ALTN/EDDB TALT/EGLC PBN/A1D1
```

A '-' RPL shall be introduced, where all the data shall be identical to the existing RPL:

```
2 041031 050326 0004000 ABC12    A321 M EGLL 0715 LEMD 0155 -
3 N0453F350 THE ROUTE
4 EQPT/SDE2GHIJ1J5RWXY/E OPR/SKYCOM ALTN/EDDB TALT/EGLC PBN/A1D1
```

## 5.8 Procedure for the Amendment of an Existing RPL

The existing RPL must first be cancelled using a '-' and then a new RPL shall be submitted using the '+'.  
For a cancellation, the '-' RPL must be an exact duplicate of the original '+' RPL.

### Example

```
2 041031 050326 0004000 ABC12    A321 M EGLL 0715 LEMD 0155 +
3 N0453F350 THE ROUTE
4 EQPT/SDE2GHIJ1J5RWXY/E OPR/SKYCOM ALTN/EDDB TALT/EGLC PBN/A1D1
```

A minus '-' RPL shall be introduced, where all the data shall be identical to the existing RPL:

```
2 041031 050326 0004000 ABC12    A321 M EGLL 0715 LEMD 0155 -
3 N0453F350 THE ROUTE
4 EQPT/SDRWY/S RVR/200
```

A new plus '+' RPL or RPLs, as many as required shall be introduced with the new modified data.

```
2 041031 041120 0004000 ABC12    A321 M EGLL 0715 LEMD 0155 +
3 N0453F350 THE ROUTE
4 EQPT/SDE2GHIJ1J5RWXY/E OPR/SKYCOM ALTN/EDDB TALT/EGLC PBN/A1D1
```

```
2 041121 050326 0004000 ABC12    A321 M EGLL 0715 LEMD 0155 +
3 N0453F350 THE NEW ROUTE
4 EQPT/SDE2GHIJ1J5RWXY/E OPR/SKYCOM ALTN/EDDB TALT/EGLC PBN/A1D1
```

## 6. IFPS RPL FORMAT

### (1) *General*

The RPL system uses a format called IFPS RPL format and the RPL team shall only accept RPL submissions in that format.

To enable the aircraft operator to use this format, EUROCONTROL has developed a PC based program called RPL Input Application. This program is provided free of charge for installation on PCs at client sites and is available on request to NM Customer Support.

### (2) *Requirements*

RPL submissions shall be sent to the RPL team for any repetitive flight plan intending to operate within the IFPZ under IFR/GAT conditions.

The RPL team shall only accept RPLs received in the IFPS RPL format.

Where an RPL submission is to be sent by magnetic media that media shall be formatted according to MS-DOS operating system conventions and shall have a root directory only.

Where that media is a single diskette, it may contain submissions of more than one AO, but shall contain separate RPL submissions for each RPL originator.

A submission sent for processing shall be named according to the convention 'XXXYY\_nn.rpl' where XXX is the ICAO operator designator, YY is the year and nn is the submission number, which will be 01 for the first submission, and be incremented by 1 for each subsequent submission.

The RPL submission shall contain all those mandatory lines and fields. Optional fields shall be filled with blanks if no data is to be entered.

Each line 3 and 4 shall not exceed 73 characters, including blanks, before the carriage return. As many entries of line 3 or line 4 may be inserted as required.

An RPL shall be amended by firstly cancelling the existing RPL using a minus '-', then submitting the amended RPL using a plus '+'.

The sequence of '-' records followed by '+' records must be adhered to.

### (3) *Message Format*

The RPL format shall be comprised of 2 submission header records (line 0), followed by the RPL header record (line 1).

At the end of the submission a trailer record (line 9) shall be inserted. This line shall indicate the end of the submission.

In between these lines all RPLs relevant to this submission shall be listed.

Details for the requirements for each field can be found in the sections 'FPL by Item'.

## IFPS USERS MANUAL

Field Designator	FPL Designator	ICAO RPL Designator	IFPS RPL FORMAT Record (Line)
Submission creation date (SNDR)			1 <sup>st</sup> Type (line) 0
Text identifier (SNDR)			1 <sup>st</sup> Type (line) 0
Identifier (SNDR).			1 <sup>st</sup> Type (line) 0
Reference (SNDR)			1 <sup>st</sup> Type (line) 0
Submission creation date (DEST)			2 <sup>nd</sup> Type (line) 0
Text identifier (DEST)			2 <sup>nd</sup> Type (line) 0
Identifier (DEST)			2 <sup>nd</sup> Type (line) 0
Reference (DEST)			2 <sup>nd</sup> Type (line) 0
Text identifier (RPL)			Type (line) 1
Operator designator		Item A	Type (line) 1
Serial number		Item E	Type (line) 1
Submission type			Type (line) 1
Submission valid from			Type (line) 1
Submission valid until			Type (line) 1
Submission sequence number			Type (line) 1
Supplementary information *	Item 19	Item G *	Type (line) 1 *
Addresses		Item B	*****
Departure aerodromes		Item C	*****
Date		Item D	*****
Page of		Item F	*****
Entry type		Item H	Type (line) 2
Valid from		Item I	Type (line) 2
Valid until		Item J	Type (line) 2
Days of operation		Item K	Type (line) 2
Aircraft Identification	Item 7	Item L	Type (line) 2
Flight rules	Item 8a		
Type of flight	Item 8b		
Number of aircraft	Item 9a		
Aircraft type	Item 9b	Item M	Type (line) 2
Wake Turbulence category	Item 9c	Item M	Type (line) 2
Equipment	Item 10	Item Q	Type (line) 4
Departure aerodrome	Item 13a	Item N	Type (line) 2
Time of departure	Item 13b	Item N	Type (line) 2
Route	Item 15	Item O	Type (line) 3
Destination aerodrome	Item 16a	Item P	Type (line) 2
Total estimated elapsed time	Item 16b	Item P	Type (line) 2
Alternate aerodromes	Item 16c	Item G	Type (line) 4
Other information	Item 18	Item Q	Type (line) 4
Trailer (SNDR)			Type (line) 9
Trailer record count			Type (line) 9

The table above provides a cross-reference for the location of flight plan information fields.

RPLs are only required to insert the contact details where information normally provided in Item 19: Supplementary Information of the flight plan is kept readily available and may be supplied without delay.

**RPL Example**

An RPL submission in IFPS RPL format with items appearing in **bold** being mandatory fields (this example is representative only, and should not be used as an exact template):

```
(0) 1234567890123456789012345678901234567890123456789012345678901234567890123
(1) 0 130320 SNDR: ABCRPLO
(2) 0 130320 DEST: NM/RPL
(3) 1 RPL ABC 04-01 NLST 130328 131026 0001 OPS +32 2 729 9000 SITAADD
(4) 2 130328 131027 1234567 ABC1234 A321 M EGLL 1000 LEMD 0220 +
(5) 3 N0453F350 SAM N866 ORTAC UN866 LAGUL UN621 ARE UN864 ORBIS
(6) 4 EQPT/XXXX/X RMK/XXXXXX RVR/XXX ALTN/XXXX PBN/XXX
(7) 9 130320 SNDR: ABCRPLO 000007
```

**Note** Column 1 contains the record type indicator (0, 0, 1, 2, 3, 4 & 9); these may also be referred to as line numbers.

Format by record type:

(0) This line is added here to provide an illustration of data position within each RPL submission, including blanks, but shall not be a part of any file submitted to for processing.

(1) Record type 0, submission header record  
**0 040320 SNDR: ABCRPLO**  
 This line defines the submission sender.

**0** (column 1) indicates the record type number.

**040328** (columns 3-8) represent the creation date of the submission in the format YYMMDD, where YY gives the year, MM gives the month, DD gives the day.

**SNDR:** (columns 10-14)

**ABCRPLO** (columns 16-22) gives the AO's 3-letter ICAO code (this code has to be a known entity in the NM CACD as a type RPLO, followed by the letters RPL Office (**RPLO**)).

(2) Record type 0, submission header record  
**0 040326 DEST: NM/RPL**  
 This line defines the destination of the submission.

**0** (column 1) indicates the record type number.

**040326** (column 3-8) represent the creation date of the submission, in the format YYMMDD, where YY gives the year, MM gives the month, DD gives the day.

**DEST:** (column 10-14)

**NM/RPL** (column 16-22) indicates the destination of the submission.

(3) Record type 1, RPL header record  
**1 RPL ABC 04-01 NLST 040328 041026 0001 OPS +32 2 729 9000 SITAADD**  
 This line contains data applicable to the RPL submission as a whole.

**1** (column 1) indicates the record type number.

**RPL** (column 3-5) shows the message type.

**ABC** (column 7-9) gives the aircraft operator's 3-letter ICAO code.

**04-01** (column 11-15) represents the serial number of the submission, in the form of YY-nn, where YY gives the year and nn indicates an incremented serial number.

**Note** The submissions shall be numbered sequentially as this enables the RPL team to ensure that the lists are entered into the RPL database in the correct order. It also provides a double check for possible missing submissions. The first NLST of the

## IFPS USERS MANUAL

season should be numbered YY-01 (Y, year) and each following list, regardless of whether it is an NLST or RLST, is to be numbered sequentially.

- NLST (or RLST)** (column 17-20) shows the type of the submission.  
The type NLST shall be used when all the RPLs in the submission are of type new '+' RPLs; while the type RLST shall be used when modifications to existing RPLs are introduced or existing RPLs are to be cancelled. RLST submissions may contain only RPLs with '-' or a combination of '-' and '+'.
- 040328 041026** (column 22-27 and 29-34) gives the validity period of the submission.  
It shall be inserted as valid from YYMMDD, and valid until YYMMDD, where YY shows the year, MM shows the month and DD shows the day. The period between these dates indicates the validity period of the submission.
- 0001** (column 36-39) represents an AO internal serial number of the submission, if required.
- OPS +32 2 729 9000 SITAADD** (column 41-72) gives an indication of the location where supplementary flight plan information may be obtained immediately upon request; this information should be in the form of a telephone number, AFTN or SITA address.
- (4) Record type 2, Flight information record**  
**2 040410 041028 0004000 ABC1234 A321 M EGLL 1000 LEMD 0230 +**
- 2** (column 1) represents the record type number.
- 040410 041028** (column 3-8 and 10-15) shows the validity period of that RPL, in the format YYMMDD where YY shows the year, MM shows the month and DD show the day. The first day upon which the flight is scheduled to operate until the last day upon the flight is scheduled to operate.
- 0004000** (column 17-23) indicates the days of operation, in the format 1234567, where each number is corresponding to the day of the week in the appropriate column. Days of non-operation shall be indicated by a 0 (zero), and days of operation shall be indicated by the appropriate number at the appropriate column: 1 representing Mondays; 2 representing Tuesdays, etc.
- ABC1234** (column 25-34) gives the aircraft identification.
- A321** (column 36-39) represents the aircraft type.
- M** (column 41) indicates the wake turbulence category. If this is not inserted by the AO, the RPL system shall automatically insert the corresponding wake turbulence category of that aircraft type.
- EGLL** (column 43-46) shows the 4-letter ICAO designator of the departure aerodrome. Where no ICAO designator exists for the aerodrome or point of departure, that aerodrome or point shall be given as ZZZZ with corresponding details on line 4 of that RPL in the sub-field DEP/.
- 1000** (column 48-51) shows the estimated off-blocks time.
- LEMD** (column 53-56) represents the 4-letter ICAO designator of the destination aerodrome. Where no ICAO designator exists for the aerodrome or point of destination, that aerodrome or point shall be given as ZZZZ with corresponding details on line 4 of that RPL in the sub-field DEST/.
- 0230** (column 58-61) gives the total estimated elapsed time of that flight.



## IFPS USERS MANUAL

**+** (or **-**) (column 63) indicates the type of the RPL. At the end of line 2, a '+' or '-' sign shall be indicated.

A plus sign ('+') shall be indicated for each initial listing and in the case of subsequent submission, for each RPL not listed in the previous submission.

A minus sign ('-') shall be indicated for each RPL that is to be cancelled.

**Note** The validity period of an RPL to be cancelled must be the same as the one in the initial listing.

Where no '+' or '-' can be found on line 2, it shall be considered as a **blank**, indicating that RPL to be already existing and to remain unchanged.

**(5) Record type 3, Route record**  
**3 N0453F350 SAM N866 ORTAC UN866 LAGUL UN621 ARE UN864 ORBIS**

**3** (column 1) represents the record type number.

Record type 3 (columns 3-72) information shall be equivalent to the route field of an ICAO flight plan. A speed and requested flight level shall be inserted, followed by the complete route of that RPL. As many entries of record type 3 may be utilised as the route information requires. Each line shall not exceed 73 characters.

**(6) Record type 4, Additional information**  
**4 EQPT/SDRWY/S RVR/200**

**4** (column 1) represents the record type number.

(Columns 3-72) All relevant equipment information and other information of a flight plan shall be inserted on line 4.

The following elements of a flight plan may be inserted on line 4 of an RPL:  
 ALTN, COM, DAT, DEP, DEST, EET, NAV, OPR, PER, REG, RIF, RMK, RVR, SEL, STS, TYP or 0 (zero) may be entered if no line 4 information is necessary for that RPL.

**Record type 4, Additional information**  
**4 EQPT/SDE2GHIJ1J5RWXY/E OPR/SKYCOM ALTN/EDDB TALT/EGLC PBN/A1D1**

**4** (column 1) represents the record type number.

(Columns 3-72) All relevant equipment information and other information of a flight plan shall be inserted on line 4.

The following elements of a flight plan may be inserted on line 4 of an RPL:

EQPT, PBN, NAV, COM, DAT, SUR, DEP, DEST, REG, EET, SEL, TYP, CODE, RVR, DLE, OPR, ORGN, PER, ALTN, RALT, TALT, RIF, RMK, or 0 (zero) may be entered if no line 4 information is necessary for that RPL.

**(7) Record type 9, Trailer record**  
**9 040326 SNDR: ABCRPLO 000007**

**9** (column 1) represents the record type number.

**040326** (column 3-8) indicates the creation date of the submission in the format YYMMDD where YY shows the year, MM shows the month and DD show the day.

**SNDR:** (columns 10-14)

**ABCRPLO** (column 16-22) shows the AO's 3-letter ICAO code, plus RPLO.

(Columns 36-53) blanks

**000007** (column 54-59) gives the total number of lines in the submission.  
(Columns 60-72) blanks

(4) **System Processing**

The RPL system shall only accept and process those RPL submissions in the IFPS RPL format.

The RPL system shall only accept and process those RPL submissions where the required format has been strictly followed. Mandatory items, if absent or incorrect or incorrectly placed in the RPL submission or an individual RPL in that submission, shall be invalidated by the RPL system.

Where the relevant '+' or '-' is not present, the RPL system shall treat that RPL as a blank, resulting in no changes being applied to that RPL.

**Note** Where the submission validity period is not included in the data received by the RPL team, the RPL system shall automatically assume that that submission will be valid for the current season and assign an appropriate booking-in reference number. The actual validity periods of the individual RPLs shall not be affected by this action.

## 6.1 Procedure for RPL submission received in other format

Submissions that are received in any other format than IFPS RPL format shall be rejected to the originator of that submission.

The RPL team should advise AOs to use the IFPS RPL Input Application. All requests concerning obtaining this application shall be forwarded to NM Customer Support.

Any reported technical problems concerning this application shall be forwarded to the Customer technical service desk & Operations Section (**CSO**) helpdesk.

## 7. RPL PROCESSING

### (1) *General*

The RPL team of the NM is responsible for the receipt, processing and subsequent maintenance of Repetitive Flight Plans (**RPLs**) for flights intending to operate within the IFPS. These RPLs are maintained in a central database and are generated to the IFPS as an individual flight plan (**FPL**) 20 hours prior to the Estimated Off-Block Time (**EOBT**) for each day of operation.

Upon generation in the IFPS, each FPL generated from the RPL system shall undergo the same processing as all other messages submitted to the IFPS in order that a calculated distribution of that flight plan may take place.

### (2) *Requirements*

Those companies wanting to operate RPLs within the IFPS under IFR/GAT conditions shall submit those RPLs to the RPL team for processing. Any submission containing such RPLs submitted to the RPL team for processing shall only be in the IFPS RPL format.

An ACK for all RPL submissions shall be sent by the RPL team to the originator of that submission within 2 working days, and that submission shall normally be either processed or rejected within 3 working days of receipt.

The general procedure for the correction of invalid RPLs by the RPL team is that the correction shall be made by the RPL team where possible and the originator of that file may be provided with feedback for such corrections.

Where the correction is not clear to the RPL team prior coordination with the AO shall be effected by the RPL team. If no contact with the AO has been established, the invalid RPL or submission shall be rejected by the RPL team with an accompanying explanation of such rejection. In this case the AO shall have the responsibility of re-submitting corrected data.

Where the correction does not change the textual description of the field 15 trajectory, feedback may be provided to the AO by the RPL team.

Where the correction does change the textual description of the field 15 trajectory, feedback shall be provided to the AO by the RPL team.

Upon receipt of a feedback message sent by the RPL team informing the AO of any modifications to the RPLs, the AO shall inform the RPL team immediately if those modifications made to that submission are not acceptable. If no such response is received from that AO, those changes made to that submission shall become effective.

**Note** No prior coordination is carried out between the RPL team and AOs for modifications made by the RPL team when reprocessing RPL data for the new AIRAC. Any necessary feedback is provided by the RPL team only after any modifications have been made.

Should the AO not accept those changes made by the RPL team, that AO shall immediately coordinate the actions required with the RPL team and, depending on the nature of the change, the RPL team may either make the necessary changes manually (supported by written confirmation, either via a SITA message or via e-mail, from the AO to support that agreement) or agree the submission of an RLST by the AO.

**Note** Any RPL waiting for a response from the AO shall not be validated in the RPL system until coordination of the correction has been made between the two parties and the submission has been processed as agreed.

Where a submission may not be processed due to an excessive number of errors or complex association errors, that submission shall be rejected back to the AO with an accompanying explanation.

An RPL submission which is received late may not be processed by the RPL team before the start date of the first flight. Where such cases are identified by the RPL team, they shall inform the originator of that submission and shall require that individual modification message (CHG) or cancellation message (CNL) followed by a new FPL be filed directly with

---

**IFPS USERS MANUAL**

---

the IFPS for each affected RPL until at least 20 hours after the submission has been successfully processed by the RPL team.

Due to the risk of data corruption, any new RPL with a validity period starting between the end of the reprocessor and the start of a new AIRAC that is submitted to the RPL team for processing after reprocessing has started may only be accepted in exceptional circumstances.

(4)

#### **System Processing**

An initial check on the file format of each RPL submission is carried out by the RPL system and where the required format is not followed, the submission shall be invalidated by the RPL system.

Where the format of the submission is correct, each RPL shall then be individually checked in the following order:

- a) **Syntax check** for all possible typographic errors or missing or incorrect data or fields.
- b) **Semantic check** does the content of every field in each RPL exist.
- c) **Association check** is to eliminate possible duplicate RPLs, to check for possible overlapping RPLs and for missing association when an RPL is to be cancelled.
- d) **Route validation** builds a basic 2-dimensional profile to confirm that the described route elements exist within the NM CACD.
- e) **Profile calculation** builds a 4-dimensional profile that confirms route availability, RAD compliance, etc.

The profile calculation and consequent route availability and **RAD** checking for each individual RPL shall only be performed against the first event of that RPL, regardless of the day of operation of that first event.

**Note** The RPL system shall not raise any errors when a route contains a CDR2 portion. This checking of CDR2 routes shall be performed 20 hours before EOBT when the RPL is generated to the IFPS.

Any individual RPL failing any of these checks shall be presented with the associated errors for manual correction by the RPL team. Where the errors may not be corrected immediately by the RPL team, those invalid RPLs shall either be referred for further coordination with the AO or rejected back to the AO.

When all the individual RPLs of a submission are correct, that submission shall be processed and the scheduled events for each RPL in that submission shall be calculated by the RPL system.

At 20 hours before the EOBT of an RPL, that RPL shall be generated to the IFPS, at which point the RPL shall undergo the same processing as all other FPLs submitted to the IFPS for processing.

**Note** It is possible that a FPL generated from an RPL may fail automatic processing in the IFPS. In such an event, the IFPS staff shall coordinate any necessary corrections for that FPL.

## 7.1 General Procedures for RPL processing

After the reception of a submission by the RPL team, an initial syntax check of that submission shall be carried out by the RPL team. Where the submission is a duplicate or is corrupted or the intentions of the AO are not clear to the RPL team, that submission shall be rejected and the AO shall be informed of the reason.

The serial number of an RPL submission shall be checked when included in that submission to avoid possible duplication or missing of submissions.

The type of the submission shall be checked; the RPL submissions shall be either of type **NLST** or **RLST** submission. Where an incorrect submission type has been used, it shall be corrected by the RPL team.

The originator of the submission shall also be checked; the AO must exist in the NM CACD as an Air Navigation Unit (ANU) of type Aircraft Operator RPL Office (**AORO**). If the AO is not known in the RPL team and the ENV database, the RPL file shall not be accepted before the necessary actions are taken to update both the RPL and the NM CACD.

When the AO has been recognised by the RPL system and all preliminary checking to ensure that the format is correct and readable has been carried out, the file shall be booked in.

After the successful reception and initial check of an RPL submission, that submission shall be acknowledged to the originator, indicating the serial number of that submission (if present) and the number of RPLs identified in that submission.

The ACK message or possible rejection of the submission based on initial checking of the submission shall be sent to the originator within 2 working days of reception of that submission.

Where invalid individual RPLs are identified within a submission, the RPL team shall make the necessary corrections where possible, referring to the NM CACD, all documentation and any previous submissions from that AO that may be available.

**Note** Where an RPL has been filed on a route that at the time of processing has been temporarily closed, e.g. due to a military exercise, the route error of the RPL shall be ignored and the AO informed of the exercise. The RPL may in coordination with the AO be split to reflect the different routeing, or the AO may prefer to send a modification message to the IFPS on the day of operation no earlier than 20 hours before EOBT.

Upon receipt of a feedback message sent by the RPL team informing the AO of any modifications to the RPLs, the AO shall inform the RPL team immediately if those modifications made to that submission are not acceptable. If no such response is received from that AO, those changes made to that submission shall become effective.

**Note** Where the AO does not agree with any changes made by the RPL team, appropriate modifications shall be submitted in the form of a revised NLST or RLST as appropriate.

Where an invalid Standard Instrument Departure / Standard Terminal Arrival Route (**SID/STAR**) designator has been used, it shall be deleted by the RPL team.

Those RPLs that may not be processed before the next AIRAC data is available in the NM CACD shall be referred and processed when that data is available in the RPL system.

Any new RPL with a validity period starting between the end of the reprocessor and the start of a new AIRAC that is submitted to the RPL team for processing after reprocessing has been started shall only be accepted in exceptional circumstances. These RPLs must be split manually by the RPL team according to the AIRAC date to enable checking the validity of each RPL against both environments.

**INTENTIONALLY LEFT BLANK**

## 8. RPL AIRAC +1 PREPARATION AND VALIDATION PROCEDURES FOR REPROCESSING AND RAD +2 VALIDATION

### (1) *General*

Upon successful processing of RPL submissions, the RPL team shall reprocess all repetitive flight plans held in the RPL database for each subsequent AIRAC cycle. This reprocessing is undertaken in order to reflect any changes in the airspace data that may be introduced after the initial processing of that RPL.

The Airspace Data Management Section (**DT**) is responsible for updating and maintaining the NM CACD, and modifications to that database are introduced for the following AIRAC date. These environment modifications are promulgated to the RPL database for evaluation and pre-validation of data. A finalised version of the modified environment data, taking into account pre-validation results, is then normally made available to the RPL team 6 days before the new AIRAC date, at which point the reprocessor is started. The reprocessor shall then validate every active RPL against that new environment data, with any discrepancies resulting in invalidated RPLs.

An AO may submit an RLST to introduce changes to that company's RPLs to comply with the AIRAC changes. Where an RLST is not provided, the RPL team shall initiate any required modifications that result from those AIRAC changes.

### (2) *Requirements*

The reprocessor shall be started upon reception of the validated environment data for the next AIRAC in the RPL system. This shall normally be 6 days before the next AIRAC to allow adequate time for the corrections of any invalidated RPLs, but shall be started at the latest two days before the first RPL has to be generated to the IFPS in the new AIRAC cycle.

AOs using RPLs may submit an RLST to the RPL team where their RPLs will be affected by the AIRAC changes. Where an RLST is submitted to the RPL team, it shall be received not later than 8 days prior to the AIRAC date; any submission sent later than this may not be processed before the reprocessor is started and therefore may not be accepted.

**Note** Any such RLST shall be initially processed against the current AIRAC data, and any RPLs that are processed successfully against this AIRAC data shall be accepted. Those RPLs that fail processing due to incompatibilities with the current AIRAC environment data shall be referred for processing at the appropriate time against the new AIRAC data.

Feedback of an RLST submitted for AIRAC corrections may not be given to the AO before the reprocessing has been completed.

If any RPLs for which no RLST has been submitted by the AO are invalidated against a new AIRAC, those RPLs shall be corrected by the RPL team and the AO shall be informed of any modifications made to those RPLs that result in a change of trajectory.

Upon receipt of a message informing of any modifications to existing RPLs sent by the RPL team, where the AO does not accept the modifications proposed by the RPL team, that AO shall submit an RLST to the RPL team with a validity period starting from the date specified within the feedback message received from the RPL team.

Until this change becomes effective in the RPL database, the AO shall, at not more than 20 hours prior to the EOBT of that flight, either submits a modification message (**CHG**) to the RPL generated to the IFPS, or submit a cancellation (**CNL**) message to the IFPS followed by a replacement FPL.

**(3)** *Message Format*

The validity period of an RPL that requires modification shall be submitted according to the AIRAC date: first a minus (-) RPL shall be filed for the complete validity period of the RPL, then the first plus (+) RPL until the last day of the current AIRAC, with a second (+) RPL having a validity period from the first day of operation of that RPL within the new AIRAC.

**Example**

The AIRAC date is 131120. An RLST shall be submitted to the RPL team at the latest 131112. The RLST shall be filed as follows:

```
2 131031 140326 0004000 ABC12 A321 M EGLL 0715 LEMD 0155 -
3 N0453F350 THE ROUTE
4 EQPT/ SDE2GHIJ1J5RWXY/E RVR/200 PBN/A1D1
```

```
2 131031 131119 0004000 ABC12 A321 M EGLL 0715 LEMD 0155 +
3 N0453F350 THE OLD ROUTE, VALID UNTIL THE END OF THE OLD AIRAC
4 EQPT/SDE2GHIJ1J5RWXY/E RVR/200 PBN/A1D1
```

```
2 131120 140326 0004000 ABC12 A321 M EGLL 0715 LEMD 0155 +
3 N0453F350 THE NEW MODIFIED ROUTE TO COMPLY WITH THE NEW AIRAC
4 EQPT/SDE2GHIJ1J5RWXY/E RVR/200 PBN/A1D1
```

**(4)** *System Processing*

Those RPLs that have a validity period that extends beyond the current AIRAC are reprocessed against the new AIRAC environment data.

All those RPLs that are invalidated against the new AIRAC shall be grouped into submissions, with one submission per RPL originator.

After the reprocessing, all the RPLs continuing to operate in the new AIRAC that were invalidated shall be split into two separate RPLs according to the AIRAC date; the first RPL continuing until the first day of the next AIRAC and the second RPL becoming active from the first day of the next AIRAC.

**Note** This split is internal to the RPL system only and shall not alter the original validity period of the RPL.

Where certain specific environmental changes such as renamed navigation aids or airways, or a modified SID/STAR identifier, are identified by the RPL team, those changes may be loaded into the reprocessor to allow the system to automatically update those RPLs using such data. When the reprocessor is started, all the existing RPLs are checked against these changes and the system shall automatically replace the old indicator with the new one, as relevant. Where such changes are not specifically identified by the RPL team, those changes will not take place automatically.

**Note** No feedback shall be provided by the RPL team to the AO for such changes.

Those RPLs that fail processing due to incompatibilities with the current AIRAC environment data shall be referred by the RPL team for processing against the new AIRAC data when that data becomes available. Such RPLs have a pending status, and as they are not valid in the RPL database, shall not be included in the reprocessing by the RPL system.



## 8.1 General Procedures for RPL AIRAC +1 and RAD +1 Validation and Reprocessing

The RPL\_EO system is the RPL system used for the RPL AIRAC +1 and RAD +1 validation processes and subject to any technical constraints is usually loaded with the test tape at AIRAC -21 subject to the EDTCB 0 (Environment Data Transfer Control Board) meeting of AIRAC -22.

On receipt of an email from CSO to [rpl@eurocontrol.int](mailto:rpl@eurocontrol.int) the duty supervisor executing the RPL role shall start the reprocessor in accordance with the same procedures as for RPL OPS (see Ops Reprocessing below).

The NMOC staff executing the RPL role shall identify corrections to the invalidated RPLs created by the test tape reprocessing and enter them to ENV\_TAPE\_VAL MACRO which is located on RPL OPS at: (\\HFSH001) (H)\RPL. It is possible that the same error may have a variety of corrections depending on the city pair, all variations of an error correction shall be added to the macro. Either simultaneously or after solutions for all the errors have been found the invalid submissions from the test tape reprocessing shall be corrected so that the submissions achieve the status pre-processed and any new corrections found shall be added to the macro. This will ensure that no new issues are raised at the RPL OPS reprocessing.

During this and the following RAD + 1 validation process it is possible anomalies are identified which shall be reported.

For non-RAD issues the NMOC staff shall raise an ADDR in the CCMS console the short description shall begin with: Test Tape AIRAC + 1 1601 (Where 1601 is the AIRAC number) and the GIC shall be OPSD\_AD. As the duty supervisors who execute the RPL role are also the RAD Team, anomalies related to RAD may be discussed with the duty supervisor and the NMOC staff operator shall raise the ADDR. The short description shall include Test Tape AIRAC +1 1601 followed by the RAD Unit concerned and the GIC shall be OPSD\_RAD.

In the event that no supervisor is present an ADDR shall be raised as above adding the RAD Unit concerned in the short description and the GIC shall be OPSD\_AD.

For the RAD +1 a checklist is provided which indicates which appendixes have new, amended and deleted units for the AIRAC. For those new and amended units specific RPL test cases shall be created to be captured and to not be captured by the unit per condition.

This process will now include Appendix 3, 4 and 5 plus the increment file, these were previously not validated. For Appendix 4 checking the duty supervisor will advise per AIRAC what should be checked. For Appendix 3, 5 and the increment file the new and amended RAD units can be tested in the same way as the RAD + 1. The deleted units shall also be checked by ensuring the correct AIRAC is selected, the ENV Query can be used to check that the RAD unit no longer exists.

Where the AO submits an RLST for the AIRAC corrections at least 8 days before the next AIRAC, this submission shall be processed after receipt of the new AIRAC data, but before the reprocessor is started. Feedback of such submissions shall be given to the AO by the RPL team where necessary. If the submission is received early enough it can be tested on the EO system with the test tape.

Where an RLST submitted for AIRAC corrections has been received too late to be processed before the reprocessor is started, that submission may either be rejected with the reason for the rejection clearly stated, or used as a basis for the corrections to the relevant RPLs during the reprocessing corrections.

On receipt of an email from CSO to [rpl@eurocontrol.int](mailto:rpl@eurocontrol.int) the duty supervisor shall start the reprocessor after having completed the checks below.

The duty supervisor shall check that the new environment data has been successfully received by the RPL system and, in coordination with the AD supervisor that any RAD units which should have been disabled are disabled.

---

## IFPS USERS MANUAL

---

Before the reprocessor is started, the duty supervisor shall ensure that the ignore catalogue has been deleted and check that the AIRAC is visible in the Change Data Release window.

The duty supervisor shall on completion of the reprocessor run do the make reports add them to the macro and check for new errors which may require disabling. The duty supervisor will then plot the route of an invalid RPL to ensure there are no technical issues to report.

All those RPLs invalidated in the reprocessing against the following AIRAC shall be corrected by the NMOC staff where possible, not later than the Monday before the AIRAC date.

If errors have been ignored during the reprocessing corrections they shall be reported to the duty supervisor and the ignored errors shall be deleted from the catalogue.

After all the necessary corrections are made, either as a result of an incorrect RLST or directly by the RPL team, the AO shall be informed of such modifications made to their RPLs that require feedback. This shall normally be done during the weekend preceding the AIRAC change. Where an RLST requires no modifications, no feedback shall be provided.

When the reprocessing is complete, the RPL duty supervisor shall make a report on the reprocessing and provide a copy of that report to the RPL contact e-mail address.

### 8.2 General Procedures for RPL AIRAC +2 RAD Validation and Reprocessing

The ENV validation or EP3 chain is used for the AIRAC +2 RAD validations this may be done with RPL format data on RPL\_EP3 or with Flight plan data on IF1\_EP3. Subject to any technical constraints the EP chain is usually loaded with the test tape at AIRAC -15 subject to the Environment Data Transfer Control Board 2 (EDTCB 2) meeting of AIRAC -16. The AD Supervisor shall specify which RAD units are actually implemented on the +2 tape this avoids raising claims for missing data erroneously. The descriptions of these RAD units are available at H Drive RPL (\\HFSH001) (H:) ADS-RAD Documents RAD then select the correct AIRAC number and A + 2. The duty supervisor shall produce and print an AIRAC +2 checklist for manual checking of the units a template is available located on RPL OPS at: (\\HFSH001) (H).

The EP chain system time is usually set at the first Tuesday of the AIRAC concerned this shall be indicated in the EDTCB minutes. For those new and amended units specific RPL or FPL test cases shall be created to be captured and to not be captured by the unit per condition. ADDRs shall be raised as required the short description shall include Test Tape AIRAC +2 1602 followed by the RAD Unit concerned and the GIC shall be OPSD\_RAD. Remedy shall be checked for any ADDRs raised during the AIRAC +1 Test Tape that are in status Ready for Test these claims shall be tested on this final tape and the ADDR closed if the ADDR has been corrected. If not corrected this shall be reported to the duty supervisor.

### 8.3 General Procedures for RPL Final Tape validation and reprocessing

The RPL\_EO system is also used for the final validation of the final tape and subject to any technical constraints is usually loaded with the test tape at AIRAC -7 subject to the EDTCB 3 meeting of AIRAC -9. On receipt of an email from CSO to rpl@eurocontrol.int the duty supervisor executing the RPL role shall start the reprocessor in accordance with the same procedures as for RPL OPS (see Ops Reprocessing below). For any New errors raised The NMOC staff executing the RPL role shall identify corrections to the invalidated RPLs created by the final tape reprocessing and enter them to ENV\_TAPE\_VAL MACRO or raise ADDRs as required. Remedy shall be checked for any ADDRs raised during the AIRAC +1 Test Tape that are in status Ready for Test these claims shall be tested on this final tape

and the ADDR closed if the ADDR has been corrected. If not corrected this shall be reported to the duty supervisor.

## 8.4 General Procedures for RPL OPS Reprocessing

Where the AO submits an RLST for the AIRAC corrections at least 8 days before the next AIRAC, this submission shall be processed after receipt of the new AIRAC data, but before the reprocessor is started. Feedback of such submissions shall be given to the AO by the NM operators where necessary. If the submission is received early enough it can be tested on the EO system with the test or final test tape.

Where an RLST submitted for AIRAC corrections has been received too late to be processed before the reprocessor is started, that submission may either be rejected with the reason for the rejection clearly stated, or used as a basis for the corrections to the relevant RPLs during the reprocessing corrections.

The EDTCB GO/NOGO at AIRAC-6 decides if the final tape is a GO and subject to the GO/NOGO meeting the final tape is loaded to RPL OPS at AIRAC -6.

On receipt of an email from CSO to [rpl@eurocontrol.int](mailto:rpl@eurocontrol.int) the duty supervisor shall start the reprocessor after having completed the checks below.

The duty supervisor shall check that the new environment data has been successfully received by the RPL system and, in coordination with the AD supervisor that any RAD units which should have been disabled are disabled if necessary.

Before the reprocessor is started, the duty supervisor shall ensure that the ignore catalogue has been deleted and check that the AIRAC is visible in the Change Data Release window.

The duty supervisor shall on completion of the reprocessor run do the make reports add them to the macro and check for new errors which may require disabling. The duty supervisor will then plot the route of an invalid RPL to ensure there are no technical issues to report.

All RPLs invalidated during the reprocessing against the following AIRAC shall be corrected by the NMOC staff where possible, no later than the Monday before the AIRAC date.

If errors have been ignored during the reprocessing corrections they shall be reported to the duty supervisor and the ignored errors shall be deleted from the catalogue.

It may be necessary to raise an ops incident report on RPLs which have had to be ignored during the OPS reprocessing or on any new errors which create issues not encountered during the validation processes.

After all the necessary corrections are made, either as a result of an incorrect RLST or directly by the NMOC staff, the AO shall be informed of such modifications made to their RPLs that require feedback. This shall normally be done during the weekend preceding the AIRAC change. Where an RLST requires no modifications, no feedback shall be provided.

When the reprocessing is complete, the duty supervisor shall make a report on the reprocessing and provide a copy of that report to the RPL contact e-mail address.

## IFPS USERS MANUAL

The following flow chart illustrates the actions to be carried out by the RPL team on those RLST submissions received by the RPL team prior to starting the reprocessor:

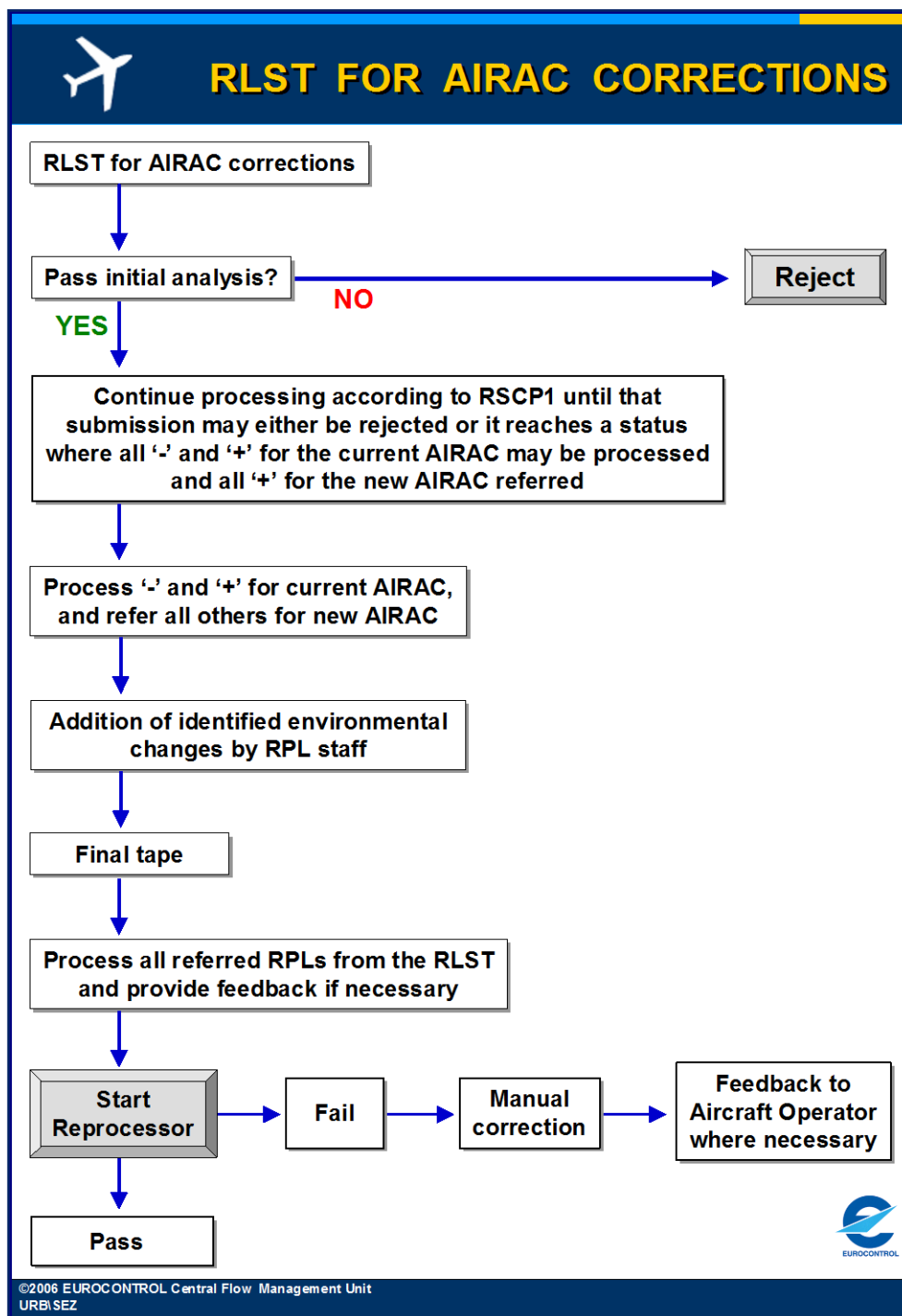


Figure 8-1 RLST for AIRAC Corrections

**Note** Where an RLST is submitted too late to be processed before the start of the reprocessor, that RLST shall either be processed after the reprocessor has finished, or rejected. If it is to be processed, that may take place either before or after any necessary manual correction resulting from the reprocessor, depending upon the circumstances at the time.

## 9. QUALITY CONTROL

### (1) *General*

The Quality Control is a function that is applied to those instances where RPLs have been validated in the RPL system but fail automatic processing upon generation to the IFPS, or are reported as being unacceptable by national administrations.

In the quality control function, the RPL system receives automated feedback from each IFPS unit, giving details of those RPLs that have failed automatic processing. The report on such failures may be generated at any time, but shall normally be produced daily in order that any future events of those flight plans may be adjusted by the RPL team to prevent further occurrences of those errors.

Feedback of coordinated corrections applied by the IFPS staff to those RPLs that have failed automatic processing upon generation to the IFPS shall be provided to the RPL team.

Where a national administration finds an RPL to be unacceptable, they may request it to be modified to their airspace requirements. Such requests shall be submitted via e-mail or via a National Administration RPL Modification Request form, available on request to the RPL team.

### (2) *Requirements*

All RPLs that are invalidated upon generation to the IFPS shall be identified by the quality control function and stored until such time that the associated report is produced.

The RPL team shall check the contents of the report provided by each IFPU and where necessary, shall correct the details of each invalid RPL in coordination with the appropriate RPL originator.

### (4) *System Processing*

The quality control function shall provide a report that shall be available from 0330 UTC daily, after which time the RPL team may access that generated data to carry out a detailed analysis.

As all RPLs are processed by the RPL system against the first event of that RPL, the flight plans generated from the RPL system may be invalidated by the IFPS for the following reasons:

- A single RPL was submitted for a period covering both week and weekend periods without respecting the differing route requirements published in the RAD. Where this was not identified by the RPL team during the original processing of such an RPL, such a situation would be identified in the quality control process, allowing the RPL team to replicate such an RPL, each with an appropriate route for the days of operation.
- An RPL has been filed on a CDR route that has subsequently been closed by NOTAM by the time the RPL is generated to the IFPS, as the RPL system does not receive route closures based on NOTAM.

Failure may also occur as a result of:

- An overlapping error resulting from differences in the association processes between the RPL and IFPS systems.
- A flight plan having been submitted directly to the IFPS prior to that RPL being generated into the IFPS.
- A military exercise causing temporary route closures.

## 9.1 General Procedures for the Quality Control

The RPL team shall print and check the reports generated for each IFPS unit, and any modification request that has been submitted by a national administration. Each RPL in those reports shall be checked and corrected as appropriate by the RPL team in coordination with the relevant AO.

Where the route of an invalid RPL has to be modified or the RPL has to be split according to the week/weekend route structure, such changes must be coordinated with the relevant AO.

Where the error raised is due to a temporary route closure due, for example, to a military exercise, the route of those RPLs shall not be amended, but the AO shall be informed by the RPL team of such a closure in order that they may take any necessary action.

Where there is an overlapping error, it shall be resolved by the RPL team in coordination with the AO.

Where an FPL has been submitted directly to the IFPS by an AO before an existing RPL for the same flight has been generated from the RPL system to the IFPS, the RPL team shall contact that AO to inform them of such an error. A SITA or e-mail message should be sent using the following text:

You are requested to remind your operational staff and/or handling agents that your company files a number of flights as RPLs. Such flight plans are generated to the IFPS 20 hours prior to the EOBT of that flight and FPLs must not be submitted directly to the IFPS for such flights.

The following flight plan was submitted by your company both as an RPL and an FPL:

<COPY EXAMPLE RPL/FPL HERE>

## 10. RPL SUSPENSION

### (1) *General*

The RPL system has a suspension function that enables the RPL system to temporarily prevent the generation of flight plans from the RPL system to the IFPS.

When the suspension measure is applied, no action is required from the relevant AOs to submit either an RLST or individual update messages to the IFPS.

### (2) *Requirements*

All RPLs intended to operate on 25th December each year shall be systematically suspended by the RPL team for that day.

Additionally, suspension procedures may be applied in exceptional circumstances, such as industrial action either by an AO or an Air Navigation Service Provider (**ANSP**) or in other circumstances as deemed operationally appropriate by the NM operations management.

Where known, details of suspension measures shall be notified via an AIM published by the NM Network Management Cell (**NMC**).

Where the suspension measure has been initiated by the RPL team, all the AOs concerned by the suspension measures shall be informed by the RPL team.

### (4) *System Processing*

A suspension measure shall be manually applied by the RPL team, and shall be saved in the RPL database.

Before generating each flight plan to the IFPS, the RPL system shall verify if that RPL is affected by any suspension measure. Where such a suspended RPL is identified, the generation process shall not take place.

Any suspension measures shall not be taken into account by the RPL system when producing the Bulk Output.

At the end of a period of suspension, the RPL generation to the IFPS will resume automatically.

**Note** All active RPLs are sent to the ETFMS as a bulk file at 0200 UTC for the following day and therefore an RPL that has been suspended may still be visible in the ETFMS ARCID list, with a status RPL. Such RPLs, if not confirmed by the FPL generated by the RPL system to the IFPS at 20 hours before the EOBT (or by an externally-filed FPL), shall be automatically deleted from the ETFMS 3 hours before the EOBT of that RPL.

### 10.1 General Procedures for RPL suspension

All RPLs intending to operate during the period 24th December 23:59 UTC until 25th December 23:59 UTC each year shall be systematically suspended by the RPL team. Other suspension measures may be applied on an ad-hoc basis.

When suspending RPLs, the following selection criteria may be used:

#### **Mandatory fields**

- Start date for the suspension period (in YYMMDD format).
- Start time for the suspension period (in HHMM format).
- End date for the suspension period (in YYMMDD format).
- End time for the suspension period (in HHMM format).

---

**IFPS USERS MANUAL**

---

**Optional fields**

- Aircraft identification, AO designator, or part thereof.
- Aerodrome of departure.
- Aerodrome of destination.
- Days of operation.
- Validity period.

**Note** Where the suspension measure is to apply to a group of airfields, or to an entire region, the departure or destination aerodrome designators may be wild-carded as necessary, for example, a measure affecting all departures in France would be entered as LF\*

It is possible to select RPLs for suspension by the AO designator, but it is only possible to apply such a measure to those flights operating under the full three-letter ICAO designator of that company, as to apply the selection to only the first two letters of that designator might unintentionally include the flights of other AOs.

For example, a suspension measure to be applied to all ABC RPLs shall not be applied as AB\*, as this would include RPLs operating under ABL, ABQ, etc. callsigns.

Where suspension measures are applied, they can only take effect on those RPLs with an EOBT 20 hours or more in the future, due to the generation time of the FPLs from the RPL system to the IFPS, i.e. the suspension measure cannot be applied to an RPL that has already generated as a flight plan to the IFPS.

Where it is necessary to apply suspension measures with less than 20 hours notice, all affected individual FPLs already generated from the RPL system to the IFPS, i.e. with an EOBT less than 20 hours in the future at the time of suspension, must be cancelled by the AO directly with the IFPS.

If the suspension measures are to be withdrawn before the published time period, those RPLs already affected by the suspension measures shall not be generated to the IFPS. Under such conditions the AO must file a flight plan directly with the IFPS.

For example, all of an AO's RPLs are to be suspended from 041002 1000 until 041004 1800 due to an industrial action. That suspension period shall be indicated as:

041002 1000 – 041004 1800

(The suspended period to be entered is the EOBD and EOBT of the flight no earlier than 20 hours from the time of the input of the suspension measure).

If on 041003 1000 the industrial action is cancelled and the suspension measures withdrawn immediately, no flight plans shall be generated for flights with that company's call sign before 041004 0600. That company must file FPLs directly with the IFPS for all those flights intending to operate within this time window.

Any RPL may be suspended for 1 or more periods, as required.

When suspension measures are to be applied, special attention shall be paid by the RPL team to the suspension period with regard to RPL generation time. The suspension period specified in the RPL system must relate to the actual EOBT of those flights to be suspended and must be entered into the system no later than 20 hours before that EOBT.

For those affected RPLs that fall outside the suspension time window and have already generated a flight plan to the IFPS, the AO shall be advised by the RPL team to send a CNL message directly to the IFPS.



## 11. RPL UNSERVICEABILITIES

(1)

### *General*

The RPL system operates in the NM operations at Haren, and unlike the IFPS, one RPL team processes all those RPLs operating in the IFPS. As such, the RPL team does not have an operational backup system in the same way as the IFPS; however, the need for such is reduced by the method in which the RPL system interacts with its client systems.

The RPL contingency database runs in a number of different ways. The 'NM RPL Application' is run on a cluster of servers, where if one fails, the RPL package is switched to another server with minimal loss of service. Also, each day at 1700UTC, a snapshot of the RPL database at that time is taken and kept as a backup file until 1700UTC the next day, when another is taken, and so on. Should a system failure occur where the database remains non-recoverable, that snapshot may be used for a restoration of the database, bearing in mind that any database updates that take place after the 1700 snapshot shall not be included.

Each day at 0200UTC the RPL system produces a file containing a copy of the entire RPL traffic for the following day, and sends it to the ETFMS. Under normal operating conditions, the flight plans in this file must be supported by the same flight plan sent by the IFPS at 20 hours in advance of that flight's EOBT, but this requirement may be disabled in the event of a contingency.

Each RPL is generated to the IFPS 20 hours in advance of that flight's EOBT in order that a full processing and distribution by the IFPS may take place. One of the addresses to which the IFPS distributes these flight plans is the ETFMS, and this version of the RPL is used to confirm the existing copy sent to the ETFMS by the RPL system the day before.

Due to the advance submission of RPL data to the IFPS, the RPL system may be out of service for up to 8 hours with no real impact on the service to client systems.

The RPL system maintains a back-up file containing a copy of the next 3 days of RPL data within the IFPS, and should there be a more catastrophic failure, this may be used to maintain the processing and distribution of RPL data by the IFPS until such time as normal RPL operations may be restored.

To cater for a catastrophic failure of the RPL system in Haren, the contingency operations in FP2 maintains a back-up RPL system that receives an RPL database snapshot from Haren every 3 days. Under normal conditions, this system remains unmanned, but where it becomes apparent that the RPL system in Haren will remain unserviceable for an extended period (more than 2 days), RPL team may be transferred to the FP2 site in accordance with the NM Disaster Recovery Plan, and continues to maintain the RPL database on the workstations available there.

Until such a transfer of staff is completed, flight plans held in the IFPS in the last 3-day snapshot of the RPL database shall continue to be generated within the IFPS.

In order that the RPL team may continue to provide a full service to its clients upon such a contingency, a back-up of all client details, means of communication and the booking-in system are maintained at FP2. However, as the RPL team does not maintain any presence in FP2 other than a contingency system, should a full contingency take place, RPL team must be transferred from Haren to the FP2 site before any service may be resumed.

(2)

### *Requirements*

Due to the nature of data provision to client systems by the RPL system, action in respect of contingency shall be governed by the Crisis Management Cell (**CCMC**).

## 11.1 General Procedures

Any irregularity or failure in the service provided by the RPL system shall be managed by the operational and technical staff. Other than efforts to restore a full service, no action shall be required of the operational staff for any system failure of less than 8 hours other than to inform the Network Operations management and the CCMC of the situation.

Any system failure that extends beyond 8 hours shall be monitored by the CCMC to evaluate the progress made towards a restoration of full service, but where it is deemed uncertain or unlikely that service will be resumed at the Haren site, the RPL operational staff shall begin preparations to transfer to the contingency system at FP2. The RPL team shall also arrange both the distribution of an AIM indicating the continued system failure, and to contact clients of the RPL system to inform them of the situation.

Should the RPL team suffer a system failure of more than 2 days, any resulting actions, including any decision to transfer to the contingency system at FP2, shall be dictated by the CCMC.

## 12. MESSAGE SUBMISSION TO THE IFPS

### (1) *General*

The procedures outlined in this SECTION should not be considered as taking precedence over those published in National Aeronautical Information Publications (**AIP**).

In order to prevent confusion and the incorrect sequence of processing of submitted messages by the IFPS (and the subsequent distribution of those messages), it is important that message originators do not submit a subsequent associated message until the first message to be submitted has been fully processed by the IFPS. This means that where a message originator has already submitted a message to the IFPS for processing, and subsequently needs to submit another associated message (of any message type), that message originator should wait until they have received an ACK or REJ message from the IFPS for the first message before they submit the second, associated message. It should be noted that receipt of a MAN message is not sufficient to act as a trigger for the submission of the subsequent associated message.

The means of submission of flight plans and associated messages to the IFPS are: AFTN, SITA and B2B.

The method of submission of flight plans and associated messages is dependent upon the location of the aerodrome of departure:

### 12.1 Aerodrome of Departure (ADEP) within IFPZ

Flight plans and associated messages for IFR/GAT flights departing from an aerodrome within the IFPZ shall, if authorised by the State concerned, be submitted directly to the IFPS and not via the Air Traffic Services Reporting Office (**ARO**) at the departure aerodrome. AOs who are unable (e.g. no AFTN or SITA terminal) to submit their flight plan or associated messages directly to the IFPS shall submit the flight plan messages to the ARO of the departure aerodrome.

It shall be the responsibility of the ARO to ensure submission to the IFPS for processing of any flight plans or associated messages relating to IFR/GAT flights or parts thereof intending to operate within the IFPZ submitted to that ARO by the relevant AO or their representative. AOs shall ensure that the flight plan or associated message is always submitted **either** directly to the IFPS **or** to the ARO at the departure aerodrome, **but not both**.

### 12.2 Aerodrome of Departure (ADEP) outside IFPZ

Flight plans and associated messages for IFR/GAT flights entering the IFPZ from a departure aerodrome outside the IFPZ shall be submitted in accordance with the procedures applicable within the State concerned.

It shall be the responsibility of the ARO to ensure submission and acceptance by the IFPS for processing of any flight plans or associated messages relating to IFR/GAT flights or parts thereof intending to operate within the IFPZ submitted to that ARO by the relevant AO or their representative.

AOs shall ensure that, once submitted to the ARO, their flight plans and associated messages are acknowledged by IFPS before the operation of the flight and that any changes notified by IFPS are communicated to the pilot.

### (2) *Requirements*

All messages submitted to the IFPS for processing (via AFTN or SITA) shall be submitted to both IFPS units.

All flight plans and associated messages for IFR/GAT flights or parts thereof operating within the IFPZ should, as far as possible, be submitted to the IFPS for processing at least 3 hours prior to the EOBT of that flight.

## IFPS USERS MANUAL

For those IFR/GAT flights departing within the IFPZ and proceeding outside, and for those IFR/GAT flights that depart outside the IFPZ and proceed to enter, it shall remain the responsibility of the message originator to ensure that the relevant ATCUs outside the IFPZ are addressed.

That function shall not be undertaken by the IFPS unless those addresses are added under the re-addressing function to any message submitted to the IFPS for processing.

The IFPS shall not process messages relating to flights operating completely under VFR conditions. However, those flights planning to operate under mixed IFR/VFR conditions within the IFPZ shall submit any flight plan and associated messages to the IFPS in order that the IFPS may process only those parts of that flight operating under IFR conditions. It shall remain the responsibility of the message originator to ensure distribution of the flight plan and any associated messages for those parts of that flight operating under VFR conditions. That function shall not be undertaken by the IFPS unless those addresses are added under the re-addressing function [see Section 14.] to any message submitted to the IFPS for processing.

The IFPS shall not process messages relating to flights operating under completely OAT conditions. However, those operators planning flights under mixed OAT/GAT conditions within the IFPZ shall submit any flight plan and associated messages to the IFPS in order that the IFPS may process only those parts of that flight operating under GAT conditions. It shall remain the responsibility of the message originator to ensure distribution of the flight plan and any associated messages for those parts of that flight operating under OAT conditions.

That function shall not be undertaken by the IFPS unless those addresses are added under the re-addressing function to any message submitted to the IFPS for processing.

The IFPS shall not include any alternate aerodromes in the automatic addressing process. Where the message originator requires a copy of the flight plan or associated message to be sent to the alternate aerodrome, it shall be the responsibility of the message originator to include any relevant addresses in the re-addressing function of that message.

(3)

### *Message Format*

All flight plans and associated messages for IFR/GAT flights or parts thereof intending to operate within the IFPZ, when filed via AFTN or SITA, shall be addressed only to the two IFPS addresses for that portion of the flight within the IFPZ.

The IFPS addresses for all flight plan and associated message submissions via AFTN or SITA are:

Network	FP1 Haren, Belgium	FP2 Brétigny, France
AFTN	EUCHZMFP	EUCBZMFP
SITA	BRUEP7X	PAREP7X

**Note** All flight plans and associated messages must be addressed to both IFPS Units either via the AFTN network **or** the SITA network, but **not both networks**.

## 12.3

### Message Submission via Gateway

Those message filers intending to use a SITA/AFTN Gateway shall indicate this intention to the NM in advance; failure to do so may result in no response from the IFPS system.

When an AFTN Gateway is used, addresses must be inserted correctly to ensure that a message is transmitted to the IFPS only once. To ensure this, the two IFPS unit addresses must appear either on the SITA address line or the AFTN address line, but not both.

**Example of a correctly formatted message routed via a Gateway**

```
QU LONYFYX
LHRABCX 020912 / 7R02080C
FF EUCHZMFP EUCBZMFP
020910 ELLABCX
(FPL- ABC123-IS
.....
```

The message is addressed via SITA only to the Gateway address of London (LONYFYX). The two IFPS addresses are given only in the AFTN header, thus the IFPS shall only receive the message via AFTN.

**Example of an incorrectly formatted message routed via a Gateway**

```
QU LONYFYX BRUEP7X PAREP7X
ELLABCX AY/021326 MAY04
FF EUCHZMFP EUCBZMFP
020910 ELLABCX
(FPL-ABC123-IS
.....
```

The message contains the IFPS SITA addresses (BRUEP7X PAREP7X) in the SITA header together with the Gateway address (LONYFYX). In addition, it also contains the IFPS AFTN addresses (EUCHZMFP EUCBZMFP) in the message text, with the result that the message text, including the AFTN header information, is received by the IFPS directly via SITA, and is then received by the IFPS again via AFTN from the Gateway.

## 12.4 Submission of RPL Data

[see SECTION 5].

### (4) *System Processing*

In submitted flight plans, the IFPS shall accept an EOBT of up to 30 minutes in the past when compared to the filing time as being a valid flight for that same day where no Date Of Flight (**DOF**) is included to indicate otherwise. If the EOBT is more than 30 minutes in the past when compared to the filing time, and no DOF is included in the message, the IFPS shall assume that flight is for the following day, and process it as such, including the addition of the appropriate DOF.

Where a DOF is included in the flight plan, the IFPS shall take that information into account when processing the EOBT.

For practical reasons it shall be possible for the IFPS system to process those flight plans that contain an EOBT of more than 30 minutes in the past compared to the filing time (but not more than 12 hours in the past) and a DOF that is not more than 12 hours in the past. The flight plan shall fail automatic processing but may be manually forced through processing by the IFPS staff.

**INTENTIONALLY LEFT BLANK**

## 13. MESSAGE DISTRIBUTION BY THE IFPS

(1)

### *General*

All flight plans for IFR/GAT flights or parts thereof intending to operate within the IFPZ shall be submitted to the IFPS for processing. All such flight plan information must originate with the AO, who then has the option of submitting the flight plan directly to the IFPS, or passing the flight plan to an ARO, or making use of the RPL system to automatically generate their flight plans into the IFPS at 20 hours in advance of the EOBT of that flight plan.

Where the flight plan is submitted directly by the AO, or via an ARO, the IFPS shall respond to such submissions with ORMs to indicate the status of each of their submitted messages. Where the submission to the IFPS originates from the RPL system, no MAN ORMs shall be generated by the IFPS.

The IFPS shall build a four-dimensional profile for every IFR/GAT flight or part thereof that is planned to operate within the IFPZ, based on the filed route, flight level(s), speed(s), EOBT and aircraft performance.

This profile is constructed for several purposes, one of which is to calculate those airspaces that flight shall penetrate, and therefore to identify which air traffic services units shall require a copy of the flight plan or any associated messages for that flight. In identifying all the relevant ATCUs, the IFPS shall calculate at what time prior to the arrival of that flight in any of those airspaces to send the flight data to that controlling ATCU. The time parameter in this calculated distribution of messages is a time specified by each ATCU, and held in the NM airspace environment model.

The distribution of messages according to the specified times for each airspace shall depend upon how far in advance of the EOBT of the flight plan or associated messages are submitted to the IFPS for processing.

Where a flight plan is filed sufficiently in advance of the EOBT of that flight, the IFPS shall calculate a timed distribution of that message to the ATCUs along the trajectory of that flight, and shall distribute that flight plan at the time specified by each unit.

In the event of a late-filed flight plan or associated message, the IFPS may send that message out to all the relevant ATCUs immediately; as such messages may arrive in the IFPS within the required receipt time of the relevant ATCUs.

The IFPS shall also send a copy of each processed message to the ETFMS in order that any relevant flow management restrictions may be applied to that flight as appropriate. The time parameter specified by the ETFMS for distribution of messages by the IFPS is set at 22 hours in advance of EOBT.

In order to optimise the use of resources, distribution to calculated ATCUs for any flight may be automatically grouped together into time bands, with a maximum group of two hours in each time band. In this procedure, the IFPS shall group together into a single event the transmission to all those ATCUs calculated to receive a copy of the message somewhere within that time band.

**Note** Where this process is employed by the IFPS, no ATCU shall receive a message any less than their specified reception time, but they may receive some messages in advance of that specified time, to a maximum of two hours.

Should an associated message cause a change in the trajectory of an existing flight that has already been distributed to the relevant ATCUs along the route, to the extent that the flight is re-routed out of some airspaces and into new ones, the IFPS shall send a modification message (CHG) to those airspaces within which the trajectory of the flight has altered, and a flight plan to those previously-unaddressed airspaces that will handle that flight on any part of the revised trajectory.

All associated messages shall also be transmitted by the IFPS to the ETFMS in order to maintain a real picture of that flight and any impact it may have on flow management.

## IFPS USERS MANUAL

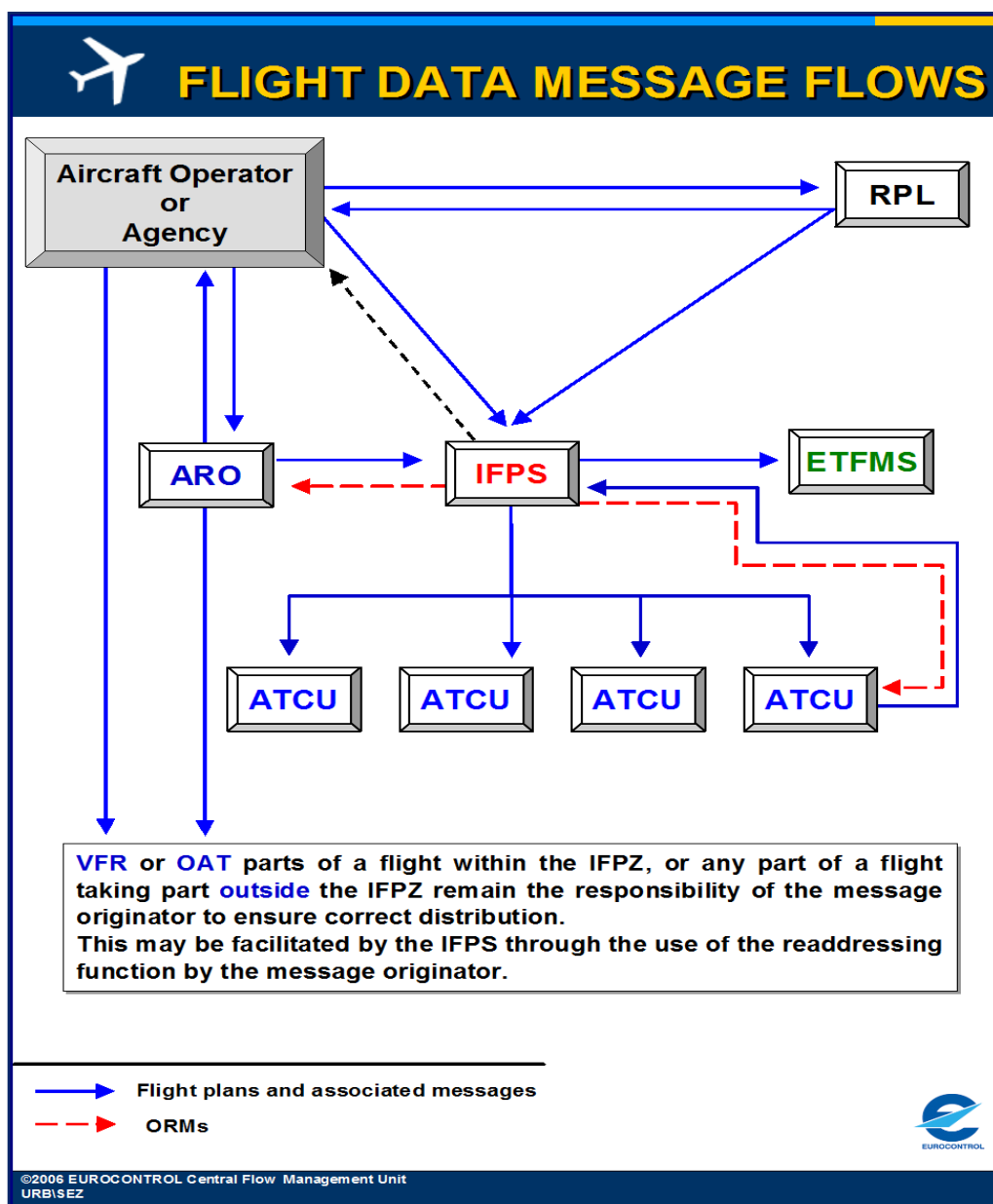


Figure 13-1 Flight Data Message Flows

The IFPS shall not process those flight plans that indicate only VFR or OAT conditions, however, where a flight plan is submitted for a flight that is IFR/GAT for any part within the IFPZ, then the IFPS shall process that part or parts of that flight plan. For such mixed IFR/VFR and GAT/OAT flight plans, the IFPS shall only calculate the addressing for the distribution of that flight plan within the part or parts that are planned to operate as IFR/GAT; it shall not calculate any addressing for distribution to those parts of a flight that are planned to operate under VFR or as OAT.

However, where the departure or destination aerodrome is an identifiable ICAO indicator, and the flight is planned to depart or arrive under VFR conditions, the IFPS shall include that departure or destination aerodrome in the message distribution, where that aerodrome has a specified requirement to receive such flight data messages from the IFPS.

After a VFR portion, the current level of the flight is not known at the point where the flight returns to IFR. To ensure that flight plan messages are addressed to all ATC units that may be impacted by the flight, the IFPS shall address all the AUAs from ground to the current RFL at the point where the flight changes to IFR.



## IFPS USERS MANUAL

The IFPS shall only automatically distribute messages to those addresses within the IFPZ area for those flights or parts thereof operating under IFR as GAT. Where an IFR/GAT flight exits the IFPZ at any point or points, the IFPS shall not automatically include the addresses of any ATCUs relevant to that flight that are external to the IFPZ unless they have been specified by the message originator in the re-addressing function or have special arrangements for the copy of flight plan messages agreed with Eurocontrol.

It should be noted that IFPS shall not distribute automatically flight plan and associated messages to any specified alternate aerodrome(s). Should a message originator require a flight plan or associated message to be sent to the alternate destination aerodrome(s), then the message originator should use the re-addressing function and insert the relevant AFTN addresses (see Section 14. RE-ADDRESSING).

It should be noted that on processing an arrival message, the IFPS shall distribute that message only to the aerodrome control tower, approach and ATS reporting office of the aerodrome of departure and en-route ATCUs, where the units have specified a requirement to receive such messages, and is located within the IFPZ. The IFPS shall also send a copy of the arrival message to any addresses included in the re-addressing function. Diversion arrival messages are distributed to all recipients of the initial FPL, not taking into consideration of the unit's requirement to receive ARR messages.

Airborne messages; those messages affecting a flight in progress; processed by the IFPS shall only be distributed by the IFPS to those affected ATCUs downstream of the unit submitting the message; the unit submitting the airborne message shall not be sent a copy of the processed message, other than an ORM.

Both the Kaliningrad and Rostov FIRs are not considered to be within the IFPZ, and although messages are sent by the IFPS to the Kaliningrad and Rostov FIRs, they are only copies that are sent to a central address from which domestic distribution is made by the relevant authorities.

The Department of Aviation of the Ministry of Transport and Communications of the Republic of Belarus has an agreement with Eurocontrol to enable the provision of flight plan messages to Minsk ACC in order to improve the completeness and accuracy of flight plan information held by Minsk ACC and the Flight Planning Unit of Minsk ACC.

### 13.1 Table of IFPS Message Distribution

State	Country Code	IFPZ (FPM DIST)	FIR/UIR	ICAO
Albania	LA	Yes	Tirana	LAAA
Armenia	UD	Yes	Yerevan	UDDD
Austria	LO	Yes	Vienna	LOVV
Azerbaijan	UB	Yes	Baku	UBBA
Belarus	UM	Copy only	Minsk	UMMV
Belgium	EB	Yes	Brussels	EBBU/EBUR
Bosnia and Herzegovina	LQ	Yes	Sarajevo	LQSB
Bulgaria	LB	Yes	Sofia	LBSR
Croatia	LD	Yes	Zagreb	LDZO
Cyprus	LC	Yes	Nicosia	LCCC
Czech Republic	LK	Yes	Prague	LKAA
Denmark	EK	Yes	Copenhagen	EKDK
Estonia	EE	Yes	Tallinn	EETT
Finland	EF	Yes	Finland	EFIN
France	LF	Yes	Paris Reims Brest Bordeaux Marseille	LFFF LFEE LFRR LFBB LFMM

## IFPS USERS MANUAL

State	Country Code	IFPZ (FPM DIST)	FIR/UIR	ICAO
Georgia	UG	Yes	Tbilisi	UGGG
Germany	ED	Yes	Bremen Langen Munich Rhein Hanover	EDWW EDGG EDMM EDUU EDVV
Greece	LG	Yes	Athens	LGGG
Hungary	LH	Yes	Budapest	LHCC
Ireland	EI	Yes	Shannon SOTA	EISN EISN
Italy	LI	Yes	Rome Brindisi Milan	LIRR LIBB LIMM
Latvia	EV	Yes	Riga	EVRR
Lithuania	EY	Yes	Vilnius	EYVL
Luxembourg	EL	Yes	Brussels	EBBU/EBUR
The former Yugoslav Republic of Macedonia	LW	Yes	Skopje	LWSS
Malta	LM	Yes	Malta	LMMM
Republic of Moldova	LU	Yes	Chisinau	LUUU
Monaco (Marseille)	LN	Yes	Marseille	LFMM
Morocco	GM	Yes	Casablanca	GMMM
The Netherlands	EH	Yes	Amsterdam	EHAA
Norway	EN	Yes	Norway Bodo Oceanic	ENOR ENOB
Poland	EP	Yes	Warsaw	EPWW
Portugal	LP	Yes	Lisbon Santa Maria	LPPC LPPO
Romania	LR	Yes	Bucharest	LRBB
Rostov FIR (Russian Federation)	URR	Copy only		
Kaliningrad FIR (Russian Federation)	UMK	Copy only		
Slovak Republic	LZ	Yes	Bratislava	LZBB
Slovenia	LJ	Yes	Ljubljana	LJLA
Spain	LE	Yes	Barcelona Madrid Canaries	LECB LECM GCCC
Sweden	ES	Yes	Sweden	ESAA
Switzerland	LS	Yes	Switzerland	LSAS
Turkey	LT	Yes	Ankara Istanbul	LTAA LTBB
Ukraine	UK	Yes	L'Viv Kyiv Dnipropetrovsk Odessa Simferopol	UKLV UKBV UKDV  UKOV UKFV
United Kingdom	EG	Yes	London Scottish Shanwick (OCA)	EGTT EGPX EGGX
Serbia and Montenegro	LY	Yes	Belgrade	LYBA

## 14. RE-ADDRESSING

### (1) *General*

In order to provide a single source of flight plan data for all ATCU, both inside and outside the IFPZ, the re-addressing function of the IFPS has been developed. This function provides a mechanism by which consistency between the flight plan data distributed inside the IFPZ and that distributed outside the IFPZ is possible.

This function is only available where the addresses specified by the message originator are AFTN addresses; it may not be used for SITA addresses.

Re-addressing may be used in any flight plan or associated message submitted to the IFPS for processing.

The re-addressing function is available for flight plans or associated messages submitted in ICAO and ADEXP format and also for flight plans submitted via the NOP.

### (2) *Requirements*

The IFPS shall transmit a copy of a message to any AFTN addresses specified by the message originator in the re-addressing function of that message.

The IFPS shall not accept any SITA addresses specified by the message originator in the re-addressing function of any message.

The IFPS shall not confirm the correctness of any addresses submitted in the re-addressing function, other than that the syntax conforms to that of the AFTN.

The IFPS shall retain any AFTN addresses specified by the message originator in the re-addressing function of any submitted message, and the IFPS shall automatically include those addresses in the distribution of subsequent associated messages submitted to the IFPS for processing.

### (3) *Message Format*

ICAO format message:

The extra addresses for re-addressing shall be included in the message text after the originator information line and immediately before the opening bracket of the message. A maximum of 7 AFTN addresses is allowed per line of extra addressing, and each line shall begin with the letters 'AD' separated by a space from the first address.

#### Example

```
ZCZC BDB01 230845
FF EUCHZMFP EUCBZMFP
230830 EGLL ABCU
AD EGGXZOZX CZULZQZX CYHQZDZX CZBNZZZX CZQXZQZX CZQMZQZX
KZBWZQZX
AD KJFK ABCU
(FPL-ABC567-IS
-B744/H-SDWIRYH/S
-EGLL1200
-----
-----)
```

ADEXP format message:

The extra addresses for re-addressing shall be included in the message text as –FAC addresses contained within the –EXTADDR field.

#### Example

```
-EXTADDR –FAC EGWWZTZ –FAC EBBRZTZ
```

Should a message text become too long (maximum total number of characters allowed in a message is 2100 including header; 1800 pure text, depending on network type) to include all

---

**IFPS USERS MANUAL**

---

the extra addresses the message should be transmitted a second time to the IFPS including, in the extra address line, the additional extra addresses.

Flight plan submission via the NOP:

The extra addresses for re-addressing can be added in both the Free text and Structured editor. The editors perform a syntax check each time an address is added. The syntax is 8 characters.

(4)

#### ***System Processing***

Where the re-addressing function is used for a message submitted to the IFPS for processing, the IFPS shall indicate in the ACK the number of addresses in the re-addressing function that have been successfully processed. In the event that any addresses in the re-addressing function are submitted as incomplete, the IFPS shall invalidate that message.

#### **Example**

**-EXTADDR-NUM 015** where NUM shall always be a three digit number.

IFPS shall send a copy of the processed flight plan to the extra addresses 12 hours (720 minutes) before EOBT whenever the flight plan is acknowledged earlier than 12 hours before EOBT, or immediately if the the flight plan is acknowledged later than 12 hours before EOBT.

For all messages containing extra addresses, the IFPS shall check only the syntax, not the semantics of the given addresses, thus where an extra address is correct in syntax but incorrect as a valid AFTN address, the IFPS shall send any relevant messages to that incorrect address.

**Note** In this event, the appropriate AFTN communications centre should return a text message to the IFPS, indicating that the address is not valid.

## 15. ATS DATA EXCHANGE PRESENTATION (ADEXP)

### (1) *General*

The ATS Data Exchange Presentation (**ADEXP**) is an agreed standard for the transmission of ATS message data. The ADEXP format has been designed by EUROCONTROL for the exchange of messages between computers either directly or via a network.

The national administrations and the NM have agreed a maximum message length of 10K (approximately 10000 characters) for ADEXP messages.

ADEXP is a format, not a protocol. The format is a textual one, based on characters, and no restrictions are imposed on the transmission media or protocols to be used, other than that of the character set. ADEXP provides a format for use primarily in on-line, computer to computer message exchange.

The ADEXP format has been specified for use within the following areas of message exchange:

- Flight planning: exchange of flight plan data and associated messages between the IFPS, ATS and AOs.
- ATFCM: exchange of messages between the ETFMS of the NM and AOs and ATS.
- Air Traffic Control coordination: exchange of tactical coordination messages between ATCU.
- Airspace management: exchange of data between National ATSU, the NM and AOs concerning airspace availability.
- Civil/military coordination: messages concerning civil/military flight data and airspace crossing messages.

Although ADEXP is designed primarily for automated treatment, it is provided in a textual format based on characters which allow it to be more open and understandable, and the messages remain readable to a human operator.

Identified and retrievable fields in ADEXP shall be delimited by a special start-of-field character, as this approach improves the robustness of the format, in that if a field is absent or incorrect, it can be skipped and the remainder of the message may still be interpreted.

The ADEXP format is designed as a computer to computer exchange format which may be transmitted on different computer networks or on dedicated computer-computer links. In addition, a requirement exists to be able to exchange some ADEXP messages, typically flight planning and ATFCM related, on the AFTN, although messages which may be required to be transmitted via AFTN shall have their character set restricted.

The IFPS supports both ADEXP format and the ICAO AFTN format and is capable of receiving and outputting flight plan messages which conform with the ADEXP standard, however, the use of the ADEXP format in messages, other than the distribution by the IFPS of ACK, MAN and REJ operational reply messages, will rely on network developments.

### (3) *Message Format*

Identified and retrievable fields in ADEXP shall be delimited by a special start-of-field character, the hyphen character ('-') and identified by a specific keyword.

The first field shall be the mandatory title field, and the sequence of the subsequent fields shall not be relevant.

Due to their quantity, it is not practical either to list the primary- and sub- fields in ADEXP messages, or to indicate the format of each message type in ADEXP; such information is available upon request in NM Customer Support.

When transmitting messages in the ADEXP format, all flight data messages distributed by the IFPS shall contain the complete details of that flight, including the flight profile as calculated by the IFPS and the entire list of addresses to which that message is to be distributed.

---

**IFPS USERS MANUAL**

---

Exceptions to this are CNL and DEP messages, where only a limited number of elements are included in the message.

**Example of a cancel message in the ADEXP format**

```
-TITLE ICNL
-BEGIN ADDR
  -FAC CFMUTACT
  -FAC EGTTZGZP
  -FAC EHAAZQZX
  -FAC EHAAZRAA
  -FAC ELLZEZX
  -FAC EGZYTTE
  -FAC EGZYTTFO
  -FAC ELLZTZP
  -FAC ELLZPZI
  -FAC ELLZTZR
  -FAC EGZYTAD
  -FAC EGZYADEX
-END ADDR
-ADEP ELL
-ADES EHAM
-ARCID ABC434
-EOBD 050106
-EOBT 1135
-FILTIM 061014
-IFPLID AA47868964
-ORGNID ELLABCX
-ORIGIN -NETWORKTYPE AFTN -FAC ELLABCX
-SRC FPL
```

---

**IFPS USERS MANUAL**

---

Example of a flight plan in the ADEXP format

```
-TITLE IFPL
-BEGIN ADDR
  -FAC CFMUTACT
  -FAC EGTTZGZP
  -FAC EHAAZQZX
  -FAC EHAAZRAA
  -FAC EGLLZEZX
  -FAC EGZYTTE
  -FAC EGZYTTF0
  -FAC EGLLZTZR
  -FAC EGLLZPZI
  -FAC EGLLZTZR
  -FAC EGZYTAD
  -FAC EGZYADEX
-END ADDR
-ADEP EGLL
-ADES EHAM
-ARCID ABC434
-ARCTYP A319
-CEQPT SRGWY
-EOBD 050106
-EOBT 1135
-FILTIM 060126
-IFPLID AA47868964
-ORIGIN -NETWORKTYPE AFTN -FAC EGLLABCX
-SEQPT C
-WKTRC M
-OPR ABC
-PBN B2
-REG GAAPO
-RMK TCAS
-RVR 200
-SEL DSGL
-SRC FPL
-TTLEET 0034
-RFL F270
-SPEED N0402
-FLTRUL I
-FLTTYP S
-ROUTE N0402F270 BPK UM185 CLN UL620 REDFA/N0390F230
-ALTRNT1 EHRD
-EETFIR EGTT 0008
-EETFIR EHAA 0019
-BEGIN RTEPTS
  -PT -PTID EGLL -FL F000 -ETO 050106115100
  -PT -PTID BPK -FL F060 -ETO 050106120245
  -PT -PTID TOTRI -FL F107 -ETO 050106120605
  -PT -PTID MATCH -FL F115 -ETO 050106120630
  -PT -PTID BRAIN -FL F164 -ETO 050106120915
  -PT -PTID DAGGA -FL F181 -ETO 050106121010
  -PT -PTID *6CLN -FL F199 -ETO 050106121105
  -PT -PTID CLN -FL F223 -ETO 050106121220
  -PT -PTID ARTOV -FL F250 -ETO 050106121400
  -PT -PTID REDFA -FL F230 -ETO 050106122010
  -PT -PTID EHAM -FL F000 -ETO 050106124950
-END RTEPTS
-ATSRT UM185 BPK CLN
-ATSRT UL620 CLN REDFA
-RFL F230 REDFA
-SPEED N0390 REDFA
```

---

**IFPS USERS MANUAL**

---

Example of a change message in the ADEXP format

-TITLE ICHG  
-BEGIN ADDR  
    -FAC CFMUTACT  
    -FAC EGTTZGZP  
    -FAC EHAAZQZX  
    -FAC EHAAZRAA  
    -FAC EGLLZEZX  
    -FAC EGZYTTE  
    -FAC EGZYTTF0  
    -FAC EGLLZTZP  
    -FAC EGLLZPZI  
    -FAC EGLLZTZR  
    -FAC EGZYTAD  
    -FAC EGZYADEX  
-END ADDR  
-ADEP EGLL  
-ADES EHAM  
-ARCID ABC434  
-ARCTYP A319  
-CEQPT SRGWY  
-EOBD 050106  
-EOBT 1135  
-FILTIM 060934  
-IFPLID AA47868964  
-ORIGIN -NETWORKTYPE AFTN -FAC EGLLABCX  
-SEQPT C  
-WKTRC M  
-OPR ABC  
-PBN B2  
-REG GAAPO  
-RMK TCAS  
-RVR 200  
-SEL DSGL  
-SRC FPL  
-TTLEET 0034  
-RFL F270  
-SPEED N0404  
-FLTRUL I  
-FLTTYP S  
-ROUTE N0404F270 BPK UM185 CLN UL620 REDFA/N0392F230  
-ALTRNT1 EHRD  
-EETFIR EGTT 0008  
-EETFIR EHAA 0019  
-BEGIN RTEPTS  
    -PT -PTID EGLL -FL F000 -ETO 050106115100  
    -PT -PTID BPK -FL F060 -ETO 050106120240  
    -PT -PTID TOTRI -FL F107 -ETO 050106120600  
    -PT -PTID MATCH -FL F115 -ETO 050106120625  
    -PT -PTID BRAIN -FL F164 -ETO 050106120910  
    -PT -PTID DAGGA -FL F181 -ETO 050106121005  
    -PT -PTID CLN -FL F223 -ETO 050106121215  
    -PT -PTID ARTOV -FL F250 -ETO 050106121355  
    -PT -PTID REDFA -FL F230 -ETO 050106122000  
    -PT -PTID EHAM -FL F000 -ETO 050106124935  
-END RTEPTS  
-ATSRT UM185 BPK CLN  
-ATSRT UL620 CLN REDFA  
-RFL F230 REDFA  
-SPEED N0392 REDFA



(4)

***System Processing***

When distributing messages in ADEXP format, those messages shall necessarily contain the complete calculated profile of that flight in the section 'RTEPTS'. This section shall contain all those navigation points, including the departure and destination aerodromes, given in the filed route, plus, where the flight is filed on an airway, all those navigation points on that airway between the filed points of joining and leaving that airway.

When calculating the profile of a flight, where a navigation point is identified on more than one occasion in the same calculated flight profile, the ADEXP format has an agreed renaming convention where that navigation point name is re-formatted to include a sequence number.

**Example**

REN001  
REN002  
REN003

**INTENTIONALLY LEFT BLANK**

## 16. OPERATIONAL REPLY MESSAGE (ORM)

(1)

### General

Operational Reply Messages (**ORMs**) – ACK, MAN, REJ, – shall be used by the IFPS to indicate to a message originator the status of the processing of a submitted message.

The IFPS may, under certain circumstances, send a copy of the ORM to the aircraft operator.

ORMs shall be sent to message originators according to the following table:

Originator address	Operational Replies received from IFPS
All originator addresses except those which have requested not to receive ORMs.	ACK, MAN, REJ
Originator is the RPL system	ACK, REJ

When the message submission is done via the NOP, message originators shall receive ORMs the same way as if the message had been filed via AFTN or SITA.

If no ORMs are received (see Note), it remains the message originator's responsibility to check the message status. This can be achieved by consulting the flight's operational log in the Filing tab in the NOP Flight List.

**Note** This is the case if, for a message originator, "ACK, MAN, REJ required" are set to NO in NM CACD.

ACK ORMs for messages updating a flight plan (CHG, DLA, CNL) shall also be transmitted to the originator of the initial flight plan and to the address(es) found in the Copy ORMs (see Section 20) whenever an update has been processed from a different originator.

This is applicable when the following conditions are met for the originator of the initial flight plan:

- ACK ORM is required for the address.
- The originator is known and requires ACK ORM for flight plans or the originator is not known.
- For Copy ORMs, the Aircraft Operating Agency (AOA) requires ACK ORM for flight plans.

ORMs shall have only an ADEXP format; there is no equivalent ICAO/AFTN format.

Where a message originator does not receive an ORM in response to a submitted message after a significant amount of time, the message originator shall consider the original message submission to have failed and contact IFPS to check whether the message was received or not.

**INTENTIONALLY LEFT BLANK**

## 17. ACKNOWLEDGEMENT (ACK) MESSAGE

### (1) *General*

The ACK message is a means whereby the IFPS indicates successful processing of a submitted message against the environmental data held by the NM at the time of processing that message.

Such a processing may only take into account the criteria specified by the relevant member states against which they require flight plan messages to be checked by the IFPS. As such, successful processing by the IFPS cannot guarantee that a processed message is fully in accordance with each Member State's requirements, where they are not known to the NM CACD, nor does it ensure the correctness of any part of a flight that takes part outside the IFPZ.

The IFPS processing does not take into account criteria such as overflight or diplomatic clearances, ETOPS requirements, SAFA constraints, MNPS requirements, etc., so any message originator in receipt of an IFPS ACK message must also take into consideration such constraints and requirements.

For an acknowledged flight plan, the IFPS will reprocess that flight plan after its initial processing and ACK. The ACK for that initial processing shall not ensure compliance against the relevant criteria coincident with the EOBT of that flight, and a suspension or an IFPS-coordinated modification of that flight plan may occur should the IFPS be notified of any change made to the relevant airspace conditions.

### (2) *Requirements*

An **ACK** message shall be sent to the message originator when the submitted message has been successfully processed either automatically or following manual intervention by the IFPS staff. In the latter case, the ACK message is preceded by a MAN message, unless the message originator has chosen not to receive MAN messages.

When the message submission is done via the NOP, message originators shall receive an ACK message the same way as if the message had been filed via AFTN or SITA.

If no ACK message is received (see Note), it remains the message originator's responsibility to check the message status. This is especially the case if the Submit results window in the NOP stated: "QUEUED FOR CORRECTION" as the message has been sent for manual processing. The manual processing shall result in the message being acknowledged (ACK) or rejected (REJ). The checking can be achieved by consulting the flight's operational log in the NOP from the tab "Filing" in "Flight List".

**Note** This is the case if, for a message originator, "ACK required" is set to NO in NM CACD.

The originator, when not being the operator or the pilot, shall ensure that the conditions of acceptance of a flight plan and any necessary changes to these conditions as notified by IFPS are made available to the operator or the pilot who has submitted the flight plan.

The operator shall ensure that the conditions of acceptance of a flight plan and any necessary changes thereto as notified by IFPS to the originator are incorporated into the planned flight operation and communicated to the pilot.

### (4) *System Processing*

An ACK message shall automatically be sent by the IFPS to the message originator when a received message has been successfully processed either automatically or following manual intervention by the IFPS staff unless "ACK required" is set to NO for that message originator.

An ACK message may contain **one or several** fields "COMMENT". This is used to inform the message originator of an element in relation with the processing of the message.

Examples of COMMENT field:

—COMMENT THE EOBT UPDATE HAS CAUSED AN OVERLAP WITH A FPL WITH SAME  
ARCID AND OVERLAPPING FLYING PERIOD (N34DR LFPB1610 EDDT0115  
DOF/150317)

—COMMENT THIS FLIGHT MAY REQUIRE SPECIAL HANDLING BY ATC DUE TO 8.33  
kHz CARRIAGE REQUIREMENTS.

**—COMMENT MANDATORY 8.33KHZ RADIO EQUIPMENT REQUIRED FROM  
01/01/2018. <LIST OF FIRs> FIR MAY REQUIRE 8.33KHZ CARRIAGE BEFORE THIS  
DATE. CHECK AIP/AIC.**

**In the case of multiple comments, each comment starts on a new line as follows:**

**-COMMENT ....**

**-COMMENT ...**

Automatic processing in the IFPS may not mean that the flight plan has been accepted by the IFPS without modifications. The IFPS shall, for example, automatically insert the name of a suitable route between two points if none has been indicated in the received message. To distinguish between automatic processing without amendment by the IFPS and automatic processing including any amendment (or manual processing by IFPS Staff), two differently formatted ACK messages are available: 'Short ACK' when **no** modification has been made and 'Long ACK' for when modifications **have** been made.

The possibility to always receive Long ACK messages also exists within the IFPS. This option may be implemented for any concerned flight plan originator only after co-ordination with the NM Airspace Data Management Section (**AD**). A long ACK will always be sent to flight plan originators that are not defined ('unknown') in the NM systems.

**Note** AOs filing directly to the IFPS but not using the re-addressing function of the IFPS are responsible to ensure that all amendments made to a flight plan are communicated to all concerned addresses outside the IFPZ.

Message originators shall take careful note of the message contained within a long ACK message, especially where the IFPS Re-route Accepted feature is included in the original submitted message, to ascertain any amendments made by the IFPS.

Output: Long ACK example

—TITLE ACK	Acknowledgement of successful processing.
—MSGTYP FPL	Title of the original message.
—FILTIM 030830	Filing time of the submitted message.
—ORIGINDT 9710010200	Date and time of receipt of original message by the IFPS.
—BEGIN ADDR	
—FAC LHRWUAB	
—FAC EGLLBCX	
—END ADDR	
—EXTADDR -NUM 009	Number of additional addresses which have been sent to the IFPS in the 'AD' line.
—IFPLID AA00000102	Unique identifier of the flight plan in the IFPS database.
—MSGTXT	Complete message in ICAO format as accepted by the IFPS
—(FPL-ABC567-IS	
—B744/H-SDGIWIRYH	
—EGLL1500	
—N0487F330 BUZAD T420 WELIN UN57 TNT UL28 RODOL UP6 MIMKU/M083F330	
NATB STEAM/N0491F330 N202B TOPPS/N0465F310 DCT ENE/N0410F240 ENE4	
—KJFK0721 KEWR KBOS	
—PBN/B1D1 EET/EGPX0053 EGGX0129 20W0220 CZQX0259 40W0337 50W0440	
ADIZ0452 CZQX0504 CZUL0521 CZQM0558 KZBW0626 KZNY0654 REG/GCHGR	
SEL/EGJL RMK/TCAS EQUIPPED DOF/090503)	

## IFPS USERS MANUAL

Output: Long ACK example with comment

**-TITLE ACK -MSGTYP IFPL -FILTIM 190634 -ORIGINDT 1609190634**  
**-BEGIN ADDR**  
**-FAC LKPRTVSX**  
**-END ADDR**  
**-COMMENT MANDATORY 8.33KHZ RADIO EQUIPMENT REQUIRED FROM 01/01/2018.**  
**LKAA FIR MAY REQUIRE 8.33KHZ RADIO CARRIAGE BEFORE THIS DATE.**  
**CHECK AIP/AIC.**  
**-IFPLID AT00123379**  
**-MSGTXT (FPL-ABC123-IN**  
**-B739/M-SDFGHILORVWZ/LB1**  
**-LKTB1245**  
**-N0335F150 HLV**  
**-LKMT0027 LKTB**  
**-PBN/B1D1 COM/TCAS DOF/160919 RVR/200 ORGN/ABCDEFGH)**

Output: Short ACK example

<b>—TITLE ACK</b>	Acknowledgement of successful processing.
<b>—MSGTYP FPL</b>	Title of the original message.
<b>—FILTIM 030830</b>	Filing time of the submitted message.
<b>—ORIGINDT 0405031100</b>	Filing time of the original message expanded to give the year, month, date and time.
<b>—BEGIN ADDR</b>	
<b>—FAC LHRWUAB</b>	
<b>—FAC EDDFZPZX</b>	
<b>—END ADDR</b>	
<b>—EXTADDR -NUM 009</b>	Number of additional addresses which have been sent to the IFPS in the 'AD' line.
<b>—IFPLID AA00000102</b>	Unique identifier of the flight plan in the IFPS database.
<b>—BEGIN MSGSUM</b>	Summary fields of the message in ADEXP format.
<b>—ARCID ABC567</b>	
<b>—ADEP EGLL</b>	
<b>—ADES KJFK</b>	
<b>—EOBT 1500</b>	
<b>—EOBD 040503</b>	
<b>—ORGN LHRWUAB</b>	
<b>—END MSGSUM</b>	

Output: Short ACK example with comment

**-TITLE ACK -MSGTYP IFPL -FILTIM 190634 -ORIGINDT 1609190634**  
**-BEGIN ADDR**  
**-FAC LKPRTVSX**  
**-END ADDR**  
**-COMMENT MANDATORY 8.33KHZ RADIO EQUIPMENT REQUIRED FROM 01/01/2018.**  
**LKAA FIR MAY REQUIRE 8.33KHZ RADIO CARRIAGE BEFORE THIS DATE.**  
**CHECK AIP/AIC.**  
**-IFPLID AA00123379**  
**-BEGIN MSGSUM**  
**-ARCID ABC123**  
**-ADEP LKTB**  
**-ADES LKMT0027**  
**-EOBT 1430**  
**-EOBD 160915**  
**-ORGN ABCDEFGH**  
**-END MSGSUM**

## 17.1 General Procedure for Message Originators

The message originator shall receive the ACK message unless "ACK required" is set to NO for that message originator. Where a Long ACK is received, the message originator shall check for any amendments made by the IFPS, especially where the submitted message contained the IFPS Re-route Accepted authorisation (RMK/IFPSRA). Where any subsequent action is required of the message originator, then that party shall take that action.



## 18. MANUAL (MAN) MESSAGE

### (2) *Requirements*

A Manual (**MAN**) message shall be sent to indicate to the message originator that errors have been detected in the submitted message and that it has been referred for manual processing by the IFPS staff.

When the message submission is done via the NOP, message originators shall receive a MAN message the same way as if the message had been filed via AFTN or SITA if the Submit results window in the NOP stated: "QUEUED FOR CORRECTION".

### (4) *System Processing*

Where a submitted message fails automatic processing by the IFPS, that message shall, in most cases, be presented for manual treatment, at which time a MAN message shall be sent to the message originator unless "MAN required" is set to NO for that message originator .

After a delay for the necessary manual processing, a MAN message shall be followed either by an ACK message if the submitted message has been successfully corrected by the IFPS staff, or by a REJ message

**Note** AOs filing directly to the IFPS but not using the re-addressing function of the IFPS are responsible to ensure that all amendments made to a flight plan are communicated to all concerned addresses outside the IFPZ.

#### Output: MAN example

```
—TITLE MAN
—MSGTYP IFPL
—FILTIM 030830
—ORIGINDT 0405031100
—BEGIN ADDR
—FAC LHRWUAB
—FAC EGLLBCX
—END ADDR
—BEGIN MSGSUM
—ARCID ABC567
—ADEP EGLL
—ADES KJFK
—EOBT 1500
—EOBD 040503
—ORGN LHRWUAB
—END MSGSUM
```

### 18.1 General Procedure for Message Originators

The message originator shall receive the MAN message unless "MAN required" is set to NO for that message originator. No action is required of the message originator on receipt of a MAN message from the IFPS, and the message originator should not submit any other messages relating to that flight until such time as an ACK or REJ message is received for that invalid message.

**INTENTIONALLY LEFT BLANK**

## 19. REJECT (REJ) MESSAGE

### (2) Requirements

A Reject (**REJ**) message shall be sent to the message originator to indicate that the submitted message could not be processed successfully, either automatically or manually, and that the submitted message has not been accepted and processed by the IFPS.

When the message submission is done via the NOP, message originators shall receive a REJ message the same way as if the message had been filed via AFTN or SITA if the Submit results window in the NOP stated: "QUEUED FOR CORRECTION" or "REJECTED".

If no REJ message is received (see Note), it remains the message originator's responsibility to check the message status as the manual processing shall result in the message being acknowledged (ACK) or rejected (REJ). The checking can be achieved by consulting the flight's operational log in the NOP from the tab "Filing" in "Flight List".

**Note** This is the case if, for a message originator, "REJ required" is set to NO in NM CACD.

Each REJ message shall contain an error list (to a maximum of 10) giving the nature of the errors in free text followed by the offending field or fields.

If a flight with a flight plan that has been rejected is still to be operated, the Aircraft Operator shall amend and re-submit the corresponding message. A flight plan **must** be submitted to, and acknowledged by, the IFPS before the flight can operate under IFR as GAT within the IFPZ.

### (4) System Processing

Those submitted messages that fail automatic processing by the IFPS may be automatically rejected by the IFPS. Those that are not are presented to the IFPS staff for manual treatment which, if unsuccessful, shall result in that message being rejected back to the message originator for any necessary correction and re-submission to the IFPS.

When a message originator receives a REJ message because a flight plan for the same flight has already been accepted from another originating source, the error text shall read:

'The following FPL has already been received from another source'.

A copy of the existing flight plan, not the rejected flight plan, will be attached.

If a flight plan for an IFR/GAT flight or part thereof intending to operate within the IFPZ area receives a REJ message from the IFPS, then no flight plan will exist for that flight within the ATS Units concerned. It shall remain the responsibility of the message originator to take any appropriate action to ensure the successful submission of a flight plan for that flight.

#### Output: REJ example

```

—TITLE REJ -MSGTYP IFPL -FILTIM 060830 -ORIGINDT 1105061100
—BEGIN ADDR
—FAC LHRWUAB
—FAC EGLLBCX
—END ADDR
—COMMENT THIS MESSAGE HAS BEEN REJECTED AUTOMATICALLY (*)

—POS RTE N0120F060 GOLVA GOLVA3C (**)
—ERROR ROUTE: PROF195: GRZ L604 GOLVA DOES NOT EXIST IN FL RANGE
F000..F100
—MSGTXT
(FPL-ABC567-IS
—PA34/I-S/C
—LOWG1500
—N0120F060 GRZ L604 GOLVA
—LJMB0020
—EET/GOLVA0010 DOF/110506)

```

(\*): Only present when the message has been rejected automatically.

(\*\*): The field POSRTE (possible route) may only be present in REJ messages related to flight plan messages for which there is/are error(s) on the route. Depending on the case, the route described in the POSRTE field is either a system generated route or a route found manually by an IFPS staff.

Before re-filing with the route provided within the REJ message, the message originator shall assess if that route is operationally acceptable (length, countries overflown, weather, overflying permits, etc...).

It should be noted that the message present within the REJ message (after MSGTXT), in the case of a manual rejection, is the message as it was displayed to the IFPS staff at the moment of rejection. This means that it may be different to the message as filed originally.

Example: a flight plan comes for manual processing due to a syntax error. After correction of that error by the IFPS staff, a profile error is raised (CDR2 route closed). At the end of the processing if the IFPS staff rejects that flight plan, the REJ message will show a copy of the FPL with the syntax error corrected.

## 19.1 General Procedure for Message Originators

The message originator shall receive the REJ message unless "REJ required" is set to NO for that message originator. Then the message originator shall determine the necessary corrections to be made to the rejected flight plan or associated message, if necessary, after co-ordination with the AO. At such time that the corrections are completed, the corrected message shall be re-submitted to the IFPS for processing.

## 20. COPY OPERATIONAL REPLY MESSAGE (ORM)

### (2) *Requirements*

The IFPS shall try to determine from the flight plan the identity of the AO. If it is successful in doing so then it is possible that an operational reply message may be sent to the aircraft operator in addition to the message originator.

### (4) *System Processing*

Where the message originator address is the same as the address stored within the CACD for the AO (direct filing) then only one ORM is transmitted.

The 'Copy ORMs' shall only be sent to the central address of the AO as stored within the NM CACD. If the operational reply message is required by the AO at a remote office then the AO must forward the message accordingly, or to add the relevant address to the message using the re-addressing function.

The transmission of a 'copy' operational reply message to the AO depends on the following conditions:

- a) The IFPS must be able to determine the identity of the AO from the flight plan message.
- b) The AO must be 'known' within the NM CACD together with address information, etc.
- c) The AO must have made an explicit request to the NM Airspace Data Management Section (**DT**) to receive 'Copy ORMs' – they shall not be sent automatically to all AOs.

For AFPs, MAN and REJ messages are not copied by the IFPS to the corresponding AOCC (if it has been identified) but only ACK and always in 'long' format.

### 20.1 General Procedure for Aircraft Operators

AOs shall ensure that, should they require the 'Copy ORM' function to be used by the IFPS, that the relevant details have been submitted to the DT section.

**INTENTIONALLY LEFT BLANK**

## 21. DETERMINATION OF AIRCRAFT OPERATOR BY IFPS

### (2) *Requirements*

The IFPS shall determine the aircraft operator by analysing the following fields in the order shown:

- a) OPR/ information.
- b) Aircraft identification.

### (4) *System Processing*

Where the AO may be determined by the IFPS from the sub-field OPR indicator, and the information held therein is the recognised AO's ICAO code, no further analysis is performed, and the aircraft identification is not checked.

If the OPR indicator is not present, or the AO cannot be determined from the information contained in that sub-field, then the aircraft identification shall be analysed by the IFPS.

#### Examples

**OPR/BAW** This is interpreted as British Airways.

**RMK/OPR British Airways** This is not interpreted.

**(FPL-GFABW-** This is not interpreted.

**(FPL-GFA123-** This is interpreted as Gulf Air.

**250915 EGLLZPZX**  
**(FPL-BAW123-IS** This message would result in ORMs being sent to EGLLZPZX and, if requested, to the address stored in the NM CACD for BAW operations.

**250915 EGLLZPZX**  
**(FPL-GFABW-IS**  
**-OPR/BAW)** This message would result in ORMs being sent to EGLLZPZX and, if requested, to the address stored in the NM CACD for BAW operations.

**INTENTIONALLY LEFT BLANK**



## 22. ERROR TYPES

### (2) *Requirements*

Where a message submitted to the IFPS for processing fails that processing, the failed message shall have attached to it a list of error messages. Each error message shall be grouped into a type of error, and this type of error shall be indicated at the start of each error message.

Each error message contains a number that is unique to the error; this number may be used as search criteria to find the relevant part of this manual.

**Example**      **SYN116: MISSING OR INVALID FLIGHT TYPE**

### (5) *Error Messages*

An error type indicator shall precede each error message attached to every message that has failed automatic processing by the IFPS; these error types are:

## 22.1 Syntax

The syntax error type contains all those errors raised when the submitted message does not adhere to the prescribed formats and manner of specifying data as described in ICAO Doc. 4444, Appendices 2 & 3; ICAO Doc. 7030, EUR Region; the IFPS Software Requirements document, and in this document.

**Example**      **SYN116: MISSING OR INVALID FLIGHT TYPE**

## 22.2 Expanded Flight Plan Message (EFPM)

The Expanded Flight Plan Message (**EFPM**) error type contains those errors raised when data in the submitted message is inconsistent either with other Items in that message or with the existing IFPS flight plan database, or there is insufficient data to create a flight plan.

**Example**      **EFPM237: MESSAGE MATCHES EXISTING INVALID MESSAGES**

## 22.3 General Route

The Route error type contains all those errors raised where the data format and content in the route portion of the submitted message do not adhere to the prescribed formats and manner of specifying data, or are inconsistent with the NM CACD.

**Example**      **ROUTE126: FLIGHT RULES Y WITH NO VFR PART**

## 22.4 Rerouteing

The Rerouteing error type contains all those errors relating to the **AOWIR** use. These errors are internal IFPS/ETFMS only and are not output to external users.

**Example**      **REROUTING182: CANNOT ADD SPEED/RFL AT POINT <pt>. IT IS NOT ON THE NEW CONSTRUCTED ROUTE.**

## 22.5 Profile

The Profile error type contains all those errors raised where data inconsistencies or violations are found during the calculation of the flight profile of the submitted message.

**Example**      **PROF188:** FLIGHT PLAN DOES NOT COMPLY WITH 8.33 CARRIAGE REQUIREMENTS

## 22.6                      **Warning**

The Warning error type contains those errors that are generated to provide indications of difficulties in advance of the introduction of specific new checks to be carried out by the IFPS, e.g. RVSM and 8.33 kHz. Under these conditions, the error message is attached to the output message by the IFPS, but no manual processing error is raised.

**Example**      **WARNING:** FLIGHT PLAN WILL BE REJECTED AFTER [RVSM START DATE]

Warning error types may also be generated during internal IFPS processing of messages to assist in the manual treatment of messages by the IFPS staff.

**Example**      **WARNING256:** ACH BUILT FROM <msg type>

## 22.7                      **Association**

The Association error type contains those errors that may be generated during the processing of RPL files.

**Example**      **ASSOCIATION297:** OVERLAPPING ASSOCIATION DETECTED ON MULTIPLE {...} RFPD

## 22.8                      **Routing Assistance**

The Propose Routes tool in the NOP and FCHMI may use all those error message types used in the IFPS, but it may also use one type specific to the Propose Routes tool. A number of errors raised are specific to that system alone; such errors are of a type 'Routing Assistance Errors'.

**Example**      **RA270:** UNKNOWN AIRCRAFT TYPE

## 22.9                      **File Load**

The File\_Load error type contains those errors that may be generated during the load of RPL files.

**Example**      **File\_Load289:** NO RPLS DETECTED

## 23. IMPROVEMENT IN QUALITY OF SUBMITTED MESSAGES

(1)

### *General*

One of the tasks of the IFPS is to provide assistance in finding correct routes where genuinely needed, however, message originators are also required to take responsibility for the quality of any messages they send to the IFPS for processing.

The IFPS shall not be considered responsible for providing regular solutions to repetitive errors or fixing basic errors (e.g. SYNTAX). Where routeing assistance is given by the IFPS, details of that assistance should be noted for future use by the message originator, thus allowing for a concentration of the IFPS efforts where they are most required.

In an effort to increase the quality of messages submitted to the IFPS for processing, regular analyses shall be made by the Network Operations Support staff to identify repetitive or basic errors. In parallel, any repetitive error identified by the IFPS staff shall be notified via the CCMS.

Network Operations Support staff shall contact message originators to inform them of identified errors, and to agree a timescale for solutions. If, at the end of that agreed period, the message originator is still submitting the same errors to the IFPS, those repetitive errors shall be entered into a systematic rejection catalogue.

Identified flight plan message filers shall be listed in an internal operational instruction for the IFPS staff. The instruction shall contain the originator identifier and error condition for which no improvement was noticed. These entries shall be added to/modified/removed from the list, depending on the findings of the Network Operations Support staff upon interaction with the message originators. Every attempt shall be made to find a common solution suitable to all, before inclusion in the list.

To improve the effectiveness of flight plan treatment and to deliver flight planning assistance when possible, basic errors shall be set for automatic rejection in the IFPS.

(2)

### *Requirements*

Message originators shall be responsible for the submission to the IFPS for processing of flight plans and associated messages for all IFR/GAT flights or parts thereof intending to operate within the IFPZ.

Flight plans and associated messages sent to the IFPS shall take account of all **ATM** constraints and priorities as published by the NM and any relevant national administration.

Message originators shall ensure that the errors that cause invalid flight plan messages in IFPS are not repetitive or basic. Where a message originator has had a submitted message corrected by the IFPS, the details of that correction should be analysed and recorded for future use by that message originator.

(4)

### *System Processing*

The Systematic Rejection Catalogue is implemented within the NM Environment data as an extension to the ANU data. Each error in the IFPS is attributed a unique IFPS error reference number and that number may be assigned to ANUs to trigger systematic rejection.

A flight plan processing Boolean parameter is available to enable/disable the systematic rejection functionality.

Flight plan message item 18 sub-field STS may contain a number of data items indicating emergency or priority situations where systematic rejection is not appropriate. If a STS sub-field contains STS/HOSP, STS/SAR, STS/FFR or STS/MEDEVAC, the message shall never be systematically rejected.

---

## IFPS USERS MANUAL

---

Messages are identified for systematic rejection by either:

**Globally** - during IFPS processing of a message that contains errors, the IFPS shall check for each error whether the 'IFPS Error Reference Number' has been defined for global systematic rejection. If a match is found and the message does not contain any special STS priority indicators as listed above, the message is marked for systematic rejection.

**Flight Plan Originator** - During IFPS processing of a message that contains errors, the IFPS shall check for each error whether the 'IFPS Error Reference Number' appears in the Systematic Rejection Catalogue for this originator. If a match is found and the message does not contain any special STS priority indicators as listed above, the message is marked for systematic rejection.

**Associated Airline Operator** - During IFPS processing of a message that contains errors, the IFPS checks for each error whether the 'IFPS Error Reference Number' appears in the Systematic Rejection Catalogue for the ANU of type AOCC (identified either by the OPR or ARCID of the FPL message). If a match is found and the message does not contain any special STS priority indicators as listed above, the message is marked for systematic rejection.

For Each 'IFPS Error Reference Number' assigned to an ANU in the Systematic Rejection Catalogue, one of the following modes is selected:

**Manual Confirm** - During IFPS processing if a message is marked for systematic rejection, a message box shall be displayed prompting the IFPS staff to reject or continue editing the message.

**Automatic** - During IFPS processing, if a message is marked for systematic rejection, it shall be systematically rejected.

Messages that are to be rejected contain errors that are prefixed with an 'R' in much the same way ignored errors are prefixed with an 'I'. The error messages included in rejection messages shall contain this 'R'.

### 23.1 General Procedures

The IFPS staff shall process any submitted messages according to SCP1 and SCP2.

An internal operational instruction for the IFPS staff shall be updated regularly and shall contain a list of identified flight plan message filers and respective error conditions, as entered in the systematic rejection catalogue, for rejection. The contents of this instruction are the result of post operational investigations, and may be updated at any time.

The setting for the processing of the errors contained in the systematic rejection catalogue can be set either to 'Manual Confirm Mode' or 'Automatic Mode', the difference being that when in 'Manual Confirm Mode', an alert window indicating that the message is a 'candidate for rejection' is presented to the IFPS staff, who then have the possibility to override it.

Flight plan message field 18 sub-field STS can contain a number of data items indicating emergency or priority situations where systematic rejection is not appropriate. If a STS sub-field contains STS/HOSP, STS/SAR, STS/FFR or STS/MEDEVAC, the message is never systematically rejected

Automatic rejections are shown on the Reject message by the presence of (R); for example:

ERROR (R) SYN104: INVALID FIELD AT ROW=X, COL=Y

#### Exceptions - Treatment of RQP Messages

RQP messages originating from ATC units will normally require urgent treatment. If the originating address indicates that the RQP message is submitted by an ATC Unit, the above procedure shall not be applied.

## 24. IFPS RE-ROUTE ACCEPTED (IFPSRA)

### (2) *Requirements*

The IFPS Re-route Accepted feature is subject to those conditions applicable in the Quality of Submitted Messages and should not be considered to take priority over that instruction.

The remark 'IFPSRA' in the sub-field RMK, of a flight plan shall be considered as written authorisation from the message originator for the IFPS staff to manually correct the message where necessary and possible, without being required to obtain further agreement to those changes from the message originator.

If the IFPSRA indicator is present in the Item 18 sub-field RMK, the route field is empty or contains only the routing indicator 'DCT', and the aerodrome of departure and aerodrome of destination are inside the IFPZ, then it indicates that the message filer requests routing assistance from the IFPS.

It shall then be the responsibility of the message filer to ensure that any changes made to that message by the IFPS are checked and communicated to any necessary persons prior to the departure of that flight.

It shall remain the responsibility of the message filer to ensure that, where a message that includes this remark is submitted to the IFPS, that message filer shall have the means to receive the updated version of the message after any possible manual processing by the IFPS.

IFPS staff shall not re-route flights or construct routes without coordination under the following conditions:

- The flight plan originator address is associated to an ANU that has 'ACK Message Required' set to 'No';
- If the only available re-routeing option includes a change to the IFPZ entry/exit point;
- When the re-route enters a previously untouched national airspace.

It shall **not** be the responsibility of the IFPS to confirm that the AO receives a copy of any updated message containing the 'IFPS Re-route Accepted' authorisation.

### (3) *Message Format*

Where a message filer wishes to authorise the IFPS staff to make amendments to their submitted messages when necessary and possible, that message filer shall add the comment 'IFPSRA' in the RMK sub-field of the submitted message.

Where a message filer wishes to authorise the IFPS staff to assist them in finding a route, the 'IFPSRA' indicator shall be inserted in sub-field RMK, and the message submitted with an empty route field, or with only 'DCT' in the route field.

### (4) *System Processing*

The use of the 'IFPSRA' authorisation requires that the message originator receive a copy of the corrected/added data in the operational reply message.

The conditions when the IFPS does not send ACK messages and therefore re-routeing/routeing assistance shall not be executed by IFPS staff are when the flight plan originator address (AFTN or SITA) is associated to an ANU that has 'ACK Message Required' set to 'No';

## 24.1 General Procedures associated to the use of IFPSRA

Where a message submitted to the IFPS for processing contains the remark 'IFPSRA' in the RMK sub-field of that message, the IFPS shall treat that remark as authorisation to manually treat that message as necessary and where possible, taking into account the requirements laid out in the Quality of Submitted Messages.

Message filers shall not use the IFPSRA function for routing assistance when the flight may be subject to airspace access restrictions (e.g. military flights).

When a re-route enters a previously untouched national airspace or the re-route changes the IFPZ entry/exit point, the IFPS staff shall coordinate the necessary changes.

When the flight plan originator will not receive an ACK message, the IFPS staff shall coordinate the necessary changes.

Particular care shall be taken with military flights and flights with special status, as diplomatic clearances could be an issue in the event of any rerouting by the IFPS staff.

It should be noted that a flight plan accepted by the IFPS does not imply the issue of overflight permission; such requests must be made by the AO directly with the relevant authorities. Message originators who cannot accept a re-route due to diplomatic or overflight clearance constraints should not insert the comment 'IFPS Re-route Accepted' or 'IFPSRA' in the submitted message.

Where the IFPS staff determine that any necessary changes require coordination with the message originator, but no contact is possible in order to agree the changes, then that message shall be rejected back to the message originator. In these situations and when the workload is not high, the IFPS staff shall normally communicate a possible correction to the message originator via that message originator's AFTN or SITA address.

**Note** Messages that contain the remark 'IFPSRA' are subject to the rejection of repetitive errors procedure.

## 24.2 ANUs in the NM CACD Receiving 'NO' ACK Messages

Error message ref.	N/A
<b>Explanation:</b>	Where a message is submitted to the IFPS for processing from an address associated to an Air Navigation Unit that is defined in the NM CACD with the requirement for ACK messages set to NO, that address shall not receive ACK messages from the IFPS. If such an address submits a message containing the comment 'IFPSRA', they will not receive any indication of changes made by the IFPS staff that would normally be provided in the ACK message.
<b>Instruction:</b>	Where IFPS staff identify that the flight plan originator will not receive an ACK message from the IFPS, then it is not possible to treat that message without coordination. If no contact or no agreement on correction can be made the message shall be rejected. Flight plan messages with STS/FFR, STS/SAR, STS/MEDEVAC or STS/HOSP shall be manually forced through processing by the IFPS staff using the 'ignore' option as appropriate, and adding any relevant IFP indicators as necessary.

## 25. IFPS MANUAL PROCESSING PROCEDURES

### (2) *Requirements*

The IFPS is responsible for the reception, verification and distribution of flight plan data for all IFR/GAT flights within the IFPZ. AOs have a legal responsibility (ref. National AIPs and ICAO Doc. 7030) to ensure that all flight plans and associated messages for IFR/GAT flights or parts thereof intending to operate within the IFPZ shall be submitted to the IFPS for processing.

The IFPS is not responsible for the reception, verification and distribution of flight plan data for flights outside the IFPZ. However, the NM has agreed to distribute a copy of flight plans it receives that penetrate, Rostov, Kaliningrad or Belarus airspaces. These messages shall be output to the addresses UUUWZDZX (for Rostov and Kaliningrad) and to UMMMZDZX (Belarus), with any necessary further distribution within that airspace being undertaken by the Rostov, Kaliningrad or Belarus authorities. AOs have still the legal responsibility to ensure that all flight plans and associated messages for flights within Rostov, Kaliningrad and Belarus airspaces are being addressed to the appropriate ATC Units responsible for these flights.

Those messages submitted to the IFPS for processing that fail automatic processing may be passed to the IFPS staff for manual treatment.

All messages presented to the IFPS staff for manual treatment shall have attached an indication of the relevant errors causing that message to fail automatic processing. Upon receipt of such messages, the IFPS staff shall confirm the validity of those error messages through the relevant documentation, such as the RAD.

Should an error be found by the IFPS staff to be inaccurate, the details and conditions of that error shall be reported [see NM Operational Problem Reporting in the Network Operations Handbook]. That error indicator, its conditions and any necessary manual treatment actions shall then be promulgated to all the IFPS staff through an operational instruction.

The conditions governing the manual treatment of messages by the IFPS staff are contained in the Standard Correction Procedures.

Under certain conditions, those messages that are passed to the IFPS staff for manual treatment may be forced through processing while still containing some identified errors. Such messages shall have an IFP indicator attached to that message in order to highlight those identified errors that have been accepted by the IFPS.

### (4) *System Processing*

All messages submitted to the IFPS for processing shall pass through a number of processes that are carried out automatically by the IFPS.

The IFPS is capable of carrying out a number of automatic corrections when processing messages, but where such corrections cannot be made, those messages shall either be automatically rejected or shall be passed for manual treatment by the IFPS staff.

Where manual actions are carried out on an invalid message by the IFPS staff, those actions shall be automatically recorded in the flight plan history, indicating the user identification of the IFPS staff member and the result of the action carried out.

Where any message fails automatic processing by the IFPS and is passed for manual treatment by the IFPS staff, that manual treatment shall be governed by the Standard Correction Procedures (SCP1 and SCP2) unless covered by a specific procedure indicated in this manual.

## IFPS USERS MANUAL

The following diagram illustrates the processes applied to all messages received by the IFPS:

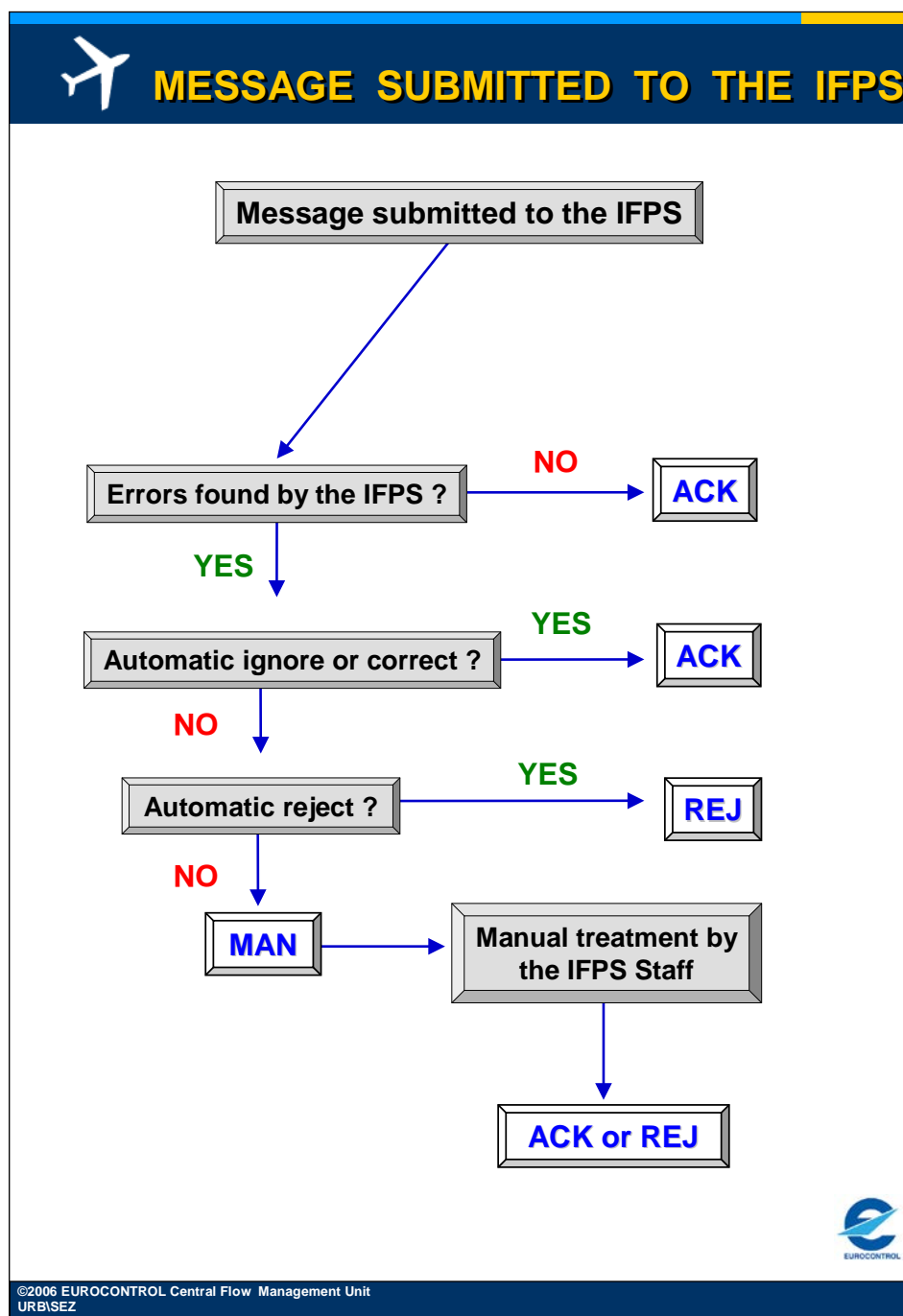


Figure 25-1 Message Submitted to the IFPS

All messages presented for manual treatment must be edited by the IFPS staff. All messages must be treated without undue delay upon being called to the flight plan editor function; where the message cannot be treated in a timely manner, the flight plan editor function shall be ended by the IFPS staff member concerned, in order that the message may be treated by another IFPS staff member.

Spurious characters and free text, especially non-alphanumeric characters such as \* ! ~ # @ should not be added unnecessarily to any message by the IFPS staff.

It should be noted that RPLs do not generate MAN ORMs when processed by the IFPS.



## 26. STANDARD CORRECTION PROCEDURE 1 (SCP1)

### (2) Requirements

The Standard Correction Procedure 1 (**SCP1**) shall be used by the IFPS staff where it is necessary to make decisions about message treatment for flights departing, arriving and overflying the IFPZ.

Detailed procedures for specific errors can be found in section 156 IFPS Error Messages.

### 26.1 SCP1 General Procedures

During the verification of flight plan data messages, the IFPS may fail the automatic processing of messages and pass them for manual treatment by the IFPS staff. Where this occurs, any amendments to be made by the IFPS staff that require a change to the trajectory of the flight in the submitted message (under certain conditions), changes on key fields such as aircraft identification, Estimated Off-Blocks Time, Estimated Off-Blocks Date and any other error subject to SCP1 shall be coordinated with the message originator before such changes are made to that message.

Aircraft operators who wish to be contacted via a contact point other than indicated by the AFTN/SITA address of the submitting originator shall clearly indicate this in the ORGN sub-field of Item 18, e.g. ORGN/TELEPHONE CONTACT 32 2 729 98 05. Where such an indication is not included and contact with the AFTN/SITA originator is not possible, the message originator wishes to file the proposed correction themselves or agreement cannot be reached on the required correction, the message shall be rejected or suspended.

If no contact can be made with the message originator and the necessary action concerning the required correction is unclear or ambiguous, the message shall be either:

- Rejected back to the message originator for them to correct;
- Suspended when the flight plan is generated from RPL data and the departure aerodrome is inside the IFPZ;
- Deleted from the invalid message database when a specific procedure dictates this action;
- In exceptional cases, forced through processing with the appropriate IFP indicators attached.

**Note** A change of trajectory shall be any change to the track, speed or flight level of the submitted message.

Exceptions to this procedure are the inclusion of the sub-field RMK, of the comment 'IFPSRA'. In this case, it may be possible to manually treat that message without coordination except whenever the originator address is displayed in red, as this indicates that no ACK message will be sent to the flight plan originator. The cases where this will happen are:

- The address is associated to an ANU that has 'ACK Message Required'='No'
- There is no originator address (e.g. RPL)

**Note** Exceptions to the rule are FNM/MFS messages, which do not generate ACK messages.

In these cases, the route should be amended accordingly and the procedure 26.1 of this manual shall be applied.

Under particular conditions and for certain message types, some submitted messages shall not be rejected by the IFPS, regardless of errors contained within those messages. Those message types that shall not be rejected are:

- FPL with source AFIL.
- FNM & MFS.

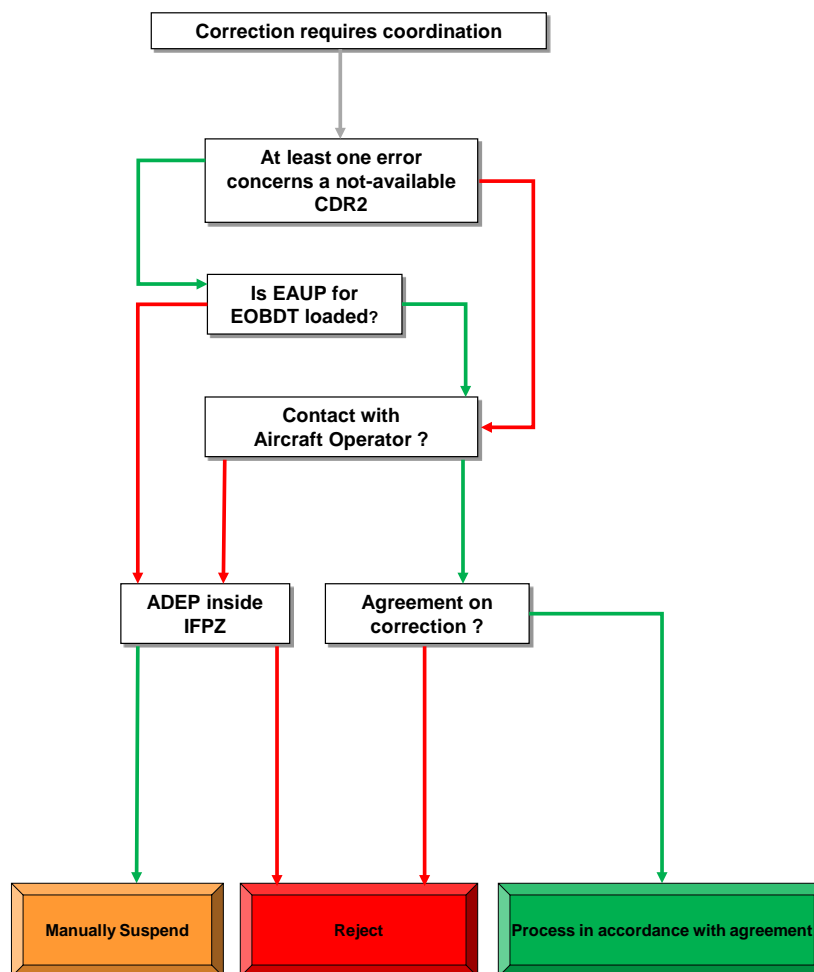
- FPL with STS/FFR, STS/SAR, STS/HOSP, STS/MEDEVAC: Where any of these STS indicators is indicated and contact with the message originator is not possible, the message shall be forced using the appropriate IGNORE or other internal procedures and inserting the relevant IFP indicator.

Wherever possible, any errors on FNM and MFS messages shall be forced through processing by using the Ignore function and an indication of that error shall be given through the addition in Item 18 of that message of IFP indicators.

## 26.2 SCP 1 Tables

The following flow charts gives an indication of the decision processes governing the manual correction by the IFPS staff of all messages **except** those containing errors in Aerodrome of Departure, Aerodrome of Arrival or Alternate Aerodrome, or re-addressing. The processes governing the correction of these errors are detailed in the Standard Correction Procedure 2. It should be noted that where a message is rejected by the IFPS staff due to a trajectory error, the corresponding REJ message will in most cases contain a field named POSRTE. POSRTE constitutes an IFPS compliant route which can be used when the message is re-filed to IFPS. More details can be found in section 19: REJECT (REJ) MESSAGE.

### SCP1 TABLE for RPL



## IFPS USERS MANUAL

Figure 26-1 SCP1 Table for RPLs

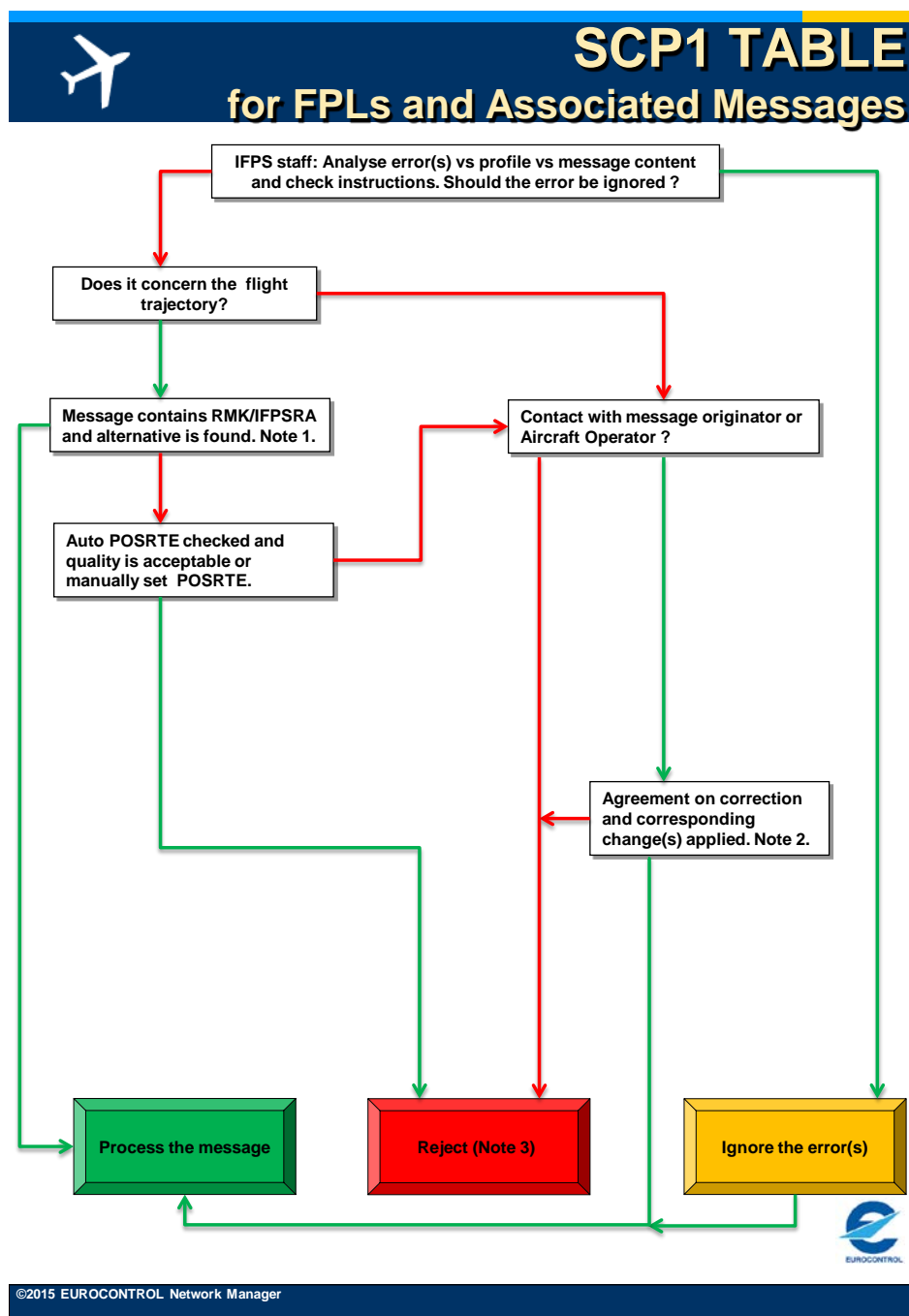


Figure 26-2 SCP1 Table for FPLs and Associated Messages

Green arrow means YES and red arrow means NO.

**Note 1**

If the message contains the remark 'IFPSRA', then it is possible to manually treat that message without co-ordination. However, as stated in section 24. RMK/IFPSRA there are 3 exceptions:

- The message originator address is associated to an ANU that has "ACK Message Required" set to no.
- The only available re-routing option includes a change to the IFPZ entry/exit point.
- When the route enters a previously untouched national airspace.

**Note 2**

Where a route is changed during the telephone contact with the message originator, the IFPS staff shall ask the message originator to check the new route in the ACK or give a description of the change (either verbally or by means of a transmitted message) where the originator is not receiving an ACK message.

## IFPS USERS MANUAL

**Note 3** Where the flight indicates **STS/FFR**, **STS/SAR**, **STS/MEDEVAC** or **STS/HOSP** and contact with the message originator is not possible, the message shall be forced using the appropriate **IGNORE** or other internal procedures and inserting the relevant IFP indicator. Where the error relates to the equipment field (Item 10), and that error is syntactical, it cannot be ignored. In such cases the IFPS staff shall copy the originally-filed equipment and insert it under **RMK/** with the following text: 'Originally filed equipment...' then the IFPS staff shall correct the syntax and whenever possible send a transmit message to the message originator to inform them of the modification(s) made to the flight plan and suggesting to send a **CHG** to improve the accuracy of the flight plan data.

### 26.3 Use of IFPSTOP/IFPSTART in SCP1

<b>Error message ref.</b>	N/A
<b>Explanation:</b>	The IFPS shall raise errors against any data described in the NM CACD. This includes the IFPZ and some additional data outside this area. The IFPS does not have any responsibility or authority to enforce either non-compliance with ICAO standards, or compliance with the NM Environment data (e.g. route availability, SID/STAR) outside its legal area of responsibility (IFPZ), with exceptions for RVSM.
<b>Instruction:</b>	As a general rule, such errors shall be <b>ignored</b> or avoided by the use of <b>IFPSTOP/IFPSTART</b> by the IFPS staff. In applying this general rule, the IFPS staff shall ensure that the correct entry/exit conditions are met.

### 26.4 Flights within the Rostov, Kaliningrad and Belarus FIR Airspaces

The NM CACD includes adjacent additional FIRs mainly in order to ensure accurate profiles in ETFMS (ENV\_EXTR area). By inclusion of these FIRs, the IFPS calculates the ATC Unit Airspaces (**AUA**) to which flight plans would normally be sent; however, the flight plan distribution parameters have been set to 'No' for these additional AUAs, thus suppressing flight plan output. Exceptions to this are the Kaliningrad, Rostov and Belarus FIRs.

The NM has agreed to distribute a copy of those flight plans it receives that penetrate URR\*, UMK\* and UM\* airspaces by enabling output to the following addresses:

- UUUWZDZX for Kaliningrad and Rostov,
- UMMMZDZX for Belarus,

This does not alter the responsibility of aircraft operators to submit flight plans directly to URR\*, UMK\* and UM\* ATC Units.

The NM CACD display shows URRVFIR, UMKKFIR and UMMVFIR within the FPM\_COPY Area.

## IFPS USERS MANUAL

### 26.5 Re-routeing Outside the IFPZ

<b>Error message ref.</b>	N/A
<b>Explanation:</b>	The IFPS does not carry out any checking outside the IFPZ, so no changes should be made to that part of the route without coordination/agreement with the flight plan originator or aircraft operator.
<b>Instruction:</b>	<p>When re-routeing a flight, the IFPS staff <b>shall</b> ensure that the part of the route outside the IFPZ is not changed. If the only available re-routing option includes a change to the IFPZ entry/exit point, the change <b>shall</b> only be made after coordination/ agreement with the flight plan originator or aircraft operator.</p> <p>If the change to the IFPZ entry/exit point is the only option and no contact is possible and the flight requires special handling (STS/FFR, HOSP, MEDEVAC or SAR), the original route <b>shall</b> be forced through processing by the IFPS staff using the appropriate <b>ignore</b> or other internal procedures and inserting the relevant IFP indicator (SCP1)</p> <p>If the change to the IFPZ entry/exit point is the only option and no contact is possible, the message <b>shall be rejected</b>.</p> <p>If a re-route proposal containing a change to the IFPZ entry/exit point is sent via the transmit function to the flight plan originator, the message sent <b>shall</b> contain the following 'PLEASE CHECK THE PART OF THE ROUTE OUTSIDE THE IFPS ZONE'.</p>

### 26.6 Flights with Route Coordinated with ATC

Special flights such as test flights, military flights, pollution aerial surveillance flights or any other flights may have routings which are not compliant with airspaces constraints such as RAD, DCT, CDR, OAT portions, etc.

In case the routing has been coordinated and agreed with the relevant ATC/FMP, it is recommended for the message filer to indicate such prior coordination/agreement in item 18 of the FPL under the RMK field (RMK/) with the following text:

#### RTECOORDATC

This is an abbreviation for ROUTE COORDINATED WITH ATC. It is strongly recommended to use the short text string RTECOORDATC rather than the full text or any equivalent to enable automatic system recognition.

When deviation from airspace constraints affects more than one ATC unit, it is recommended to also indicate namely the ATC units involved.

<b>Error message ref.</b>	Various possibilities of ROUTE and PROFILE errors.
<b>Explanation:</b>	Deviation from airspace constraints has been granted by ATC prior the FPL submission.
<b>Instruction:</b>	<p>The IFPS staff shall ignore all ROUTE and PROFILE errors and shall insert the relevant IFP indicators (see Section 68).</p> <p><b>Note:</b> The IFP indicator ERRROTECOORD shall only be inserted if:</p> <ul style="list-style-type: none"> <li>• IFPS holds a written confirmation of the agreement or</li> <li>• The flight is covered by an operational instruction or</li> <li>• The agreement has been obtained by a contact initiated by IFPS.</li> </ul>

**IFPS will not check the validity of the text RTECOORATC.**

**If an ATC unit or an FMP note an abuse in the use of such remark (no coordination/agreement took place, routing submitted was different than routing agreed), then that ATC unit/FMP shall contact directly the aircraft operator.**

**For civil flights, if there are difficulties to contact or find the aircraft operator, the NM Aircraft Operator Liaison Cell (AOLC) may be contacted at:**

**[nm.aolc@eurocontrol.int](mailto:nm.aolc@eurocontrol.int)**

**For military flights, if there are difficulties to contact or find the aircraft operator, the NM Military Liaison Officer (MILO) may be contacted at:**

**[NM.milo@eurocontrol.int](mailto:NM.milo@eurocontrol.int)**

**When the situation of abusing the remark RTECOORATC is evaluated as a significant risk or a potential hazard to aviation safety, contact shall also be achieved through the appropriate NSA/CAA.**

## 27. STANDARD CORRECTION PROCEDURE 2 (SCP2)

### (2) Requirements

The Standard Correction Procedure 2 (**SCP2**) shall be used by the IFPS staff where it is necessary to make decisions about message treatment when errors are encountered in the re-addressing function.

There are also specific procedures that shall be followed by the IFPS staff where a message contains an error in the Aerodrome of Departure or in the Destination or Alternate Aerodrome.

Detailed procedures for specific errors may be found in the sections relevant to those errors. Where those sections refer to this procedure in the manual correction process by the IFPS staff, the instructions detailed in this section shall be followed.

### 27.1 SCP2 General Procedures

During the verification of flight plan data messages, the IFPS may fail the automatic processing of messages and pass them for manual treatment by the IFPS staff.

Where an error occurs in the syntax of the re-addressing function of the flight in the submitted message, those errors shall only be corrected or ignored (e.g. 5 days EOBDDT errors before a long public holiday weekend) by the IFPS staff in the event that:

- The message originator has been successfully contacted
- or**
- The necessary action concerning the required correction is clear and unambiguous
- or**
- Where it is an error in the re-addressing:
  - If the departure aerodrome is outside the IFPZ, and the message originator and AO are not contactable, the invalid address shall be deleted and the message originator shall be advised of such via an AFTN or SITA message or
  - If the departure aerodrome is inside the IFPZ and it is not possible to contact the message originator to coordinate a correction, the message shall be rejected.

In such cases, it shall be the responsibility of the message originator to confirm the correct address, and to take the appropriate action based on that confirmation.

### 27.2 SCP2 Table for Aerodrome of Departure, Destination or Alternate Destination

The following flow chart gives an indication of the decision processes governing the manual correction by the IFPS staff of messages containing errors in the aerodrome of departure, destination or alternate destination.

## IFPS USERS MANUAL

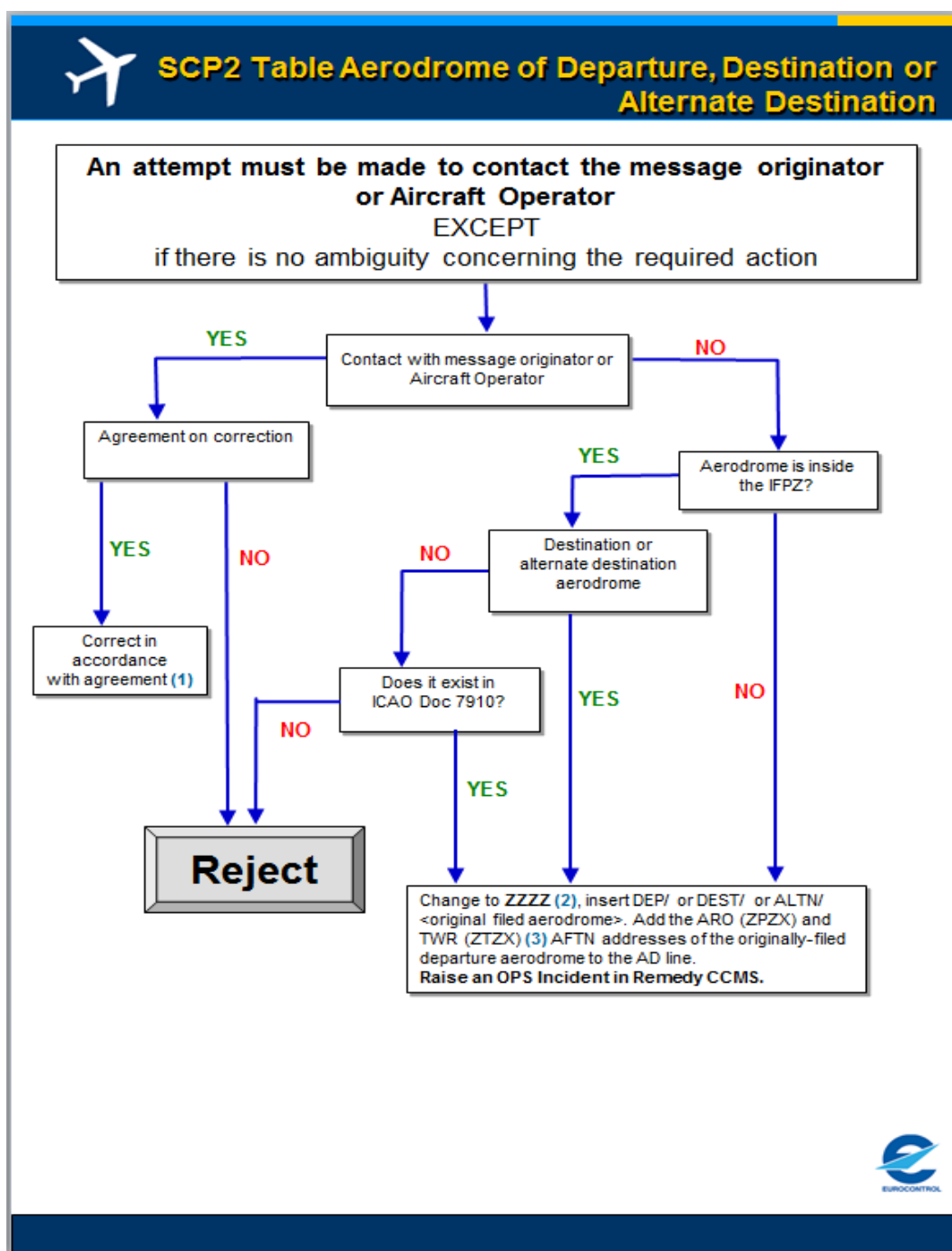


Figure 27-1 SCP2 Table for Aerodrome of Dep, Dest or Altn Destination

**Note (1)** Should changes be made during telephone contact with the message originator, the IFPS staff should give a description of those changes, or at least ask the message originator to check the changes in the ACK message sent out by the IFPS.

**Note (2)** Where relating to an unknown destination or alternate destination aerodrome, the IFPS staff should check ICAO Doc. 7910 for that designator; where it is found, the IFPS staff shall raise an OPS Incident in Remedy CCMS.

**Note (3)** The insertion of the TWR ARO addresses should only apply to those unknown departure aerodromes which may be determined as inside the IFPZ and which are known in ICAO Doc.7910.



## 28. FLIGHT PLAN REPROCESSING

### (1) *General*

Once processed by the IFPS, flight plans are subject to flight plan reprocessing, in which all flight plans held by the IFPS are subject to a reprocessing against any possible environment modifications that may impact them.

Each flight plan held in the IFPS valid flight plan database shall be reprocessed against the NM CACD every 30 minutes until the EOBT of that flight.

This reprocessing is intended to accommodate the on-line input of dynamic environment data such as RAD restrictions and airway closures in the NM CACD at any time. When such on-line inputs are made, any existing valid flight plans held by the IFPS will not have been checked against the new restrictions, thus necessitating the introduction of reprocessing.

This reprocessing feature, in conjunction with the on-line input of new RAD restrictions and closures of airways, is designed to develop greater consistency of flight plan data between the AO, ATS and the NM by reprocessing flight plans against constraints (closures) and opportunities (openings) and/or corrections of RAD restriction in the NM CACD.

### (2) *Requirements*

The reprocessing of the IFPS flight plan database shall occur automatically every 30 minutes as from 12 hours (or filing time if less than 12 hours) prior to the EOBT of each flight plan until the EOBT of each flight plan.

### (4) *System Processing*

Where a flight plan is reprocessed during one of the possible events and is found to be inconsistent with the NM Environment data at that time, the following process shall take place:

### 28.1 Filing time (or - 12 hours before EOBT) to - 1 hour (included) before EOBT

Any flight plan found to be inconsistent with the NM Environment data at that time shall be given an IFPS status of REVAL\_SUSPENDED. The IFPS shall send an internal change message to the ETFMS; this change does not alter the existing flight plan data in any way, but provides the ETFMS with the necessary information in order that the flight plan shall be suspended via a Flight Suspension (FLS) message.

Flights originating from outside the IFPZ or flights with STS/HOSP, FFR, SAR or MEDEVAC in Item 18 shall not be suspended and shall be given the REVAL\_ADVISORY status (see 28.2 EOBT – 1 hour (excluded) to EOBT).

#### Example of FLS content

```

—TITLE FLS
—ARCID ABC101
—IFPLID AA12345678
—ADEP EGLL
—ADES LIRF
—EOBD 020423
—EOBT 0945
—NEW RTE N0447F390 MID UN615 XAMAB UL612 MILPA UM730 BEROK UL153 XIBIL
—COMMENT INVALID ROUTE BY REVALIDATION
—ERROR PROF: RS: TRAFFIC VIA MILPA UM135 GVA IS ON FORBIDDEN ROUTE [LS2026A]
—ERROR PROF: RS: TRAFFIC VIA VEROB UM135 TOP IS ON FORBIDDEN ROUTE [LILS1004A]
—ERROR PROF: RS: TRAFFIC VIA UNITA UL50 ELB IS ON FORBIDDEN ROUTE [LI2019A]
—TAXITIME 0020

```

An 'early FLS' shall be sent between -12 to -2 hours before the EOBT to the flight plan originator, to the originator of subsequent associated messages and to the AOCC (when the AOCC is defined as receiving copies of IFPS ORM messages).

---

## IFPS USERS MANUAL

---

An FLS shall be sent between -2 to -1 hours before the EOBT to:

- The AOCC (when that AOCC is defined as receiving copies of IFPS ORM messages, IFPS and/or CASA).
- The AOCU or Handling Agent or both or none according to ENV setting.
- The flight plan originator and to the originator of any subsequent associated messages
- The ADEP ARO if no AOA is retrieved.
- The ADEP TWR, or the ADEP FMP if no TWR in the ATFM adjacent area.
- The ADEP TMA, EN-ROUTE ACCs and ADES TMA if requested by the ATC.

**Note** Originators of flight plan messages when being suspended shall not react to the FLS by contacting the Flow Management helpdesk. Only a CHG, CNL or DLA message can appropriately act on the flight suspension. The FLS message contains a proposed route in the NEW RTE field.

In case of early re-opening of routes or deactivation of a RAD restriction, the IFPS supervisor shall identify via the 'non compliant listing' function those flights planned to take off in less than an hour in order to de-suspend them via the force compliant function.

### 28.2 EOBT – 1 hour (excluded) to EOBT

The flight shall be given an IFPS status REVAL\_ADVISORY and a message shall be automatically sent to the flight plan originator that contains the aircraft identification, aerodrome of departure, aerodrome of destination, EOBT, EOBD, and in most cases a proposed alternative route preceded by the list of errors generated in the reprocessing.

It is strongly recommended for the flight plan originator to amend the route using the alternative present in the message **or** any other alternative providing that the new routing is IFPS compliant.

In case the alternative route proposed in the message is used, it remains the flight plan originator's responsibility to assess if that route is operationally acceptable (length, countries overflown, weather, overflying permits, etc...).

Flights originating from outside the IFPZ or flights with STS/HOSP, FFR, SAR or MEDEVAC in Item 18 shall not be suspended and shall be given the REVAL\_ADVISORY status.

The text used in the message to indicate a reprocessing failure shall be:

'YOUR FPL'ARCID EOBT EOBD ADEP ADES' HAS FAILED IFPS REVALIDATION'

'IF NO REROUTE IS FILED EXPECT A SIGNIFICANT OPERATIONAL PENALTY'

Operational penalty indicates that if the route is not amended prior departure to an IFPS compliant route, ATC may have to re-route the flight to avoid an airspace constraint (closed airspace, closed route, etc) with the possible consequence of a route extension.

Where the flight that has been generated from RPL data and the system cannot determine any addresses, an alert message is sent to all logged-on IFPS workstations. The alert message contains the same text that is transmitted in automatic mode, and the IFPS staff shall attempt to contact the ANU associated with the RPL originator.

## IFPS USERS MANUAL

## 28.3 General Procedures for REVAL\_SUSPENDED

TABLE 1: Revalidation Suspended

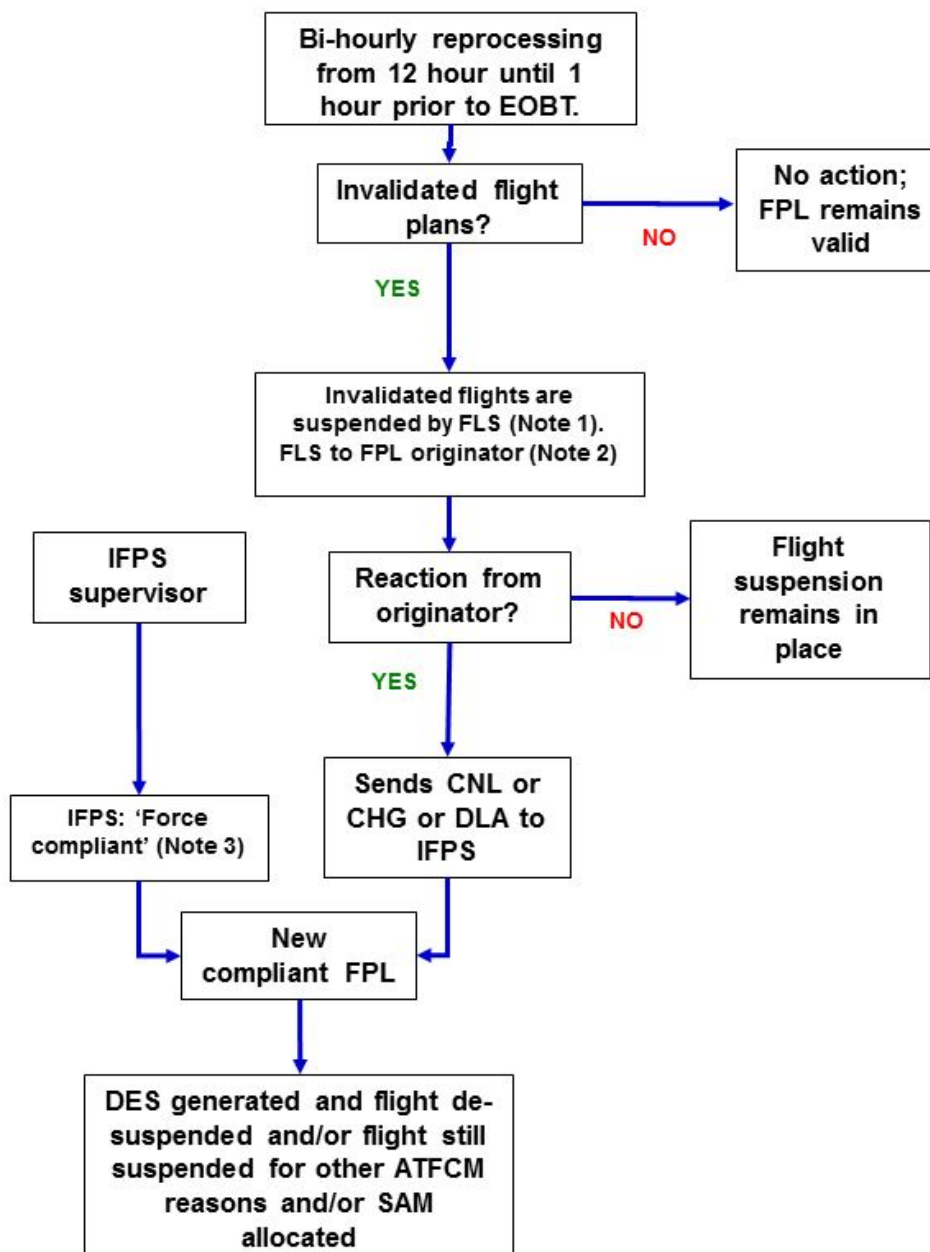


Figure 28-1 IFPS Reprocessing, Table 1

**Notes (1)** Flights departing from outside the IFPZ and/or flights with STS/HOSP, FFR, SAR or MEDEVAC are not subject to this process and shall fall under Table 2: 'Revalidation Advisory' procedure.

**Notes (2)** For any suspended RPLs, the Flight Suspension Message shall be sent to the address specified in the copy ANU feature as defined by the AO in the NM CACD, when known.

**Notes (3)** In the case of a wrong flight suspension of a flight plan message (e.g. incorrect RAD capture) or where the flight suspension is not applicable any more (e.g. end of military exercise and route re-opens), the IFPS staff may use the 'force compliant' feature to generate and reprocess a correct flight plan, which is then sent to the ETFMS, thus removing the flight suspension. This action may also be carried out after a telephone call from a flight plan originator and whenever a flight is identified as being genuinely wrongly invalidated.

## IFPS USERS MANUAL

## 28.4 General Procedures for REVAL\_ADVISORY

The system automatically sends a message to the flight plan originator that contains sufficient information for the flight plan message originator to take action on that message via a submitted CHG, DLA, or CNL and re-file to achieve a compliant flight plan message in the IFPS.

When the flight that has been generated from RPL data and the system cannot determine any addresses, the system sends an alert message to all logged-on IFPS workstations. The alert message contains the same text that is transmitted in automatic mode.

**TABLE 2: Revalidation Advisory**

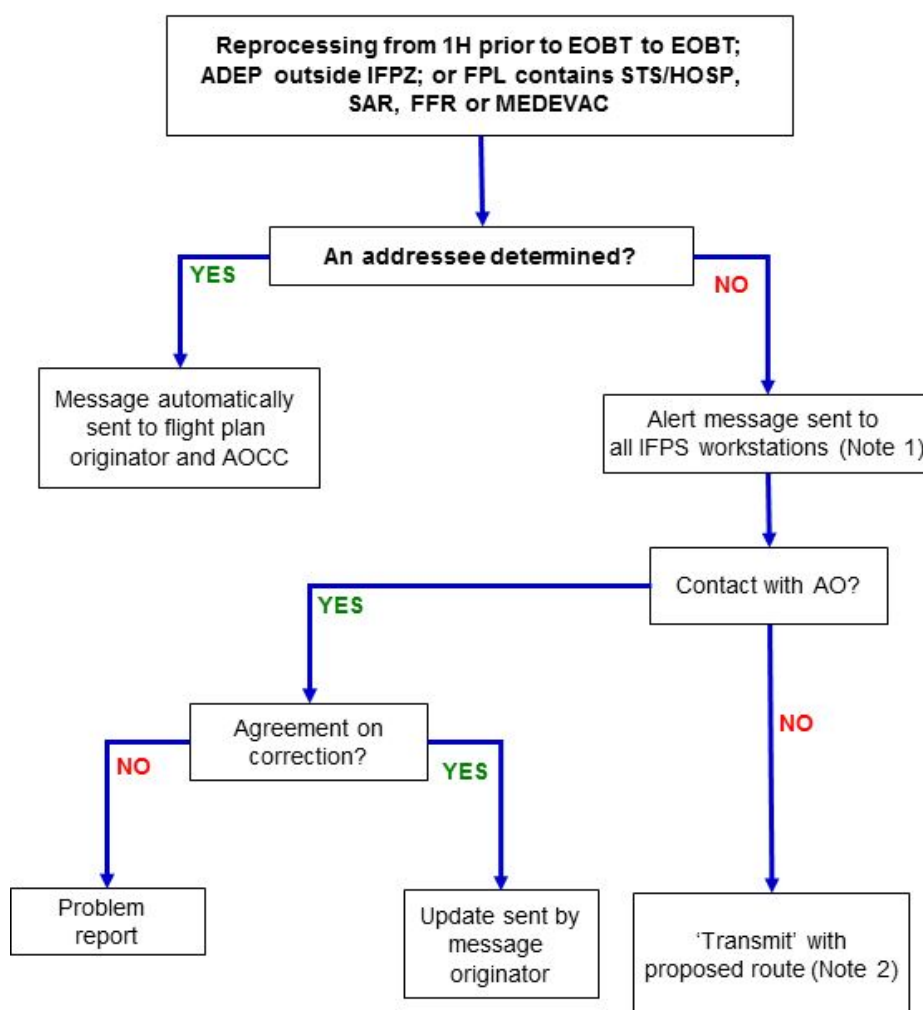


Figure 28-2 IFPS Reprocessing, Table 2

**Note (1)** The alert list entries is performing in such a way that if one IFPS staff acknowledges an entry, the other IFPS staff shall not be able to see that this entry has already been dealt with. It shall be the responsibility of the IFPS duty supervisor to organise the staff in order to ensure that the list is dealt with efficiently, avoiding double treatment of any entries.

**Note (2)** Where no contact or no agreement is possible, the alert message generated for the non-compliant flight shall be forwarded to the message originator using the transmit function.

---

**IFPS USERS MANUAL**

---

**28.5 Associated Invalid Messages**

<b>Error message ref.</b>	Non-specific.
<b>Explanation:</b>	<p>If an error that caused a revalidation failure is ignored in an associated message, the flight plan will be automatically forced compliant. For this reason, any invalid message that associates to a flight plan that is in a status of REVAL_SUSPENDED or REVAL_ADVISORY, should be processed by the IFPS staff without ignoring the error that caused the revalidation failure, or rejected even if the message is not attempting to change the route (e.g. modification message (CHG) with only a change to RMK/).</p> <p>It is the responsibility of the flight plan originator to solve the problem that caused the revalidation failure before submitting messages for other updates.</p>
<b>Instruction:</b>	<p>When a message associates to a flight plan that is in status REVAL_SUSPENDED or REVAL_ADVISORY and is changing an item of the flight plan that does not concern the route and gives the same error that caused the flight to fail revalidation, the message shall be treated by the IFPS staff in accordance with SCP1, but those errors that caused revalidation failure shall <b>not</b> be ignored.</p>

**INTENTIONALLY LEFT BLANK**

## 29. ATC Pre-departure FPL modification (AMOD)

### (1) General

Once processed by the IFPS, flight plans may be subject to the notification of route and level changes by ATC units on receipt of the distributed flight plan data when the filed route could affect the safe conduct of the flight.

This process results from the European Commission Regulation (EC) No 1033/2006, which states 'ATC Units shall make available, through IFPS, any necessary changes affecting the route or flight level key items of a flight plan that could affect the safe conduct of a flight, for flight plans and associated update messages previously received by them from the IFPS'.

*No other changes to or cancellation of a flight plan shall be made by an ATC unit in the pre-flight phase without coordination with the operator.*

### (2) Requirements

ATC units shall notify the IFPS of any solutions introduced for difficulties found with respect to the route or flight level elements of flight plans (and those difficulties could affect the safe conduct of the flight) received by that ATC unit during the pre-flight phase of operations from the IFPS under the following circumstances:

- When the exit point from its area of responsibility changes from the exit point indicated in the last route information received from the IFPS.
- When the cruising level of the flight is changed when compared with the flight level requested in the last route information received from the IFPS.

**Note** AMOD shall not be used for flow related issues i.e to move a flight to a different ATC sector.

The means by which ATC units should notify the IFPS of such changes are either via a telephone call, or via a message with title 'AMOD'.

**ATC units shall not submit pre-departure amendment messages less than 30 minutes before the EOBT of the flight.**

The IFPS shall ensure that any difficulties with respect to the route or flight level elements of distributed flight plans, notified by ATC units during the pre-flight phase of operations, are communicated to the originator of the flight plan.

### (3) Message Format

Message Submission by an ATC Unit to the IFPS:

The format used by ATC units to submit any necessary changes affecting the route or flight level to the IFPS shall be either in ADEXP or ICAO format, using the message title 'AMOD'.

The message should be **either**:

The ICAO flight plan format containing all the necessary fields including the **revised and complete** Item 15 information:

```
(AMOD-ABC123-IN
-B732/M-SRWY /C
-EHAM
-N0430F280 CPT UL9 SLANY
-NEW N0430F280 CPT UL983 BIG UL52 SLANY
-EINN
-RMK/ROUTE CLOSED D850 ACTIVE)
```

**OR**

---

**IFPS USERS MANUAL**

---

The AFP-style in ADEXP format, preferably without estimate information, but containing the revised route as it would normally be produced for an AFP message i.e. containing at least the route within the ATC unit airspace submitting the message:

-TITLE AMOD  
-REASON FOR AN 'AMOD' BY ACC  
-ARCID ABC123  
-ARCTYP B732  
-CEQPT SRWY  
-SEQPT C  
-ADEP EHAM  
-ROUTE N0430F280 CPT UL9 SLANY  
-NEW ROUTE CPT UL983 BIG UL52 SLANY  
-ADES EINN

The resulting IFPS message to be sent to the concerned Aircraft Operator or Message Originator shall be:

On behalf of <XXXXX> ATSU, XXXXZQZX, the following FPL <keyfields> contains route inconsistencies for XXXX airspace.  
XXXX ATSU, in line with COMMISSION REGULATION (EC) No 1033/2006 has informed IFPS and requests a CHG to be sent in order to correct the route as follows:

*(AMOD-ABC123-IN  
-B732/M-SRWY /C  
-EHAM  
-N0430F280 CPT UL9 SLANY  
-NEW N0430F280 CPT UL983 BIG UL52 SLANY  
-EINN  
-RMK/ROUTE CLOSED D850 ACTIVE)  
A CHG or CNL+ refile should be sent as soon as possible.  
NMOC on behalf of XXXX*

(4)

#### **System Processing**

The IFPS shall not automatically process any message with title 'AMOD'; Whenever the message title "AMOD" is recognised in ICAO or ADEXP format, it shall be presented to an IFPS staff with the warning: GEN277: MESSAGE REQUIRES SPECIAL HANDLING and shall be given a priority in the IFPS invalid messages queue.



## 30. IFPSTOP/IFPSTART

### (2) *Requirements*

The designators IFPSTOP and IFPSTART are tools that enable the IFPS staff to stop profile calculation for part or parts of the route given in flight plans or associated messages submitted to the IFPS for processing.

There shall be no limit to the number of IFPSTOP and IFPSTART indicators that may be used in the route description.

The designators IFPSTOP and IFPSTART shall only be used by the IFPS staff during the manual correction of route details in flight plans and associated messages submitted to the IFPS for processing when it is not possible to apply any other manual correction solution.

That part of the route within the designators IFPSTOP and IFPSTART shall be kept as short as is reasonably possible by the IFPS staff, as the data within that part of the route may be amended by the relevant ATS Unit. Should the relevant ATS Unit make such a change, the result could be an inconsistency between the data held by the IFPS and flight crew and that held by the relevant ATS Unit.

The use of IFPSTOP and IFPSTART shall not be offered as a proposed solution to message originators. It shall not be required to coordinate their use as the trajectory of the flight will not be changed in that part of the route following IFPSTOP and prior to IFPSTART.

In that part of the route within the designators IFPSTOP and IFPSTART, no automatic addressing shall take place; any required addressing for that part of the route shall be added manually by the IFPS staff.

That part of the route within the designators IFPSTOP and IFPSTART shall not be 'visible' in the flow management systems.

### *RPL Requirements*

The designators IFPSTOP and IFPSTART shall not be used in the RPL system.

### (3) *Message Format*

The designator IFPSTOP shall be inserted in the route after the point at which processing by the IFPS is to stop. The designator shall be separated from that point by a space.

**Example**                      BPK IFPSTOP

The designator IFPSTART shall be inserted in the route after the point at which processing by the IFPS is to start. The designator shall be separated from that point by a space.

**Example**                      CPT IFPSTART

### (4) *System Processing*

At the point where IFPSTOP is inserted in a route, the system shall stop the profile calculation of that route from that point.

At the point where IFPSTART is inserted in a route, the system shall start profile calculation of that route from that point.

Within a route after IFPSTOP and before IFPSTART, the system shall continue to take account of certain items of information, should they be present. These items shall be geographical coordinates, OAT/GAT, STAY and VFR/IFR indicators, and any changes of speed and level.

Where IFPSTART is used alone in a route, the system shall calculate the route to be a straight line from the departure aerodrome to the point to which IFPSTART is associated. Where geographical coordinates, OAT/GAT and VFR/IFR indicators, and any speed and level changes are present within this part of the route, they shall be taken into account in the profile calculation.

Where IFPSTOP is used alone in a route, the system shall calculate the route to be a straight line from the point to which IFPSTOP is associated to the destination aerodrome. Where geographical coordinates, OAT/GAT and VFR/IFR indicators, and any speed and level changes are present within this part of the route, they shall be taken into account in the profile calculation.

**Note** The use of either IFPSTOP/IFPSTART or VFR/IFR and OAT/GAT has an influence on the profile calculation. IFPSTOP/IFPSTART is a manual processing function that results in many, but not all, errors being ignored by the IFPS. That part of a route within an OAT or VFR designation is considered only as text, except where a STAY designator is found after the first point of a VFR/OAT portion (in such a case, the STAY information is taken into account).

## 31. TREATMENT OF REPETITIVE FLIGHT PLANS (RPLs) IN IFPS

### (1) *General*

A submission in the format of an RPL shall only be made to the RPL team when, for any particular flight, all ATS Units concerned with that flight (i.e. both inside and, where applicable, outside the IFPZ) permit the use of RPLs. The IFPS shall only accept RPL data from the RPL team of the NM.

In the event that an RPL shall fail automatic processing upon generation in the IFPS, the IFPS staff shall be required to coordinate any necessary manual corrections with the appropriate parties.

Although RPLs may be planned on CDR1 and CDR2 routes, it may happen that due to closure or non-opening of airways by the AUP or due to airspace closure for the purpose of a military exercise that RPL shall fail automatic processing in the IFPS and shall be presented for manual treatment by the IFPS staff.

### (2) *Requirements*

Flight plans originating from RPL data shall be generated to the IFPS 20 hours before the EOBT of that RPL. Until an RPL is generated to the IFPS, no submitted messages intended to associate with that RPL may be processed by the IFPS.

AOs shall be responsible for ensuring that any modification to an RPL, coordinated between the IFPS and the relevant AO, is also coordinated with all concerned parties outside the IFPZ, where appropriate.

A new flight plan intended to replace an RPL shall not be submitted to the IFPS more than 20 hours before the EOBT of that RPL.

Whenever a new flight plan intended to replace an RPL is sent to the IFPS more than 20 hours before the EOBT of that RPL, it shall be accepted if syntactically and semantically correct, the RPL however shall fail automatic processing by the IFPS, and require manual treatment by the IFPS staff as a flight plan already exists in the IFPS database.

The procedure to replace an RPL by a new flight plan in the IFPS system within 20 hours but not more than 4 hours (see replacement Flight Plan Procedure below) before the EOBT of the RPL is to:

- submit a CNL (cancellation message) for the existing RPL in the IFPS system;
- wait until the CNL has been acknowledged by the IFPS;
- submit the new flight plan to the IFPS.

**Note** It is possible to update an existing RPL by submitting a modification message (CHG) to the IFPS.

### 31.1 Replacement Flight Plan Procedures (RFP/)

When an RPL has been filed, and, in the pre-flight stage (i.e. within 4 hours of EOBT), an alternative routing is selected between the same aerodromes of departure and destination, the aircraft operator or pilot shall ensure that:

- a) The RPL is cancelled by submitting a CNL message to the IFPS.
- b) The replacement flight plan shall contain the original aircraft identification, the complete new route and the indication RFP/Qn where:
  - i. RFP/Q refers to the replacement FPL.
  - ii. 'n' corresponds to the sequence number relating to the replacement flight plan for that flight.

**Example** 1st replacement flight plan - Item 18 - **RFP/Q1**  
2nd replacement flight plan - Item 18 - **RFP/Q2**

**(3)**      *Message Format*

The transmission of RPL data to the IFPS shall be in ADEXP format.

**(4)**      *System Processing*

RPL messages shall be treated by the IFPS as a standard flight plan, and shall undergo the same processing as those flight plans received from external sources. Each RPL shall be generated to the IFPS 20 hours prior to the EOBT of that RPL.

Until an RPL is generated into the IFPS, no messages intended to associate with that RPL shall be successfully processed by the IFPS.

*IFP Indicators*

IFP/MODESASP (inserted as appropriate by the IFPS).

## 32. KEY FIELDS

### (1) *General*

Certain flight plan Items are classified as key fields by the IFPS to allow for message association. These key fields may not be modified by a modification message (CHG).

Those flight plan items that are considered by the IFPS as key fields are:

- Aircraft Identification.
- Aerodrome of Departure.
- Aerodrome of Destination.
- Date of Flight.

**Note** The date of flight may not be modified as a direct modification of the DOF sub-field, but a change of EOBT via a modification or a delay message may trigger a change of date of flight.

### (2) *Requirements*

The IFPS shall not accept messages attempting to change key field data by modifying an existing flight plan. Where such messages are received by the IFPS, they shall be rejected, and the existing flight plan shall remain unchanged.

### (3) *Message Format*

No modification message (CHG) attempting to modify the Aircraft Identification, Departure Aerodrome or date of flight may be submitted to the IFPS for processing.

### (4) *System Processing*

The IFPS cannot accept modification messages (CHG) attempting to change key field data by modifying an existing flight plan. The IFPS shall only accept changes in key fields where the existing flight plan is cancelled, and a new flight plan containing the revised data is submitted to the IFPS for processing.

**INTENTIONALLY LEFT BLANK**

## 33. MESSAGE ASSOCIATION

### (2) *Requirements*

The IFPS shall check all messages submitted for processing to establish if the key field data matches that key field data of any existing message or messages in order that any necessary association may take place.

The message association checks are necessary to ensure that no two flight plans with the same aircraft identification shall exist within the IFPZ for flights where the calculated profiles overlap in time within given parameters.

For associated messages, the checks are carried out to ensure that those messages are linked to the correct flight plan.

The key fields checked for association purposes, where they exist in the message type, shall be:

- Aircraft Identification.
- Aerodrome of Departure.
- Aerodrome of Destination.
- Date of Flight.
- Estimated Off-Blocks Time.
- Total Estimated Elapsed Time.

**Note** Where a message is submitted in ADEXP format, the IFPLID may also be used for message association.

### *RPL Requirements*

The RPL system shall check every individual RPL submitted for processing to establish if the key field data matches or overlaps that key field data of any other valid or invalid RPL held by the RPL team in order that any necessary association may take place.

The key fields checked in RPLs for association purposes shall be:

- Aircraft identification.
- Aerodrome of departure.
- Aerodrome of destination.
- The valid from date.
- The valid until date.
- Estimated off-blocks time.
- The days of operation.

### (4) *System Processing*

The IFPS shall check all messages submitted for processing to ensure any necessary association takes place.

The association process may result in:

#### **Single association**

Where the message associates with one flight plan.

#### **Multiple associations**

Where the message associates with more than one flight plan.

#### **No association**

Where the message does not associate with any flight plan.

---

## IFPS USERS MANUAL

---

### Invalid association

Where the message associates with a message that has failed automatic processing by the IFPS and is currently awaiting manual treatment.

Where more than one flight plan exists in the IFPS database with the same callsign, departure aerodrome and destination aerodrome (e.g. the same flight on consecutive days), it is possible that the IFPS will be unable to automatically associate any subsequent messages with the correct flight plan.

Where such ambiguity exists, the subsequent message shall fail automatic processing and be passed for manual treatment by the IFPS staff.

### Full message association

When processing a new flight plan, full association shall take place provided the three main key fields (aircraft identification, departure aerodrome and destination aerodrome) match with a single existing flight plan, and where the calculated total estimated elapsed time of the two flights overlaps.

When a submitted FPL associates with a stored flight, the reaction of the IFPS in this situation shall depend on the originator of the new flight plan:

- Where the originator address of the new flight plan is different to that of the original flight plan, the IFPS shall reject that new flight plan with an error:  
'EFPM: FLIGHT PLAN ALREADY RECEIVED FROM ADDRESS <AFTN or SITA address>'
- Where the originator address of the new flight plan is the same as that of the original flight plan, the IFPS shall update the existing flight plan with any information in the new flight plan, except the EOBT, that differs from the original.

In the case of flight plans where the flight type is 'X', full association shall occur where the EOBT in the message submitted to the IFPS for processing is within a maximum 14 minutes earlier or later than the EOBT in the existing flight plan.

Where that EOBT in an associated message submitted to the IFPS for processing is greater than 14 minutes earlier or later than the EOBT in the existing flight plan, then the submitted message shall not associate with the existing message. Instead, the message shall be rejected with the error.

'EFPM220: NO EXISTING FILED FLIGHT PLAN MATCHES THIS MESSAGE'

The parameter whereby full association shall occur where the EOBT in the message submitted to the IFPS for processing is within a maximum 14 minutes earlier or later than the EOBT in the existing flight plan also applies to two associated message types. Cancel and change are both subject to this parameter and where the EOBT difference between the submitted message and the message held by the IFPS is greater than 14 minutes, both cancel and modification message (CHG) shall be automatically rejected by the IFPS.

### Partial message association

Partial message association shall occur where the aircraft identification and either departure aerodrome or destination aerodrome matches with any existing flight plans and where the calculated total estimated elapsed time of the two flights overlaps. Partial association shall normally result in an automatic rejection for messages other than RQP, RQS and AFP. The error message sent with the reject message shall indicate with which flight plan the message associated with.

### Duplicates

Where a submitted message is an exact character match with a previously received message, has the same or an unknown message originator, and has a filing time within 5 minutes of the previously received message, then that submitted message shall be automatically discarded as a duplicate. The flight plan history shall show these messages as Duplicate.



---

## IFPS USERS MANUAL

---

**Note** Where a message is discarded as a duplicate, no operational reply message is sent to the message originator, and the message is not processed in any way by the IFPS.

### Single association with differences between the two flight plans

Where a flight plan submitted to the IFPS for processing associates with an existing flight plan, any differences in the second flight plan shall be considered and treated by the IFPS as changes. It should be noted that the EOBT shall not be updated under these circumstances, but all other flight plan items shall be updated where the information in the second flight plan differs from that in the original flight plan.

For the purposes of association, the IFPS shall calculate a flight time period for each flight plan processed by the IFPS, based on the date of flight/EOBT, and the total estimated elapsed time of that flight.

### *RPL System Processing*

The RPL system shall check every RPL submitted for processing to ensure any necessary association takes place. Where association errors are found, those RPLs shall fail automatic processing and be presented for manual treatment by the RPL team.

Association checks shall be performed on those RPLs that are syntactically and semantically correct. Where association errors are identified in RPLs, no route analysis shall be performed on those RPLs by the RPL system at that time.

### Full association

Shall occur when all the key fields match exactly.

**Note** Where a difference in the EOBT between RPLs is greater than 14 minutes, no association shall be performed and those RPLs shall be accepted by the RPL system.

### Overlapping association

Shall occur where the aircraft identification, departure aerodrome and destination aerodrome match exactly; where the EOBTs of all relevant RPLs are within 14 minutes of each other, and where there is an overlap in the validity period in such a way that there is at least one calendar day of operation defined that occurs in both RPLs within that overlap.

No association check shall be performed on blank RPLs that do not contain '+' or '-'.

The association process may result in:

### No association

An RPL does not associate with any other RPL.

### Example

RPL A is valid in the RPL system. In an RLST submitted for processing the '-' RPL that is to cancel the RPL A does not have the same key fields as the RPL A.

**Result** no association.

### Single association

An RPL associates with another RPL.

### Example

RPL A is valid in the RPL system. RPL B is submitted for processing, and is an exact duplicate of RPL A.

**Result** RPL B is invalidated by the RPL system.

### Dual active association

---

## IFPS USERS MANUAL

---

Those RPLs that were invalidated by the RPL system during the reprocessing due to an AIRAC change are split into two separate RPLs according to the AIRAC date; the first RPL continuing until the first day of the next AIRAC and the second RPL becoming active from the first day of the next AIRAC. In such circumstances a valid '-' RPL submitted for processing associates with these 2 split RPLs, as they are effectively identical in the RPL system.

### Example

An RLST has been submitted for processing before the start of a new AIRAC, but after the reprocessing has been completed. The '-' RPL, even though correct, shall raise a warning that it will cancel 2 active RPLs if processed.

**Result** a warning shall be presented by the RPL system during processing.

### Multiple associations

A '-' RPL associates with more than one valid RPL that have the same validity period and days of operation, and where the EOBT of these valid RPLs is within such time window that the subsequent '-' shall associate with these valid RPLs.

### Example

RPL A is valid in the RPL system with a validity period of 050101 050228, days of operation 1234000 and EOBT 2100. RPL B is also valid in the RPL system, and is an exact duplicate of the RPL A, except for the EOBT that is 2120. '-' RPL C is submitted for processing with a validity period of 050101 050228 and days of operation 1234000, but EOBT 2110.

**Result** RPL C is invalidated by the RPL system, because it associates with both RPL A and RPL B.

### Single overlap association

The validity period of an RPL overlaps with the validity period of another RPL.

### Example

RPL A is valid in the RPL system with a validity period of 050101 050228 and days of operation 1234000. RPL B has been submitted for processing with a validity period of 050101 050228 and days of operation 1000000.

**Result** RPL B is invalidated by the RPL system due to an overlapping error with RPL A.

### Multiple overlap association

The validity period of an RPL overlaps with the validity period of more than one RPL.

### Example

RPL A is valid in the RPL system with a validity period of 050101 050220 and days of operation 1234500 and RPL B 050101 050220 and days of operation 0000067. Then, without cancelling RPL A and B, RPL C is submitted for processing, that has a validity period 050201 050220 and days of operation 0000560.

**Result** RPL C is invalidated by the RPL system because the validity period overlaps with RPL A and RPL B.

### 33.1 Anomalies on Receipt of Duplicate Flight Plans

<b>Error message ref.</b>	None.
<b>Explanation:</b>	If multiple associated messages are submitted to the IFPS in such a sequence that one of the subsequent messages is an exact duplicate of a previously submitted message, that subsequent message shall be automatically discarded if the submission is within 5 minutes of the original. Such a scenario is achieved when the messages are submitted in the sequence FPL-CNL-FPL, where the second FPL is an exact character match of the original; or FPL-CNL-FPL-CNL, where the second CNL is an exact match of the first.
<b>Instruction:</b>	The message originator must make a modification to the re-submitted message.

### 33.2 RPL General Procedures

Where an RPL is presented for manual processing by the RPL team due to association errors, no modification shall be made to that RPL except in cases where there is no ambiguity about the correction.

In all other cases the correction shall be coordinated with the Aircraft Operator, except where due to the complexity or high amount of errors the file shall be rejected and returned to the originator with a clear explanation of such rejection.

**INTENTIONALLY LEFT BLANK**

## 34. PROFILE CALCULATION/ROUTE ANALYSIS

### (1) *General*

The flight profile is a representation of the four dimensional path that a flight is expected to follow between departure and arrival aerodrome. The profile calculation is required to validate the route of that flight, to determine the address list for the distribution of messages and to facilitate air traffic forecasting.

### (2) *Requirements*

All flight plans and associated messages for IFR/GAT flights or parts thereof operating within the IFPS shall be submitted to the IFPS for processing.

The profile for any given flight must provide the means to determine the flight levels and times at which it is expected to enter/overfly/exit any significant point that may be used as a potential parameter for validation, distribution and forecast.

The IFPS shall check all those messages submitted for processing. As far as possible, those messages shall be processed automatically, but some messages may require manual treatment by the IFPS staff. During the process of checking against the CACD and any resulting necessary automatic correction, the IFPS shall extract the data in each message, including the route description, and shall calculate a four-dimensional profile for that flight based on that extracted information.

**Note** The profile calculation does not take into account weather data or individual flight characteristics such as load sheets for individual aircraft (except if specified in item 18 under RMK/), as it is the case with profiles calculated by aircraft operators.

For profile calculation and route analysis the IFPS shall use the following items/elements from the flight plan or associated message:

- Flight rules and flight type.
- Aircraft type and the corresponding performance data from the NM CACD.
- Aerodrome of departure and estimated off-block time.
- Initial speed and requested flight level.
- Route elements including change of speed/level.
- Aerodrome of destination, total estimated elapsed time.
- Item 18: PBN, EET, DOF, DLE, RMK.

In order to improve the IFPS profiles accuracy compared with the profiles as calculated by aircraft operators it is possible for message originators to include profile data in the sub-field RMK/ of the ICAO format message, or in specific ADEXP field in ADEXP message or via B2B.

This profile data that may be provided is:

- Taxi (taxi time). For IFPS profile calculation, a standard taxi time dependant on the aerodrome of departure is used. If the airline operator considers holding a more accurate taxi time, then it may be inserted.
- Take-off weight (TOW). For each aircraft type, the NM CACD has 3 performance tables: low, nominal and high. By default, the nominal data is used. The provision of the take-off weight may result in IFPS using another table when calculating a profile.
- Distance at location (DAL).
- Top of climb (TOC): position for every transition from a climb phase to a cruise phase.
- Top of descent (TOD): for every transition from a cruise phase to a descent phase.
- Bottom of climb (BOC): position for every transition from a cruise phase to a climb phase.
- Bottom of descent (BOD): for every transition from a descent phase to a cruise phase

---

## IFPS USERS MANUAL

---

Normally profile data shall be automatically generated by the Computerised Flight Plan Service Provider (CFSP) used by the operator. Profile data should not be created manually except for TAXI and TOW.

Although it may not be required by a National Authority through AIP publication, the message originator may indicate the SID and STAR designators (for aerodromes inside the IFPZ) in the flight plan route submitted to IFPS. Whenever present, such designators shall be used by the IFPS for the profile calculation. The IFPS will ensure that in messages distributed to ATC, the SID and STAR designators will not be present whenever they are not required.

Whenever present in a message, TAXI, DAL, TOW, TOC, TOD, BOC BOD shall be used by the IFPS for the profile calculation, providing that they do not contain errors in format or discrepancies in content. The IFPS shall not raise any error for syntactically incorrect elements with the RMK/ sub-field or in the specific ADEXP fields. Such syntactically incorrect elements shall be ignored by the IFPS.

An address list shall be automatically generated by the IFPS, based on the calculation of ATC units that are planned to handle that flight.

After processing, the IFPS shall distribute messages to ETFMS for ATFM purposes and to all those ATC Units within the IFPZ through whose airspace that flight is calculated to pass while operating under IFR/GAT conditions.

**Note** Different message types may contain different address lists; for example, an Arrival Message shall only be distributed to the ATS reporting office, approach and aerodrome control tower of the aerodrome of departure, if they have specified a requirement of arrival notification.

(3)

### *Message Format*

The format of each flight plan or associated message item is described in the corresponding sections.

For the profile data provided within the sub-field RMK/ of an ICAO format message the following format shall be used:

- TAXI: Estimated TAXI time at the aerodrome of departure. Format: TAXI: <hhmm>. Example: RMK/TAXI: 0012. Maximum value accepted is 1 hour and 30 minutes.
- TOW: Actual Take-Off Weight. Format: TOW:<weight> weight to be expressed in kilograms. Example: RMK/TOW:137500

**Note** DAL is only supported for the aerodrome of destination and when the route does not contain any OAT, VFR or STAY portions.

(4)

### *System Processing*

The four-dimensional profile calculated by the IFPS for each IFR/GAT flight or part thereof within the IFPZ shall be based on the route and speed/level information where given in Item15: Route, on the aircraft performance, the Estimated Off-Blocks Time (EOBT) and the Estimated Off-Blocks Date (EOBD) of that flight and/or based on the airline operator profile data if provided in the message. If the profile data provided is found to be inconsistent when compared to the profile as calculated by the IFPS, then the data is disregarded.

In addition, whenever present in a message, the estimated elapsed time(s) (EET) shall be used by the IFPS for profile calculation, together with the total elapsed time (Item 16B). Prior to using the EET information, the IFPS shall validate it against its own calculated EETs allowing for the provided EETs to be within a pre-defined window around the EETs as calculated by the IFPS. In the case the provided EET information is found to be outside this window, the message shall not be invalidated. In this case the IFPS shall retain its own calculated EETs.

It should be noted that IFPS will use EET given at significant points (providing that those points are on the route) as well as EET given at FIR boundaries.

---

**IFPS USERS MANUAL**

---

**Note** Whenever a flight plan route is modified, the message originator shall ensure that the estimated elapsed times (EET) are also modified in order to be consistent with the new route and also any profile data if provided in the original message.

Whenever present in messages submitted to the IFPS, TAXI, DAL, TOW, TOC, TOD, BOC and BOD elements shall be removed from messages transmitted to external addresses.

The profile shall be a calculated point profile, where the level and time of that flight for each specific point along the route shall be calculated by the IFPS. The profile shall consist of a departure phase, an en-route phase and an arrival phase.

Although it may not be required by a National Authority through AIP publication, the message originator may indicate the full SID and STAR designators in the flight plan route submitted to IFPS. Whenever present, such designators shall be used by the IFPS for the profile calculation. The IFPS will ensure that in messages distributed to ATC, the SID and STAR designators will not be present when they are not required.

A taxi time shall be included in the profile calculation as and where that taxi time is held in the NM CACD.

When the profile has been calculated, the IFPS shall compare the calculated total EET to the total EET indicated in the message. A percentage may be used to adjust all estimate times at points along the path of the calculated profile of the flight to arrive exactly within the total EET indicated in the message.

The calculated point profile shall be the basis for further checking of the route and shall be used to determine the point of entry to or exit from the IFPZ where applicable.

The profile shall be used to check the flight path against airway requirements and against airspace requirements.

Where the IFPS calculates a flight to violate airway availability or RAD conditions, or where a flight is not compliant with 8.33 kHz or RVSM requirements, that message shall fail automatic processing and be passed for manual processing by the IFPS staff.

The IFPS shall identify a list of those ATC addresses to which that message shall be sent, based on the calculated profile. The profile calculation shall produce a list containing all airspaces crossed by the flight path. It shall contain only those airspaces calculated to be entered by any part of an IFR/GAT flight within the IFPZ.

**Note** The use of either IFPSTOP/IFPSTART or VFR/IFR and OAT/GAT has an influence on the profile calculation. IFPSTOP/IFPSTART is a manual processing function that results in many, but not all, errors being ignored by the IFPS. That part of a route within an OAT or VFR designation is considered only as text, except where a STAY designator is found after the first point of a VFR/OAT portion (in such a case, the STAY information is taken into account).

**INTENTIONALLY LEFT BLANK**



## 35. MILITARY FLIGHTS

(1)

### General

All flight plans and associated messages for IFR/GAT flights or parts thereof intending to operate within the IFPS shall be submitted to the IFPS for processing.

This shall include those flights where the type of flight is indicated as military (M) in the flight plan, where all or part of the flight is operating within the IFPS under IFR/GAT conditions.

As the terms 'GAT' and 'OAT' have been developed within the European region as tools to assist in European flight planning, for the purpose of clarity, the following meanings shall be attached to those terms:

General Air Traffic (**GAT**): Flights or parts thereof that are operating subject to civil ATC rules and procedures.

Operational Air Traffic (**OAT**): Flights or parts thereof that are operating subject to military ATC rules and procedures.

The IFPS shall only process those military flights or parts thereof that are operating within the IFPS under IFR/GAT conditions; the IFPS shall not process those military flights or parts thereof operating within the IFPS under OAT conditions.

### 35.1 General Procedures

Due to the necessary complexity of the routes of some military flights, the IFPS may be required to process routes that cannot conform to all those requirements given for a GAT flight. Such routes shall mean that the submitted message shall fail automatic processing and shall require non-standard treatment by the IFPS staff.

Although it remains the responsibility of the message originator to submit a correct route as far as possible, it may be necessary for the IFPS staff to undertake any of a number of possible actions to assist in the acceptance of some of these military routes, depending on the information available for that flight.

On receipt of a military flight plan or associated message giving a non-standard route, the IFPS staff should check the sub-field RMK, for any comments therein that might be of assistance. Such comments could give an indication that the flight is following an in-flight refuelling route, or may not enter certain national airspaces, or is taking part in a military exercise, or similar.

Due to such comments, and the fact that many military flights are strictly governed as to which national airspaces they may overfly, great care should be exercised by the IFPS staff when dealing with such flights. It may not be possible to have a fully-correct route when taking into account all these factors, and when such is the case, the IFPS staff should:

- Check for compliance with the military RAD routes.
- Check for any indication in the message that gives a reason for a non-standard route (where none is given, it is advisable to call the message originator, where possible, to confirm any reason for a non-standard route).
- Check for any fax received by the IFPS giving authorisation for a non-standard route.
- Where possible, coordinate any necessary route changes with the message originator, regardless of the presence of the IFPSRA indicator in Item 18.

Where it is clear that the flight may not follow a standard route, the IFPS staff should contact all those FMPs within whose airspace the non-standard route is planned, in order to obtain explicit approval for that route, or to co-ordinate any modifications to it that are required by ATC.

- Apply SCP1.

**INTENTIONALLY LEFT BLANK**

## 36. GENERAL AIR TRAFFIC/OPERATIONAL AIR TRAFFIC (GAT/OAT)

### (2) *Requirements*

The IFPS shall only process those military flights or parts thereof that are operating within the IFPS under IFR/GAT conditions; the IFPS shall not process those military flights or parts thereof operating within the IFPS under OAT conditions.

Military flights intending to operate within the IFPS under civil rules and procedures (GAT) shall submit a flight plan to the IFPS for processing, indicating clearly in that flight plan where the flight intends to operate under those conditions.

The point at which a military flight intends to change to or from GAT shall be a recognised navigation beacon, as published in the relevant National AIP, or a set of geographical coordinates.

### (3) *Message Format*

The method of indicating where a flight intends to change to/from civil/military control is the insertion of the terms 'OAT' and/or 'GAT' in the route immediately after the point at which the change is intended to take place.

#### Example 1

N0400F330 ..... NTM OAT TB6 .....

The flight intends to change from GAT to OAT at the point NTM so the IFPS shall stop route extraction from NTM onwards.

#### Example 2

N0400F330 MC1.....TB6 NTM GAT UR110 .....

The flight intends to change from OAT to GAT at the point NTM. In this situation, the IFPS shall assume that the entire route prior to NTM was OAT and therefore shall only begin route extraction from NTM onwards.

Where appropriate, it is possible to include an indication of a change to the speed and level of the flight at the point at which the change in condition takes place.

#### Example 3

N0400F330 ..... NTM/N0375F270 OAT TB6 .....

The flight intends to change from FL330 to FL270 at the point NTM and to change from GAT to OAT at that point so the IFPS shall stop route extraction from NTM onwards.

**Note** The IFPS shall accept the terms OAT or GAT when separated from the point at which the change is to take place by a '/', but the IFPS shall automatically replace the '/' with a space in the output version of the message.

#### Example 4

Submitted to the IFPS for processing      N0400F330 ..... NTM/OAT TB6 .....

Output by the IFPS after processing      N0400F330 ..... NTM OAT TB6 .....

(4)

***System Processing***

The IFPS shall check the route of a submitted flight plan or associated message for the indicators 'OAT' and 'GAT', and where these indicators are associated with a published navigation beacon, that change of condition shall be processed automatically.

**Note** The use of either IFPSTOP/IFPSTART or VFR/IFR and OAT/GAT has an influence on the profile calculation. IFPSTOP/IFPSTART is a manual processing function that results in many, but not all, errors being ignored by the IFPS. That part of a route within an OAT or VFR designation is considered only as text, except where a STAY designator is found after the first point of a VFR/OAT portion (in such a case, the STAY information is taken into account).

## 37. MILITARY POINTS AND ROUTES

### (2) *Requirements*

Those flights operating under OAT conditions shall file named military points and routes only in that portion of the flight that is indicated as OAT.

### (3) *Message Format*

Where military points are used in GAT portions of a flight, the point shall be filed as the geographical co-ordinates for the relevant point(s), not as the name.

### (4) *System Processing*

The IFPS shall check all routes or parts thereof that are filed under GAT conditions. As the IFPS is only required to check GAT designators, any message failing to correctly identify an OAT portion of a route may fail automatic processing in the event that military points and/or routes are indicated in that portion of the route.

**INTENTIONALLY LEFT BLANK**

## 38. ADDRESSING

### (2) *Requirements*

Military flights intending to operate within the IFPZ under civil rules and procedures shall submit a flight plan to the IFPS for processing, indicating in that flight plan where the flight intends to operate under those conditions.

For those flights operating under OAT conditions within the IFPZ, either wholly or in part, it shall remain the responsibility of the message originator to ensure that the relevant ATC units for those OAT part or parts are addressed. That function shall not be undertaken by the IFPS unless those addresses AFTN addresses are added to the message submitted to the IFPS for processing under the re-addressing function.

### (3) *Message Format*

[see SECTION 12. MESSAGE SUBMISSION TO THE IFPS] and  
[see SECTION 14. RE-ADDRESSING]

### (4) *System Processing*

The IFPS shall check the route of a submitted flight plan for the indicators 'OAT' and 'GAT', and where these indicators are identified, the IFPS shall calculate distribution of that flight plan and associated messages only for that part(s) of the flight operating under GAT conditions. Where any part of the flight operates under OAT conditions within the IFPZ, the addressing for that part of the flight plan and any associated messages shall not be undertaken by the IFPS, instead it shall be carried out by the message originator.

## 38.1 Processing by the IFPS

[see Section 12. MESSAGE SUBMISSION TO THE IFPS] and  
[see Section 14. RE-ADDRESSING].

**INTENTIONALLY LEFT BLANK**



## 39. BLOCKING LEVELS

### (2) *Requirements*

The IFPS shall accept flight plans and associated messages for military flights operating within the IFPZ under civil rules and procedures where that flight indicates the intention to block more than one flight level.

### (3) *Message Format*

The method to indicate level blocking is to indicate at the point at which the level blocking is to start a speed and level immediately followed by 'B' and the level to which the level blocking is required.

#### Example 1

N0400F250 ..... MUT/ N0400F250B280 R55 AYT.....

The flight intends to block FL250 through to FL280 from the point MUT.

#### Example 2

N0400F250 ..... MUT/ N0400F250B280 OAT DCT AYT.....

The flight intends to block FL250 through to FL280 from the point MUT and to change from GAT to OAT at that point so the IFPS will stop route extraction from MUT onwards.

**INTENTIONALLY LEFT BLANK**

## 40. RAD for MILITARY FLIGHTS

### (2) *Requirements*

The IFPS shall check all military flights (flight type 'M') operating within the IFPZ for compliance with all RAD restrictions for that part(s) of the flight that operates under GAT conditions within the IFPZ.

In the event that the flight follows any route listed in the RAD document, the IFPS shall also check those flights for compliance with the routes therein.

### (4) *System Processing*

Where a military flight is subject to routing restrictions as described in the RAD document, the same processing rules as those used for civil flights shall be applied by the IFPS.

### 40.1 AIP/RAD for Military Flights

<b>Explanation:</b>	Military IFR/GAT flights are subject to RAD and AIP restrictions, but some flights should be excluded.
<b>Instruction:</b>	After coordination with the message originator, where possible, where military flights are unable to comply with RAD/AIP restrictions for operational or diplomatic reasons, the IFPS staff should contact the concerned FMP(s) to request non-standard routings. Whenever such routing is provided by the FMP or ATC, the IFPS staff shall insert the IFP indicator ERRRTECOORD.

**INTENTIONALLY LEFT BLANK**

## 41. OPEN SKIES FLIGHTS

### (1) *General*

The treaty on Open Skies, signed in Helsinki on 24th March 1992, represents a multinational effort to enhance military transparency through mutual aerial observation flights.

The purpose of the treaty is to facilitate the monitoring of compliance with existing or future arms control treaties. Virtually the entire territory of each signatory state is open to such overflights, and the information gathered by the joint teams on each flight is made available for all involved parties.

### (2) *Requirements*

All Open Skies treaty flights shall operate with the callsign 'OSY', and three types of flight are allowed, with the last letter of the callsign indicating the type of flight:

- F** An observation mission. Such flights may contain, the indicator STS/ATFMX, and a remark indicating that the route has been approved and co-ordinated with the relevant National Authorities.
- D** A demonstration flight. These flights may contain the indicator STS/ATFMX, and a remark indicating that the route has been approved and co-ordinated with the relevant National Authorities.
- T** A transport flight. These flights shall receive no special status or priority, and shall be subject to the normal IFPS processing.

### (3) *Message Format*

All flight plans to be accepted under the Open Skies exemption agreement shall have a callsign that starts with the letters 'OSY', and a last letter in the callsign that shall be either 'F' or 'D'. These flights may also contain, the indicator STS/ATFMX, and in the sub-field RMK, a comment indicating that the route has been co-ordinated with and approved by the relevant National Authorities.

Those flights having a callsign that starts with the letters 'OSY', and a last letter in the callsign that is 'T' shall not be accepted under the Open Skies exemption agreement.

### (4) *System Processing*

A number of observation flights with specific routes will be performed in the countries that signed the treaty. Due to the unusual characteristics of these routes (often a series of geographical coordinates), the flight plans are likely to fail automatic processing and be presented in the manual queue for treatment.

Where the correct format is followed, such flights shall be accepted with no route correction, and any route errors being manually ignored by the IFPS staff.

## 41.1 General Procedures for Open Skies Flights

<b>Error message ref.</b>	n/a
<b>Explanation:</b>	Those Open Skies flights, with a callsign starting with the letters ' <b>OSY</b> ' and ending with the letters ' <b>F</b> ' or ' <b>D</b> ' may raise various route-related errors and violations.
<b>Instruction:</b>	<p>All flights operating with a callsign starting with the letters '<b>OSY</b>' and ending with the letters '<b>F</b>' or '<b>D</b>' shall be accepted by the IFPS staff without modification to the route, regardless of what route-related errors may be raised.</p> <p><b>Note</b> Those flights, with a callsign starting with the letters '<b>OSY</b>' and ending with the letter '<b>T</b>' shall be treated by the IFPS staff in accordance with SCP1.</p>

## 42. VISUAL FLIGHT RULES (VFR)

### (2) *Requirements*

All flight plans and associated messages for IFR/GAT flights or parts thereof intending to operate within the IFPZ shall be submitted to the IFPS for processing. This shall include those flights where the flight rules are indicated as mixed IFR and VFR, shown as Y (IFR then VFR) or Z (VFR then IFR) in the Flight Rules of the flight plan and where all or part of the flight is operating within the IFPZ under IFR/GAT conditions.

Any intended change of flight rules shall be associated with a significant point. The point at which the change of flight rules is intended to take place shall be a specified ICAO-named designator, a set of geographical co-ordinates, or a bearing and range from a named navigation beacon.

The IFPS shall fully process only the IFR/GAT parts of the flight and distribute the message to those ATC Units handling the IFR/GAT part or parts of the flight.

The IFPS shall undertake only minimal processing of any VFR part of a flight. The IFPS shall not distribute the message to those parts of the flight indicated as VFR unless the message originator makes use of the re-addressing function. It shall remain the responsibility of the message originator to ensure distribution of the message to all those addresses requiring the message for any VFR part(s) of the flight.

It shall remain the responsibility of the message originator to ensure that any VFR part of a flight is filed in accordance with any requirements outlined by the relevant National Authorities.

### *RPL Requirements*

The RPL team shall not accept any flights that intend to operate under VFR in whole or in part.

### (3) *Message Format*

Where a flight intends to change to/from IFR/VFR control, this shall be indicated in the Flight Rules and in the route.

- Note** Y in the Flight Rules indicates that the flight shall commence under IFR conditions and shall change to VFR.  
Z in the Flight Rules indicates that the flight shall commence under VFR conditions and shall change to IFR.

The point at which the flight plans to change from VFR to IFR shall be followed by an oblique stroke or a space **and the identification group 'IFR'**. The point may also have the speed and level indicators attached to it but separated by an oblique stroke.

### Example

N0487VFR WELIN/N0487F330 IFR UN57 TNT UL28 RODOL...

The flight intends to change from VFR to IFR at the point. In this situation, the IFPS shall assume that the entire route prior to WELIN shall be under VFR flight rules and therefore shall only begin route extraction from WELIN onwards.

The point at which the flight plans to change from IFR to VFR may be followed by an oblique stroke or a space then the identification group 'VFR'.

### Examples

N0487F330 BUZAD T420 WELIN UN57 TNT/VFR ... (while not being ICAO compliant, this format is accepted by IFPS and the output will be as follows : ...UN57 TNT VFR...)

N0487F330 BUZAD T420 WELIN UN57 TNT VFR ...

The flight intends to change from IFR to VFR at the point TNT, so the IFPS shall stop route extraction from the point TNT onwards.

---

**IFPS USERS MANUAL**


---

Where required by national authorities, the message originator may include an indication of the speed and level of the flight at the point at which the change in flight rules takes place.

**Examples**

N0487F330 BUZAD T420 WELIN UN57 TNT/N0245A050VFR .....

N0487F330 BUZAD T420 WELIN UN57 TNT/N0245VFR VFR.....

N0487F330 BUZAD T420 WELIN UN57 TNT/N0245VFR ..... (while not being ICAO compliant, this format is accepted by IFPS and the output will be as follows: ...UN57 TNT/N0245VFR VFR...The first VFR indicates the flight level and the second VFR indicates the change of flight rules).

**(4)****System Processing**

The IFPS shall check the route of a submitted flight plan for the indicators 'IFR' and 'VFR'.

The IFPS shall confirm that the filed flight rules and any change of flight rules indicated in the route correspond. Where they do not, that message shall fail automatic processing and be passed for manual treatment by the IFPS staff.

Any change of flight rules shall be processed automatically by the IFPS where these indicators are associated with a significant point.

The full route extraction shall only be carried out for IFR/GAT flights or parts thereof intending to operate within the IFPZ. However, a profile calculation is carried out by the IFPS where data within the VFR portion of the route is syntactically correct. These data items are used in the calculation of the total estimated elapsed time and any speed/level changes at these data items shall also be taken into account.

The IFPS shall calculate distribution of that flight plan and associated messages only for that part or parts of the flight operating under IFR/GAT conditions. Where any part of the flight operates under VFR conditions within the IFPZ, the addressing for that part of the flight plan and any associated messages is not undertaken by the IFPS. Any necessary addressing for those VFR parts of that flight shall be carried out by the message originator or the aircraft operator, and such addressing may be included in the re-addressing function.

**Note** The trigger events for the transmission of an AFP message now include a change in flight rules.

The use of either IFPSTOP/IFPSTART or VFR/IFR and OAT/GAT has an influence on the profile calculation. IFPSTOP/IFPSTART is a manual processing function that results in many, but not all, errors being ignored by the IFPS. That part of a route within an OAT or VFR designation is considered only as text, except where a STAY designator is found after the first point of a VFR/OAT portion (in such a case, the STAY information is taken into account).



## 43. NORTH ATLANTIC (NAT) TRAFFIC

### (1) *General*

#### North Atlantic (NAT) Tracks

Where the route in a message submitted to the IFPS for processing contains a North Atlantic Track (**NAT**), the IFPS shall verify its availability and correctness according to that information provided by Gander and Shanwick in the NAT Eastbound Oceanic Track Structure signal.

### (2) *Requirements*

All flight plans and associated messages for IFR/GAT flights or parts thereof operating within the IFPZ shall be submitted to the IFPS for processing.

Where the route of a message submitted to the IFPS for processing contains a North Atlantic track, the IFPS shall verify its availability and correctness according to that information provided by Gander and Shanwick.

### (4) *System Processing*

Where a route in Item 15 of a flight plan or associated message submitted to the IFPS for processing contains a North Atlantic Track, the IFPS shall confirm that the requested track is correct and available for that flight.

Those messages that fail automatic processing by the IFPS due to the specified track being incorrect or incompatible with the rest of the route within the IFPZ in the message shall be passed for manual treatment by the IFPS staff.

Those messages that indicate the use of a track outside the published hours of operation of that track shall fail automatic processing by the IFPS and be passed for manual treatment by the IFPS staff.

For Eastbound tracks the airway linking the Oceanic Exit point to the landfall point shall be automatically inserted by IFPS for later transmission in output messages.

Where a flight plan or associated message submitted to the IFPS for processing relates to a flight entering the OCA Oceanic Airspace, the IFPS shall check for the required speed and level conditions at that Oceanic Entry point.

Where for westbound traffic the speed at the Oceanic Entry point is not given as a Mach number, the IFPS shall automatically convert any given value to a Mach number, and output such.

Where for westbound traffic no speed and level indication at the Oceanic Entry point is given, the IFPS shall automatically insert such, basing the values on the last given speed and level indications in the route field of that flight.

**INTENTIONALLY LEFT BLANK**

## 44. FLEXIBLE USE OF AIRSPACE (FUA)/CONDITIONAL ROUTES (CDR)

### (1) *General*

The Flexible Use of Airspace (**FUA**) Concept has been adopted by the International Civil Aviation Organization (**ICAO**) with the intention of increasing airspace capacity and improving the efficiency and flexibility of aircraft operations.

The concept is intended to allow the maximum shared use of airspace through civil/military co-ordination. The application of the FUA concept ensures that any airspace segregation shall be temporary and based on real use for a specified time period. Flexible airspace structures have been established that are suited to temporary use, one of these are the so-called Conditional Routes (**CDR**).

Conditional Routes (**CDR**) are ATS routes that are only available for use under specified conditions. A Conditional Route may have more than one category, and those categories may change at specified times. Special care shall be taken in the use of Conditional Routes that have been established for the implementation of FUA.

CDR routes are grouped into three categories and are published by national authorities:

#### **Category 1 Conditional Route (CDR1)**

This CDR route **may be** available for flight planning during times published in the relevant National AIP. The EAUP/EUUP shall notify closures of CDR1 routes.

#### **Category 2 Conditional Route (CDR2)**

This CDR route **may not** be available for flight planning. Flights **may only** be planned on a CDR2 in accordance with conditions published daily in the EAUP/EUUP.

#### **Category 3 Conditional Route (CDR3)**

This CDR route **shall not** be available for flight planning at all. Flights shall not be planned on these routes but ATC may issue tactical clearances on such route segments.

Explanations on other route categories can be found in [see SECTION 78.].

The National Airspace Use Plans (AUPs) contain information on availability of CDR1, CDR2 routes, RSA allocations and FUA Restrictions for a 24-hour period. The AUPs are published by EUROCONTROL as consolidated EAUP (European AUP) (section: - NOM - AD OPS – CADF) daily at the latest at 16:00 UTC (15:00UTC summer) and disseminated to operators for flight planning purposes. The EAUP covers the 24 'hours' time period between 0600 UTC the next day and 0600 UTC the following day and may be accessed via the NOP in the EAUP/EUUP portlet. This information is also made available as a B2B web service via the e-AMI (electronic Airspace Management Information Message).

AUPs can be updated several times by using an UUP (Updated airspace Use Plan). The UUPs are published by EUROCONTROL as the consolidated EUUP (European UUP).

An EUUP valid for the period between 0600 UTC the next day and 0600 UTC the following day is possible each hour from 17:00 UTC (16:00 UTC summer) till 20:00 UTC (19:00 UTC summer).

An EUUP valid with immediate effect and until the next day 06:00 UTC is possible every hour from 07:00 UTC (06:00 UTC summer) till 20:00 UTC (19:00 UTC summer).

#### **RPL General**

The RPL system does not receive the AUP as it is not possible to apply the conditions listed in the AUP to those affected RPLs prior to their generation to the IFPS.

---

**IFPS USERS MANUAL**

---

**(2) Requirements**

All flight plans and associated messages for IFR/GAT flights or parts thereof operating within the IFPS shall be submitted to IFPS for processing and shall contain a route, which shall be available at the time and level calculated by the IFPS profile calculation.

Special care shall be taken in the use of Conditional Routes (**CDR**), which have been established for the implementation of FUA.

The availability of CDR1 and CDR2 routes shall be published on a daily basis in the EAUP/EUUP.

It is the responsibility of the flight plan filer to check the condition of the CDR availability in the EAUP and subsequent EAUP/EUUP and subsequent EAUP(s) if applicable, prior to submitting any messages to the IFPS for processing.

In accordance with arrangements agreed under the Flexible Use of Airspace (FUA) Concept, some Fridays shall be designated as Busy Fridays in the airspace of a number of European states where harmonised early access to weekend/conditional route structure is permitted from 10h00 instead of 15h00 on those designated Busy Fridays. Such additional route availability is normally published by AIP or AIC and is defined in the NM CACD.

**RPL Requirements**

All RPLs for IFR/GAT flights operating within the IFPS shall be submitted to the RPL team for processing. They shall contain a route, which should be permanently available at the time and level established by the RPL system profile calculation.

CDR 3 routes may not be used in RPLs.

Where there are differences between week, weekend and night route availability, each aircraft operator whose RPLs are affected by such differences shall provide separate weekday, weekend and night RPLs based on those differences for the flights concerned.

**(4) System Processing**

The AUP and UUP(s) shall be transmitted to the NM Environment system where it is automatically processed and the CDR conditions of routes are dynamically updated. This information is automatically transmitted to the IFPS system and the route conditions updated accordingly.

The route availability conditions used by the IFPS when processing flight plans and associated messages shall be updated automatically when the EAUP/EUUP is transmitted.

The IFPS shall automatically check the availability of Conditional Routes and invalidate those messages where the IFPS calculates the profile of any IFR/GAT part of the route to enter a CDR segment that is not available at that time and level.

Those messages that fail automatic processing by the IFPS for reasons of route availability shall be passed for manual treatment by the IFPS staff.

## 45. ROUTE AVAILABILITY DOCUMENT (RAD)

(1)

### *General*

The Route Availability Document (**RAD**) is a sole-source-planning document that combines AIP Route Flow Restrictions with Air Traffic Flow and Capacity Management (**ATFCM**) routing requirements designed to make the most effective use of ATC capacity. The RAD is finalised during the ATFCM strategic planning process organised by the NM.

The RAD consists of 7 appendices:

- Appendix 1: RAD General Description
- Appendix 2: Area Definitions (TMA, FIR etc.).
- Appendix 3: City-Pair Level Capping.
- Appendix 4: Enroute DCTs/General Limits and DCTs MAP.
- Appendix 5: Aerodrome DCT Limits.
- Appendix 6: Flight Profile Restrictions. It contains the vertical profile elements of the Letters of Agreement between adjacent ACCs.
- Appendix 7: FUA Restrictions. It defines the RSAs and their corresponding restrictions.
- A Network wide Pan-European Annex,
- And if necessary a separate Annex for special events, containing restrictions of temporary nature (i.e. European/World sport events, Olympic Games, large scale military exercises, economic forums ...).

The implementation of RAD restrictions is based on the AIRAC calendar as far as possible.

Since the introduction of the RAD, the NM has subsequently developed a process whereby RAD restrictions may be introduced into the NM CACD on-line, rather than only in accordance with the AIRAC calendar. This has been made practical with the introduction of the reprocessing of the IFPS valid flight plan database.

The on-line input and modification of RAD restrictions is designed to allow consistency of flight plan data between the AO, ATS and the NM by reprocessing flight plans against constraints (closures), opportunities (openings) and/or corrections of RAD restriction in the NM CACD.

(2)

### *Requirements*

All flight plans and associated messages for IFR/GAT flights or parts thereof intending to operate within the IFPS shall be submitted to the IFPS for processing.

The **RAD** (Route Availability Document) provides a single fully integrated and co-ordinated list of routing restrictions and requirements for the NM area.

Exceptions to these schemes are not envisaged under normal conditions, however, FMPs and ATSU's occasionally authorise the use of non-compliant routes, on their initiative, for very specific flights (aircraft delivery, equipment test, etc). These one-off authorised exceptions shall be noted in the IFPS operational log book and briefed to the IFPS staff by the IFPS Supervisor. Any additional information or list of authorised flights shall be held at the IFPS Supervisor position. A remark in Item 18, indicating the prior authorisation, will facilitate the identification of these cases during the treatment of the message by the IFPS.

Where such approval is given for specific cases over a period of time, a relevant operational instruction containing the list of those cases having received prior authorisation shall be provided for the IFPS staff and updated as necessary.

For those messages containing route details, the IFPS shall determine the availability of that route or each part thereof, at the time and level calculated for that flight during the profile calculation carried out by the IFPS.

The IFPS shall check all IFR/GAT flights or parts thereof operating within the IFPS for compliance with any relevant RAD restrictions, including those military flights operating under GAT conditions.

---

## IFPS USERS MANUAL

---

The RAD document shall be updated each AIRAC cycle to reflect periodical changes in the airspace of the IFPZ and shall be available via the NM Website at [www.eurocontrol.int](http://www.eurocontrol.int).

An intermediate incremental file is produced and valid until 6 days before the AIRAC switch, to allow modifications to the coming AIRAC. Via this file, the RAD restriction details may be modified after a specified change from an ANSP.

Temporary changes to the RAD restrictions during the currently-applicable AIRAC due to exceptional circumstances shall be published via the 'What is New' Web page, giving details of the new restrictions.

Where a RAD restriction is required to be modified or cancelled on-line after an operational incident report, or on request for a new RAD restriction, it shall be entered into the NM CACD on-line only after having been approved by the RAD Management Team and validated by the NMOC.

### (4) *System Processing*

Where a route listed in the RAD document is filed in the route of Item 15: Route in a message, the IFPS shall check that route for RAD compliance.

#### Route is RAD compliant

Those messages containing route details that are RAD compliant may be processed automatically by the IFPS and distributed to the relevant ATC Units and ETFMS. An **ACK** message shall be returned to the message originator/AO.

#### Route is not RAD compliant

Those messages containing route details that are not RAD compliant may fail automatic processing and be presented to the IFPS staff for manual treatment. A Manual (**MAN**) message shall be returned to the flight plan originator /AO.

Depending on manual processing procedures, the IFPS staff may accept a message containing a non-RAD compliant route and shall indicate this with the inclusion of the IFP/ERROUTRAD indicator. The message shall be distributed to the relevant ATC Units and ETFMS, with the warning indicator 'IFP/ERROUTRAD', and an **ACK** message including the warning indicator shall be returned to the message originator /AO.

**Note** With regards to the rules pertaining to the ICAO flight plan form, where a change of speed or level is indicated, the correct interpretation of this provision is that a change in level is to be **initiated** at the point indicated in the route of the filed flight plan.

The NM systems (IFPS and ETFMS) are designed to calculate aircraft trajectories in line with the ICAO interpretation. But at the same time it is recognised that a number of aircraft operator flight planning systems do not interpret speed level change information in accordance with the ICAO interpretation. This may give rise to flight plans and associated messages being referred for manual processing in IFPS (or rejected by IFPUV) where a submitted message indicates a change of level at a point from which a RAD level restriction applies. In order to ensure that the restriction is fully respected (and thus ensure automatic processing by IFPS) flight plan originators need to submit messages that adhere to the ICAO interpretation of a speed and level change.

Where a RAD restriction is modified or introduced on-line, the impact on those affected flight plans held in the IFPS valid flight plan database shall be indicated to the IFPS staff when the IFPS reprocessing event takes place up to the EOBT of that flight.

Problems in RAD implementation for the AIRAC cycle

Due to the complexity of the RAD, errors may not be detected in time to be corrected in the NM CACD component for an AIRAC cycle. This may then lead to one of the following situations:

#### **Route is RAD compliant but generates incorrectly a RAD error:**

Where a route complies with the restrictions detailed in the RAD, a message may fail automatic processing and may be presented to the IFPS staff for manual treatment. This

---

## IFPS USERS MANUAL

---

may happen where a specific restriction incorrectly generates an error, causing the IFPS staff to manually force the acceptance of the message. A Manual (**MAN**) message shall be returned to the message originator / aircraft operator, followed by an ACK message.

### **Route is not RAD compliant but is automatically accepted by the IFPS:**

Where a route does not comply with the restrictions detailed in the RAD document, a message may be automatically processed by the IFPS and distributed to the relevant ATC Units and ETFMS without a warning indicator. This may happen where the Airspace Data Section has disabled a specific restriction, or has wrongly implemented a restriction. Where and if required, the ETFMS may create a 'zero-rate regulation' in order to make the originator aware, of the RAD non-compliance. An ACK message shall be returned to the message originator /AO. This 'zero-rate regulation' may result in the application of a substantial delay to that flight by the ETFMS [see the Network Operations Handbook - ATFCM Users Manual].

Where a route does not comply with the restrictions detailed in the RAD document, a message may be automatically processed by the IFPS and distributed to the relevant ATC Units and ETFMS, with the warning indicator 'IFP/ERROUTRAD'. This may happen where a specific restriction has been implemented incorrectly and where the Airspace Data Section has qualified the restriction to be 'soft'. An ACK message including the warning indicator shall be returned to the message originator /AO.

## 45.1 General Procedures for Busy Friday and Public Holiday

The weekend route structure is normally made available from 15h00 on the day preceding a Public Holiday until 07h00 on the day after. This availability is entered in the NM CACD either following publication in AIPs and AICs or via the EAUP.

In accordance with arrangements agreed under the FUA Concept, some Fridays shall be designated as Busy Fridays in the airspace of a number of European states where Harmonised Early Access to weekend/conditional route structure is permitted from 10h00 instead of the standard 15h00. Such additional route availability is normally published by AIP or AIC and shall be reflected in the NM CACD.

## 45.2 General Procedures for RAD Errors due to a NM CACD Deficiency

Restrictions shall be described in one of three different modes in the NM CACD system:

**HARD** Processing will raise an IFPS error to be corrected in accordance with Manual Processing Procedure.

**SOFT** Processing will not raise an IFPS error. An IFP/ERROUTRAD indicator shall be automatically inserted into the message. Data on the restriction is present in IFPS (search RAD restriction).

**DISABLED** Processing will not raise an IFPS error. Data on the restriction is not available in the IFPS, but contained in the 'List of Anomalies Report' from DT. Traffic might be caught via a zero-rate restriction in ETFMS.

**Note** The IFPS Software Requirements Document states that only flights that are IFR/GAT at the entry in the reference location are subject to the unit; flights are not subject where they are in OAT, VFR or IFPSTOP.

The IFPS staff shall always check for the correctness of the raised error:

- If the error has been raised incorrectly due to a known CACD deficiency, the IFPS staff shall apply the correction procedure as detailed in the operational instructions.
- If the error has been raised incorrectly due to a CACD deficiency, the IFPS staff shall raise the corresponding Ops Incident in Remedy CCMS and shall ignore the error.

## 45.3 Preparation of On-line RAD Modifications

The following procedure describes the steps which will lead from the reception of the claim to the transmission of the data to DT section for input and validation.

---

**IFPS USERS MANUAL**

---

- 1. Reception of Request from:**
  - OPS incident report asking to correct a wrongly implemented restriction. The OPS section is getting the result of the investigation about a wrongly implemented RAD restriction. A decision of disabling the restriction, ignoring the error in IFPS, or correcting the restriction is taken.
  - A National RAD Coordinator asking to implement a new restriction based on a NOTAM.
  
- 2. Assessment of the request considering:**
  - Operational goal.
  - Impact on traffic.
  - Potential Impact on Flight planning reprocessing.
  
- 3.** Decision to reject or accept. In case of rejection, possible tactical solutions could be provided.
  
- 4.** DMR sent to AD supervisor for ENV implementation and validation. This DMR should contain the operational goal and the restriction description.
  
- 5.** Once the restriction is implemented, a validation process should take place in NMC in coordination between DT and OPS section in order to evaluate the impact of the new/corrected restriction.
  
- 6.** The decision to enable the restriction in OPS section is taken or not depending on the evaluation result of point 5.



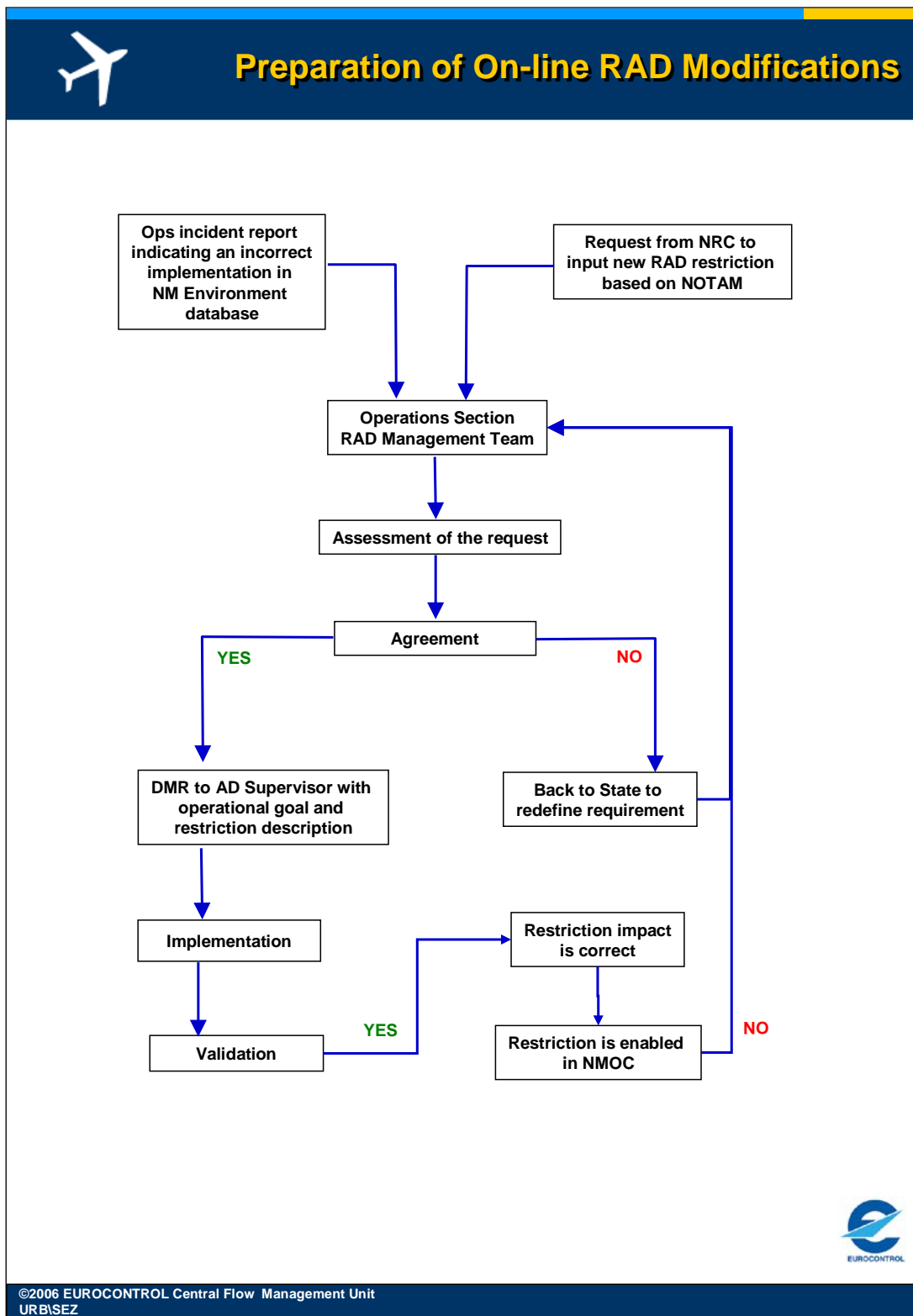


Figure 45-1 Preparation of On-line RAD Modifications

## 45.4 RAD Errors for Profile

To ensure consistency in manual processing for messages with RAD errors due to profile, the following table shall be applied by the IFPS staff:

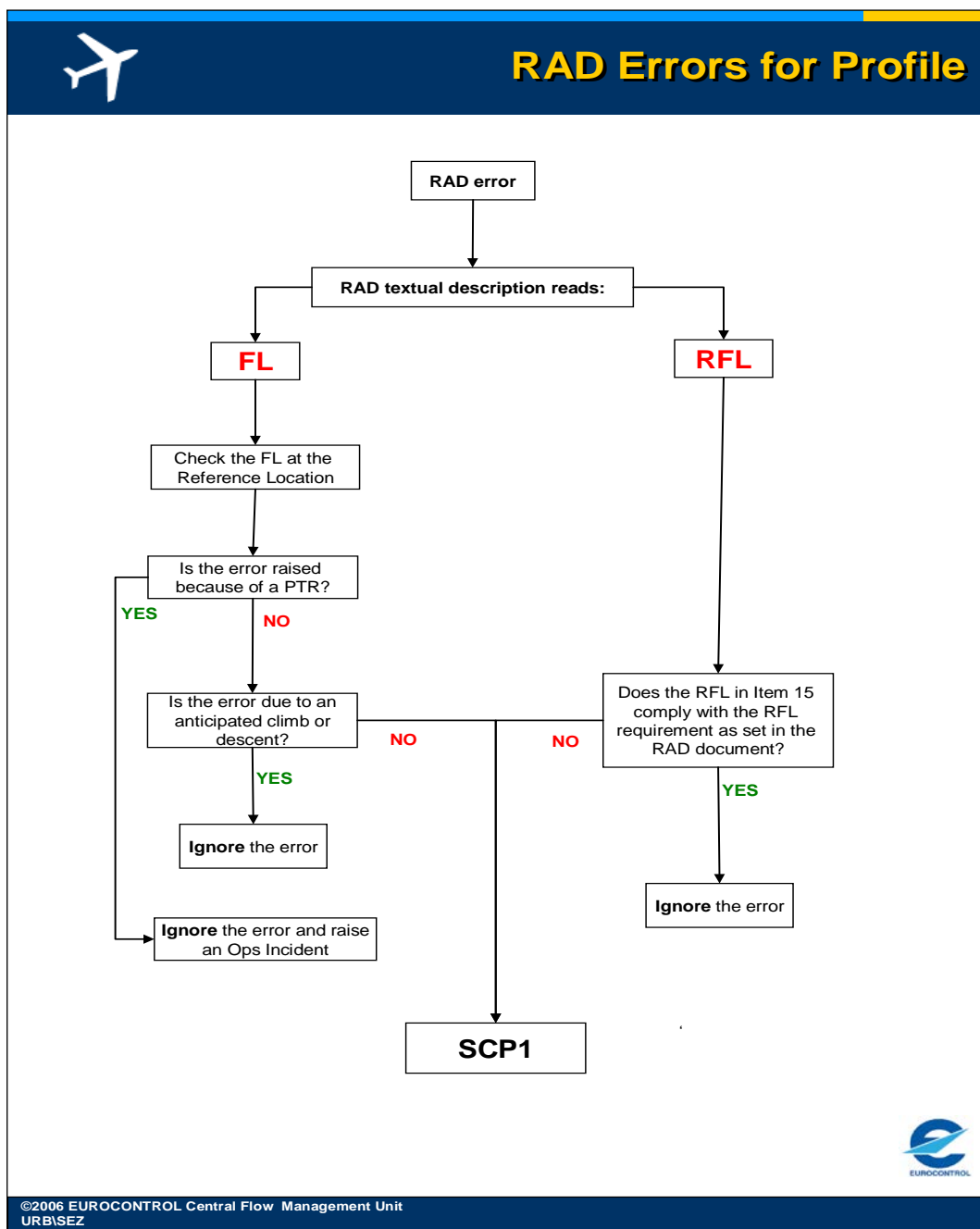


Figure 45-2 RAD Errors for Profile

**Note** The RFL requirement is either:

- A general statement on the first page of a RAD annex stating that where the RFL is mentioned, it applies to the complete airspace (e.g. EG and LI annexes).
- A specific airspace, in which case it is indicated in the textual description of the RAD unit.
- For the point or the segment, in which case nothing specific is stated in the textual description of the RAD unit.

## IFPS USERS MANUAL

### 45.5 Verification of RAD Restrictions per AIRAC Cycle

The RAD integrates both structural and ATFCM requirements, both geographically and vertically.

The RAD is updated each AIRAC cycle, following a structured standard process of requirement, validation and publication by the NM in cooperation/coordination with the States and AOs. To enable a thorough verification of the RAD when applied in the IFPS, the following methodology has been developed:

The NM RAD team produces a document containing all the RAD restrictions with every AIRAC release. A draft version of this document is produced at AIRAC -49 (i.e. two AIRAC cycles in advance) in order to allow validation of the RAD, while the final version takes into account the results of that validation prior to final publication at AIRAC -34.

The document is written using an MS Word template, and is named RADnnnn.doc, (where nnnn refers to the AIRAC release number). The document is also converted to PDF format. This document is transmitted by e-mail to, amongst others, the global IFPS supervisor e-mail address, and should be stored in the dedicated directories.

In addition, the Airspace Data section produces two sets of results of currently valid flight plans (extracted from the AN1 output logs), one extracted from a week-end day and another extracted from a week day (invariably a Saturday and Tuesday, respectively). The results are achieved by injecting the sets of flight plans against the new NM CACD in a massive run. In most instances, the errors generated represent a modification in the IFPS (by invalidating certain flight plans) due to new restrictions. However, there are instances when the simple realignment of ATS routes or the removal of a mandatory / forbidden point from an ATS route can invalidate flight plans.

The results have to be carefully analysed by reading the text of the restriction, analysing the contents of the flight profile, and reaching the conclusion of whether the IFPS system is behaving in accordance with the published restriction, or not.

In the eventuality of a discrepancy, reference to the national RAD Coordinator is required, via an incident report, to ensure that the document produced internally by the NM RAD team is compliant with that of the national administration. If it is not, an increment file is available to cover the changes from D-34 to D-6 where changes to the RAD restrictions are modified in the NM CACD.

During the validation of the NM CACD test tape, it is of paramount importance to carry out any problem analysis before AIRAC -10, as all the DMRs must be translated into NM Environment data by this date. All DMRs received by AD after this date shall be part of the dynamic implementation of RAD data concept.

This procedure does not permit the detection of flight plans violating RAD restrictions due to an 'under-definition' of a particular restriction. These can only be captured by the production of test cases. The following table describes the sequence of events in this procedure:

Date	Task
<b>AIRAC -20</b>	Reprocessing of FPLs against new NM CACD (test tape).
<b>AIRAC -10</b>	Deadline for closure of modifications to NM CACD.
<b>AIRAC-7</b>	Reprocessing of FPLs against new NM CACD (final tape).
<b>AIRAC -6</b>	Implementation of Disabled restrictions (following EDTCB meeting) or live update and 'What is New' page entry.
<b>AIRAC -4</b>	Production of operational instructions

## 45.6 RAD Units with Dependant Applicability

The RAD allows for the checking of one constraint, depending on the status of a non-associated entity. For example, the IFPS will raise an error if a flight is planned via airspace ABC (constraint) if route XYZ (entity) is open. Because of the non-associated entities, the IFPS will not always have the exact entry time of the dependant entity. For example, the IFPS will know the entry time into airspace ABC, but will not know the entry time into the dependant route XYZ if the flight route was to be changed. The IFPS uses the time over the reference location of the RAD unit for checking the availability of the dependant entity.

Error message ref.	General RAD and Route Availability
<b>Explanation:</b>	When flight plan message profiles are arriving around the beginning or end of the route closure, the difference in estimated time over the route segment and estimated time over the reference location of the restriction can lead to a route availability error on one route and a RAD error on the alternative route. It can also lead to a RAD error on the filed route and another RAD error on the alternative route.
<b>Instruction:</b>	<p>If a RAD error is raised indicating that:</p> <ul style="list-style-type: none"> <li>• an alternative route is mandated during its opening times, or</li> <li>• the filed route is forbidden during the opening times of an alternative route</li> </ul> <p>Then the IFPS staff shall apply the following procedure:</p> <p>If the required re-route puts the profile onto the alternative route during its closure time at any stage, do not use this route. Ignore the RAD error in these cases.</p> <p>If the required re-route causes another RAD error, determine the calculated entry time into the dependant constraint and ignore the RAD error that is outside the calculated time.</p>

## 45.7 Incorrectly Suspended Flights

<b>Explanation:</b>	When EAUP/EUUP(s) have been processed, the IFPS might incorrectly suspend some flights via the IFPS reprocessing mechanism (e.g. on CDR routes UZ662, UL153, UL150).
<b>Instruction:</b>	<p>The duty Supervisor shall monitor the list of non-compliant flights. Where flights have been identified as being suspended incorrectly, the flight shall be forced compliant as per the following procedure:</p> <p>If the required re-route puts the profile onto the alternative route during its closure time at any stage, do not use this route. Ignore the RAD error in these cases.</p> <p>If the required re-route causes another RAD error, determine the calculated entry time into the dependant constraint and ignore the RAD error that is outside the calculated time.</p> <p>An entry into the Flight Planning logbook via the OPSD Console shall be made accordingly.</p>

## 45.8 Flight Plan Messages on Closed NTFSR

A non-published RAD unit has been created in order to raise an error in the IFPS when a flight is filed on a closed EI/EG NTFSR and the ETO at the EI/EG boundary is within 20 minutes of the closing time. This RAD unit will display an 'INSIDE NTFSR BUFFER' error to signify that the ETO falls within the specified buffer and that ACH/APL derived from an FNM or MFS can have the forbidden NTFSR error ignored.

<b>Error message ref.</b>	EURO6000A, 6001A, 6002A or 6003A, 'INSIDE NTFSR BUFFER'
<b>Explanation:</b>	Agreed buffer for acceptance of messages arriving late on NTFSR.
<b>Instruction:</b>	<p><b>FNM/MFS Processing</b> - When an ACH/APL derived from an FNM or MFS message gives a RAD error for flying on a closed NTFSR, the error shall be ignored if the ETO at the EI/EG boundary is <b>less</b> than 20 minutes after the closing time of the route. The special 'buffer' error shall also be ignored.</p> <p>If the ETO is <b>more</b> than 20 minutes after the closing time of the route, the route shall be corrected to follow the published fixed route network.</p> <p><b>FPL/CHG/DLA processing</b> - when a FPL, CHG or DLA message gives a RAD error for flying on a closed NTFSR, the IFPS staff shall apply SCP1. If the message is to be rejected, the special 'buffer' error shall be ignored before the rejection: this is to ensure that the 'buffer' error is not sent in the REJ operational reply message.</p>

**INTENTIONALLY LEFT BLANK**

## 46. REDUCED VERTICAL SEPARATION MINIMA (RVSM)

### (2) *Requirements*

All flights operating in the EUR RVSM area between FL290 and FL410 shall be suitably equipped to do so.

Those flights that are suitably equipped to operate in the EUR RVSM airspace shall indicate such with the letter W in the equipment of a flight plan, regardless of the filed flight level.

Only RVSM approved aircraft and non-RVSM approved State aircraft shall operate between FL290 – FL410 inclusive within the lateral limits of the EUR RVSM airspace.

Non-RVSM approved aircraft shall operate below FL290 or above FL410 inside the lateral limits of the EUR RVSM airspace.

Flights operating under VFR shall not be authorised within the lateral limits of the EUR RVSM airspace between FL290-FL410 inclusive.

Civil formation flights shall not be authorised within the lateral limits of the EUR RVSM airspace between FL290-FL410 inclusive.

### (3) *Message Format*

RVSM approved aircraft shall include the following in the flight plan and any associated messages:

Equipment	W
Route	FL290 - FL410 inside the EUR RVSM airspace. RVSM entry/exit point + speed level group if entering or leaving the EUR RVSM airspace from or to non-RVSM airspace.

Non-RVSM approved State aircraft or formation flight of State aircraft shall include the following in the flight plan and any associated messages:

Type of Flight	M
Route	FL290 – FL410 inside the EUR RVSM airspace. RVSM entry/exit point + speed level group if entering or leaving the EUR RVSM airspace from or to non-RVSM airspace.
Other information	STS/NONRVSM

### (4) *System Processing*

The IFPS shall check that any flight planning to enter the EUR RVSM airspace is suitably equipped and approved to do so by checking Items 8: Type of Flight, Item 10: Equipment, Item 15: Route and Item 18: Other Information in any submitted message.

Those flights planning to enter or leave the EUR RVSM airspace from or to a non-RVSM airspace shall include in the route of the flight plan the entry point and/or exit point at the lateral limits of the EUR RVSM airspace. At this point the requested speed and flight level for that portion of the route commencing immediately after the RVSM entry point shall be indicated.

State formation flights shall not insert W in the equipment indicators of a message submitted to the IFPS for processing.

Those flights whose planned trajectory indicates that they shall be established in the descent phase to an adjacent destination aerodrome at the RVSM entry/exit points, shall include the RVSM entry/exit point in the submitted route and, where appropriate, the co-located STAR.

There is no requirement for an indicated requested flight level and speed to be associated with the RVSM entry/exit point under these conditions.

Those messages that fail automatic processing for reasons related to RVSM shall be presented for manual treatment by the IFPS staff, who under certain circumstances may force certain RVSM errors through processing, using the IFPSTOP-IFSTART procedure. This shall result in the automatic inclusion of an IFP indicator in the message.

Where an AFP/AFIL is the source of the flight plan, the system shall automatically insert IFP/RVSMUNKNOWN in Item 18 of that message.



## 47.

## 8.33 kHz CHANNEL SPACING

(1)

*General*

Due to a congested VHF radio frequency band, the switch from 25 kHz to 8.33 kHz channel frequency spacing in VHF voice communications was designed to increase the number of available frequencies.

The carriage of 8.33 kHz channel spacing capable radio equipment has been made mandatory from the 15th March 2007, for aircraft operating in the IFPS above FL195, on the understanding that an individual State may grant exemptions within its area of responsibility. The mandatory carriage of 8.33 has reduced but not eliminated frequency congestion. Therefore the only realistic option to resolve medium to long-term congestion problem is the further deployment of 8.33 kHz channel spacing.

The Network Manager has been mandated by the European Commission to develop requirements for the coordinated further implementation of 8.33 channel spacing.

The outcome of this led to the publication of the Commission Implementing Regulation (EU) No 1079/2012 of 16 November 2012 laying down the requirements for voice channels spacing for the Single European Sky.

The EU regulation can be accessed with the following url:

<http://eur-lex.europa.eu/LexUriServ/LexUriServ.do?uri=OJ:L:2012:320:0014:0024:EN:PDF>

As of 1<sup>st</sup> of January 2014, the 8.33 kHz channel spacing will gradually become mandatory below FL195 in the airspace of the ICAO EUR region **where** EU Member States are responsible for the provision of ATS. By the 31<sup>st</sup> of December 2018, it is planned that EU member states shall have all frequency assignments converted to 8.33 kHz channel spacing.

Aircraft operators or agents acting on their behalf shall be aware of this EU regulation.

(2)

*Requirements*

All IFR/GAT flights or parts thereof operating in 8.33 kHz airspace above FL195 within the IFPS or below FL195 in the airspaces where 8.33 kHz is implemented, are required to carry the 8.33 kHz radio equipment, except where exemptions apply (as defined in the national AIP of the State concerned) and as specified by the terms of those exemptions.

Whenever an aircraft is equipped with the 8.33 kHz radios, the letter Y shall be inserted in Item 10: Equipment, of the filed flight plan.

If the aircraft is not equipped with 8.33kHz radios but the aircraft is exempted from the carriage of the 8.33 kHz radios [refer to the national AIP of the state concerned to see if the flight is eligible], the letter Y **shall not** be inserted in Item 10: Equipment, but COM/EXM833 **shall** be inserted in the Item 18 as well as 'Z' in Item 10a of the filed flight plan.

Only those State aircraft [see Note below] that are **not** equipped with 8.33 kHz capable radios but are equipped with UHF, shall be permitted to fly in 8.33 kHz airspace where UHF coverage is provided or special procedures are implemented [see the national AIP of the State concerned]. To indicate such, the letters 'U' and 'Z' shall be inserted in Item 10a Equipment and 'COM/EXM833' shall be inserted in Item 18 of the filed flight plan.

The ACK message for such an exempted message shall contain the following comment:

'THIS FLIGHT MAY REQUIRE SPECIAL HANDLING BY ATC DUE TO 8.33 kHz CARRIAGE REQUIREMENTS'

Medical flights specifically declared by the medical authorities and aircraft engaged in search and rescue missions, are not automatically exempted from the 8.33 kHz mandatory carriage requirements. However, these special flights shall not be rejected by the IFPS whenever STS/HOSP or STS/SAR are identified by the IFPS system in the filed flight plan.

Where the status of the 8.33 kHz radio capability changes prior departure, such a change shall be notified to the IFPS by means of a modification message (CHG) or by filing a new flight plan.

**Note** For ATM purposes and with reference to Article 3(b) of the Chicago Convention, only aircraft used in military, customs and police services shall qualify as State aircraft.


Accordingly:

- Aircraft on a military register, or identified as such within a civil register, shall be considered to be used in military service and hence qualify as State aircraft.
- Civil registered aircraft used in military, customs and police service shall qualify as State aircraft.
- Civil registered aircraft used by a State for other than military, customs and police service shall not qualify as State aircraft.

**If the aircraft is not equipped with 8.33 kHz radio (no Y in Item 10a) and penetrates only airspaces where 8.33 kHz is not mandatory below FL195 in the airspace of the EU members States plus Norway and Switzerland then the ACK message shall contain the following comment:**

**-COMMENT MANDATORY 8.33KHZ RADIO EQUIPMENT REQUIRED FROM 01/01/2018.  
<LIST OF FIRs> FIR MAY REQUIRE 8.33KHZ CARRIAGE BEFORE THIS DATE. CHECK AIP/AIC.**

(3) Message Format

 **IFPS Reference Graph for 8.33 kHz Flight Planning**

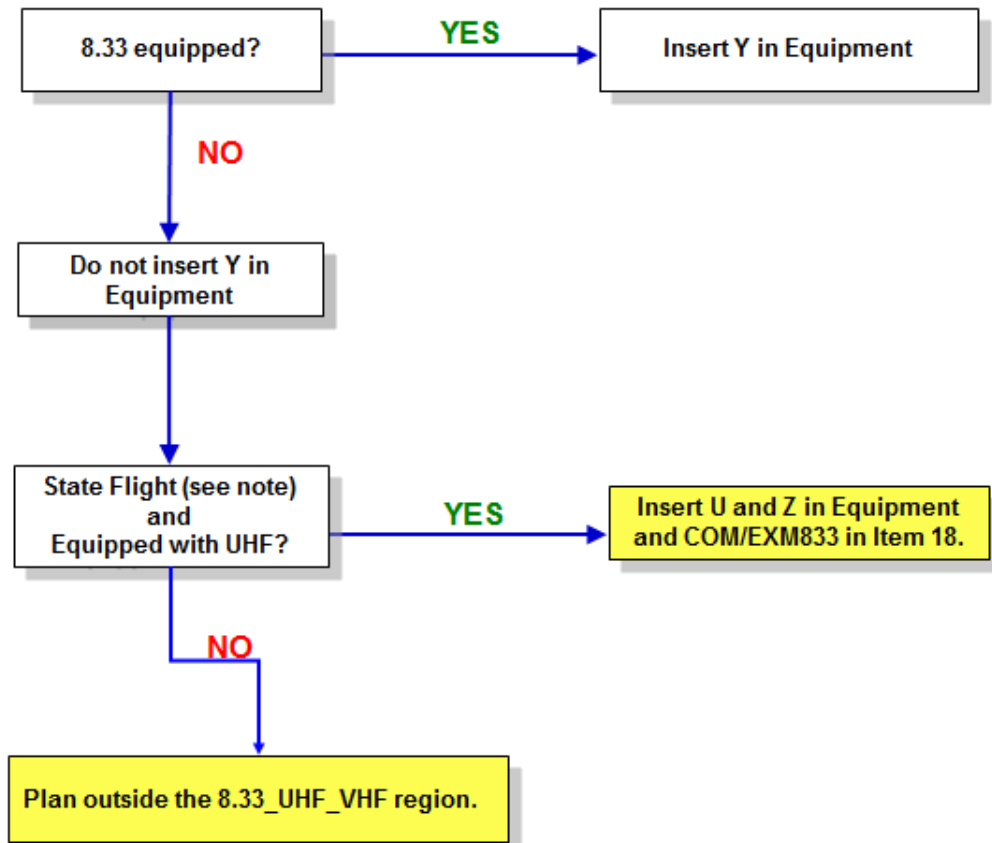



Figure 47-1 IFPS Reference Graph for 8.33 kHz Flight Planning

 **RPL Reference Graph for 8.33 kHz Flight Planning**

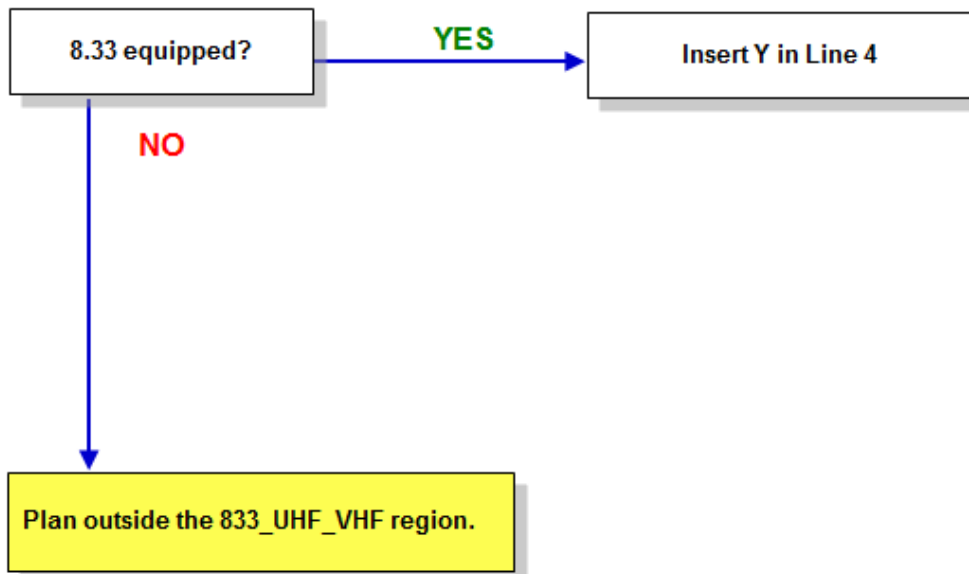


Figure 47-2 RPL Reference Graph for 8.33 kHz Flight Planning

## IFPS USERS MANUAL

### (4) System Processing

Two 8.33 kHz regions are defined in the NM CACD which the IFPS uses to perform the 8.33 kHz flight plan checks. The regions for the 8.33 kHz checking mechanism are:

8.33 Region Indicator	Description
833_EUR_IFPS	Composed of all those airspaces inside the IFPZ within which 8.33 kHz equipped flights, State flights with UHF and non-equipped exempted flights are allowed.
833_VHF_UHF	Composed of all those airspaces inside the IFPZ within which only 8.33 kHz equipped flights and State flights with UHF are allowed.

**One 8.33 kHz region is defined in the NM CACD which IFPS uses (in parallel with the 833\_VHF\_UHF region) to determine if the ACK for a flight plan shall contain the 8.33 kHz warning/comment (See Section 17 ACKNOWLEDGEMENT).**

8.33 Region Indicator	Description
<b>833_WARNING</b>	<b>Composed of all those airspaces below FL195 of the EU members States, Norway and Switzerland.</b>

The IFPS shall make a crosscheck between the concerned airspaces crossed by the flight profile and the radio communication equipment indicated in Item 10: Equipment and/or type of flight in Item 8: Type of Flight and/or Item 18: other information, provided in the submitted message.

If Item 10: Equipment of the submitted message contains Y, then that flight is considered to be compliant.

If Item 10: Equipment of the submitted message does not contain Y, but contains 'Z' and 'U' and the exemption indicator COM/EXM833 is present in Item 18: Other Information, and the flight is a STATE flight, then that flight shall be considered compliant.

If Item 10: Equipment of the submitted message does not contain Y but contains the exemption indicator COM/EXM833 and the flight is not penetrating the 833\_UHF\_VHF region, then that flight shall be considered compliant.

In all the other cases, the flight shall be considered not compliant and shall fail automatic processing.

When a flight is deemed to be non-compliant by the IFPS, the following is applied in order of priority:

- Whenever the flight is indicated as a STS/SAR or STS/HOSP flight then it is accepted and the following comment is added in the operational reply message from IFPS: 'FLIGHT PLAN IS NOT COMPLIANT WITH 8.33KHZ RADIO EQUIPMENTS; EXPECT SIGNIFICANT OPERATIONAL PENALTY'.
- In case the flight plan is sent for manual processing by the IFPS staff and the 8.33kHz error is manually ignored then the following comment is added in the operational reply message from IFPS: 'THIS FLIGHT DOES NOT COMPLY WITH 8.33 RADIO EQUIPMENT'.

IACH and IDLA messages shall **not** be checked for 8.33 kHz compliance.

### IFP Indicators

IFP/NON833  
IFP/833UNKNOWN

## 47.1 General Procedures for 8.33 kHz Errors

Exceptionally, and at the duty supervisor's discretion, it may be necessary to re-route a flight for reasons of 8.33 kHz-compliance. If such a situation occurs, the IFPS staff shall take the following into account:

- Descent and climb ('YOYO' flights) to avoid the IFPS 8.33 kHz regions shall not be used. If a descent is required, the remainder of the flight shall be conducted outside the IFPS 8.33 kHz regions.
- If a route is proposed to avoid the IFPS 8.33 kHz region, it should be noted that this change of route could take the flight into States for which the flight has no 8.33 kHz exemption and may therefore not be accepted by the States concerned.

Errors shall not be manually ignored for those flights where the profile is below the 8.33 kHz regions but the requested flight level is inside the vertical limits of the 8.33 kHz regions.

**Non-implementing States within the 8.33 kHz mandatory carriage area:**

Some States within the area of mandatory carriage have currently not implemented 8.33 kHz channel-spacing operations in their airspace and area of responsibility. An exemption allows non-8.33 kHz equipped aircraft to fly within that portion of the airspace of mandatory carriage where the exemption applies.

## 48. SSR MODE-S

### (1) *General*

The SSR Mode-S enhanced surveillance programme is designed to provide more and better quality information on aircraft in flight for air traffic control. Mode-S aircraft equipment shall only be mandatory in those airspaces participating in the Mode-S programme. Mode-S airspace is defined as those airspaces from ground up to unlimited for which the Mode-S rules are applicable.

Further details are available at [www.eurocontrol.int](http://www.eurocontrol.int) or the relevant National AIPs.

The principle of Mode-S dictates that each aircraft is assigned an individual and unique identification number known as an ICAO 24-bit Aircraft Address (**AA**), which is pre-set and cannot be changed from the cockpit.

Two types of Mode-S shall be available:

- a) Elementary surveillance: position + altitude + downlinked aircraft identification.
- b) Enhanced surveillance: as in Elementary surveillance + heading + speed + selected vertical intention.

The carriage and operation of Mode-S enhanced surveillance functionality shall be mandatory for all aircraft with:

either a maximum take-off mass in excess of 5700 kg;

or a maximum cruising true airspeed in excess of 250kts;

or both a maximum take-off mass in excess of 5700 kg and a maximum cruising true airspeed in excess of 250kts.

These criteria shall apply to those aircraft conducting IFR flights as General Air Traffic (**GAT**) in designated airspace.

**Note** Although the IFPS shall not process VFR flights or those parts of flights conducted under VFR, such flights may be subject to Mode-S requirements. For further details it is advised to check the relevant national AIPs.

### (2) *Requirements*

Those flights that are suitably equipped to operate within the Mode-S airspace shall indicate such in Item 10b: Equipment of the flight plan by inserting one or more of the following letters:

**Note** When 'I' is present it excludes S, E, H, L (as well as P and X).

- I** (Transponder-Mode-S, including aircraft identification transmission, but no pressure-altitude transmission).
- S** (Transponder-Mode-S, including both pressure-altitude and aircraft identification transmission).
- E** Transponder-Mode S including aircraft identification, pressure-altitude and extended squitter (ADS-B) capability.
- H** Transponder-Mode S, including aircraft identification, pressure altitude and enhanced surveillance capability.
- L** Transponder-Mode S, including aircraft identification, pressure-altitude, extended squitter (ADS-B) and enhanced surveillance capability.

**(3) Message Format**

In addition to those standard equipment designators, **I**, or one or more of the following designators: **S, E, H L**, as appropriate for the equipment for that aircraft, shall be inserted in Item 10b: Equipment.

**(4) System Processing**

The IFPS shall check compliance with Mode-S requirements, and shall insert the IFP indicator IFP/MODESASP in the flight plan distributed to ATC where that compliance is met. Such compliance shall comprise:

- **I, S, E, H or L**, in Item 10b: Equipment and:
- The flight enters the designated Mode-S airspace and remains entirely within the Mode-S airspace for the rest of that flight and arrives at an aerodrome flagged as Mode S or
- The flight takes place entirely within the Mode-S designated airspace between aerodromes flagged as Mode S.

Where compliance is not met, the IFPS shall not fail the processing of that message, and shall not pass such messages for manual treatment by the IFPS staff.

It shall be possible to indicate the unique Mode-S airframe code by inserting the sub-field CODE followed by a '/', then 6 hexadecimal characters e.g. CODE/A1234D.

When the sub-field CODE is not followed by 6 hexadecimal characters and there was no CODE value from a previously processed message for that flight, the IFPS shall attach the following warning message to the ORM:

WARN: INVALID AIRCRAFT ADDRESS (CODE) HAS NOT BEEN STORED

and the IFPS shall automatically remove the CODE from that message.

Where the CODE sub-field is not followed by 6 hexadecimal characters and the IFPS holds a CODE value from a previously processed message for that flight, the IFPS shall attach the following warning messages to the ORM:

WARN: INVALID AIRCRAFT ADDRESS (CODE) HAS NOT BEEN STORED PREVIOUS AIRCRAFT ADDRESS HAS BEEN REMOVED

and the IFPS shall remove the CODE from that message and the CODE from the previously processed message.

When a submitted message (AFP, CHG or FPL) changes the status of the IFP/MODESASP indicator, then:

- if the existing valid flight plan held by the IFPS contains the IFP/MODESASP indicator, then the distributed message resulting from the new message shall contain the full new Item 18 where such is present.
- if the existing valid flight plan held by the IFPS does not contain the IFP/MODESASP indicator, then the distributed message resulting from the new message shall contain the IFP/MODESASP indicator.

**IFP Indicators**

IFP/MODESASP



## 49. EN-ROUTE STAY INDICATOR

(1)

### *General*

The STAY indicator has been introduced by the IFPS to enable time delays associated with certain special en-route activities such as training flights, air-to-air refuelling, and photographic missions etc. to be entered into the route of a flight plan. This feature shall enable the IFPS to make a more accurate profile calculation.

The STAY indicator may be used in association with any significant point in the route, including the first and last points, but it may not be associated with a SID/STAR designator.

It is also possible to indicate an en-route delay or holding with the use of DLE/ in item 18 of the flight plan (see section 110. EN-ROUTE DELAY OR HOLDING).

The rationale for using the STAY as opposed to the DLE is the following:

- The STAY is implemented within Item 15 where routing/trajectory related information is extracted.
- The use of Item 15 and STAY provides the ability to indicate a vertical deviation during the course of the activity.
- The use of Item 15 and STAY provides the ability to indicate an area (between two points) where the activity will take place as opposed to a single point.
- The use of Item 15 and STAY provides the possibility to indicate training activity taking place at an aerodrome where a training flight may wish to make some practise approaches.
- The use of Item 15 and STAY provides the ability to make a correct indication(s) for circular flights i.e. a flight which may pass overhead the 'DLE/' point more than once.

(2)

### *Requirements*

Where a flight plans to carry out special activities in an area or over an aerodrome, the STAY indicator may be used in the route between the point of entry of the STAY activity and the point of exit of the STAY activity.

The STAY indicator shall only be used for en-route special activities.

The STAY indicator shall only be used for those flights that are completely within the IFPZ.

The time given in the STAY indicator shall be less than the total estimated elapsed time of the flight.

The STAY indicator shall only be available for use in messages with title FPL, CHG or AFP.

It shall be possible to indicate the reason for the STAY in the flight plan.

### *RPL Requirements*

The STAY indicator shall not be used in RPLs.

(3)

### *Message Format*

The STAY indicator shall follow the point at which the STAY is to start, separated from that point by a space. The STAY indicator shall consist of the letters 'STAY', a sequence number followed by a '/', then four numbers giving the time in hours and minutes for which that flight shall be operating under the STAY condition.

**Example** .... WAL STAY1/0100 DCS....

The entry point to the STAY area and the exit point from the STAY area may be the same or different points.

**Example** .... WAL STAY1/0100 WAL....  
.... WAL STAY1/0100 DCS....

## IFPS USERS MANUAL

More than one STAY indicator may be used if so required. Where more than one STAY indicator shall be used, then a sequence number shall be attached to each STAY indicator, using the format of the sequence number up to a maximum value of 9, followed by a '/', then the time indicator.

**Example** .... WAL STAY1/0100 DCS DCT TLA STAY2/0045 FOYLE....

It shall be possible to indicate changes to the speed and flight level at the entry point to the STAY area or the exit point from the STAY area.

**Example** .... WAL/N0427F240 STAY1/0100 DCS/N0442F340 DCT TLA STAY2/0045

It shall be possible to indicate changes to the flight rules (IFR/VFR) or type of flight (GAT/OAT) at the entry point to the STAY area or the exit point from the STAY area.

**Example** .... WAL VFR STAY1/0100 DCS/N0442F280 IFR DCT TLA STAY2/0045 ....  
.... WAL OAT STAY1/0100 DCS GAT DCT TLA STAY2/0045 ....

It shall be possible to indicate the reason for the STAY in the flight plan; for this purpose the sub-field heading 'STAYINFO' shall be used, immediately followed by a '/', then free alphanumeric text.

**Example 1:**

Item 15: Route ....WAL STAY1/0100 WAL....  
Item 18: Other Information STAYINFO1/CALIBRATION OF WAL

**Example 2:**

Item 15: Route ....WAL STAY1/0100 WAL....  
Item 18: Other Information STAYINFO1/MULTIPLE IFR APPROACHES AT...

It shall not be possible to have more than one consecutive STAY indicator associated with the same point.

(4)

### System Processing

The IFPS shall check in the route of all IFR/GAT flight plans and associated messages for those flights operating entirely or partly within the IFPZ for the STAY indicator. If a STAY indicator is found that does not follow the correct format, that message shall fail automatic processing and be passed for manual treatment by the IFPS staff.

Where a correctly formatted STAY indicator is identified in a flight entering or leaving the IFPZ at any point, that message shall fail automatic processing and shall be passed for manual treatment by the IFPS staff.

Where a correctly-formatted STAY indicator is identified in a flight entirely within the IFPZ, the time given with the STAY indicator shall be taken into account when calculating the total estimated elapsed time of that flight.

Where the calculated total elapsed time of the flight plus the STAY time indicator are greater than the total estimated elapsed time of the flight given in the flight plan or associated message, then that message shall fail automatic processing and be passed for manual processing by the IFPS staff.

**Note** Those route parts after the start point and before the end point of a STAY indicator shall not be automatically addressed by the IFPS. Should any extra addressing for such be required, it shall be the responsibility of the message originator to ensure any such addresses receive a copy of the message. The Re-addressing function may be used for this purpose.

## 50. IFPS Monitoring flight evolution

### (1) *General*

The IFPS shall monitor the evolution of a flight, as a Flight Status, from the moment a flight plan for the flight has been filed with IFPS until the flight is closed. The passage of a flight from one stage to another shall be determined by either the passage of time or information received via flight plan and associated messages by the IFPS and flight updated messages (FSA, CPR etc.) by ETFMS. It shall be possible for a flight to skip stages and go directly to a later stage without going through all the previous stages.

Linked to the knowledge of the evolution of a flight, the IFPS will invalidate messages depending on the message title and the current status of the flight.

### (2) *Requirements*

Information received by the NM regarding the progression of a flight is used by the IFPS for the processing of flight plan messages.

The IFPS shall reject cancellation (CNL) messages, EOBT and route updates (CHG and DLA) that are received for a flight after the moment the flight was activated in the NM systems. Depending on the type of information received by the NM for a flight, the activation of a flight in the NM systems occurs:

- When the flight is reported to be airborne through an FDI, FSA, CPR, AFP, FNM, MFS or APR message.
- When the flight is reported to be off-blocks through an ATC DPI (concerns CDM airports and Advanced Tower airports).
- At the departure time received in a DEP message.

Linked to the knowledge of the evolution of a flight, the IFPS shall invalidate:

- DLA and CNL messages that are associated to a flight that is Off\_Blocks, ATC\_Activated, Terminated or Deleted.
- Modification messages (CHG) that contain EOBT or route changes and that are associated to a flight that is Off\_Blocks or ATC\_Activated.
- Modification messages (CHG) that are associated to a flight that is Terminated or Deleted.
- DEP, RQP, FNM, MFS and AFP messages that are associated to a flight that is Terminated or Deleted.
- ARR messages that are associated to a flight that is Deleted.

The flight status information is sent to the IFPS by the ETFMS in a 'Flight Update Message' (FUM). The FUM message shall be recorded in the flight plan history of the flight for which it associated.

### (4) *System Processing*

It shall be possible to switch the behaviour of the IFPS into one of the following operating states:

#### **Disable**

The system shall function as previously implemented with no processing associated with the status of the flight.

#### **Manual**

The system shall detect and place in the invalid queue any message associated to a status that is not allowed as specified above.

#### **Automatic**

The system shall detect and automatically reject any message associated to a status that is not allowed as specified above.

*IFP Indicators*

IFP/ERREOBT

## 51. SPECIAL STATUS FLIGHTS (STS)

### (1) *General*

Those IFR/GAT flights or parts thereof operating within the IFPS that require special handling may use the sub-field STS indicator to indicate those needs.

### (2) *Requirements*

The STS indicators listed below shall be given an automatic exemption from flow regulations.

**STS/SAR**  
**STS/HEAD**  
**STS/ATFMX**  
**STS/FFR**  
**STS/MEDEVAC**

**Note** These exemption designators shall only be used with the proper authority. Any wrongful use of these designators to avoid flow regulations shall be regarded by the relevant States as a serious breach of procedure and shall be dealt with accordingly.

The presence in a flight plan or associated message of any one single STS descriptor listed above ensures that the flight will be exempted from flow regulations. For example for a Search and Rescue flight, STS/SAR shall be filed. It is not required to file: STS/SAR ATFMX

EUROCONTROL shall produce a monthly summary report of flights for which exemptions from flow regulations have been granted (sensitive flights shall be excluded from this report).

### (3) *Message Format*

The sub-field shall be denoted with the letters STS followed by a '/', then one or more of the standardised STS descriptors. Any other reasons for special handling by ATS shall be denoted under the designator RMK/.

Where more than one STS indicator is applicable for a flight, each descriptor shall be separated from each other by a space.

**Examples** STS/HEAD  
 STS/STATE ATFMX

Where more than one STS indicator is found in a message, their contents shall be concatenated by IFPS within a single occurrence of the indicator but with a space between the two data streams.

**Examples** Input to IFPS: STS/STATE STS/ATFMX  
 Output from IFPS: STS/STATE ATFMX

### (4) *System Processing*

The following table contains those standardised abbreviations as well as the specific meaning attached to each designator:

STS TYPE	Description
<b>STS/ALTRV</b>	For a flight operated in accordance with an altitude reservation.
<b>STS/SAR</b>	For a flight engaged in Search and Rescue missions.
<b>STS/HEAD</b>	For a flight with 'Head of State' status.
<b>STS/ATFMX</b>	For a flight specially authorised by the National Body established for the purpose to be exempted from flow regulations, regardless of any other STS/indicator used (if any).
<b>STS/HOSP</b>	For a medical flight specifically declared by the medical authorities.
<b>STS/HUM</b>	For flights operating for humanitarian reasons.
<b>STS/STATE</b>	For military registered aircraft or civil registered aircraft used in military

---

**IFPS USERS MANUAL**

---

	and/or customs and/or police services.
<b>STS/FFR</b>	For a flight engaged in fire-fighting.
<b>STS/NONRVSM</b>	For a non-RVSM flight intending to operate in RVSM airspace.
<b>STS/MEDEVAC</b>	For a life critical medical emergency evacuation.
<b>STS/MARSA</b>	For a flight for which military entity assumes responsibility for separation of military aircraft.
<b>STS/FLTCK</b>	For a flight performing calibration of nav aids.
<b>STS/HAZMAT</b>	For a flight carrying hazardous material.

The following sub-field STS descriptor shall be cross referenced by the IFPS to other Items in the flight plan message:

- STS/NONRVSM with the type of flight, number of aircraft, equipment and the route.

To remove STS descriptor(s) from the flight plan currently held by the IFPS, a modification message (CHG) may be submitted to the IFPS for processing that contains the complete Item 18 without the STS descriptor(s) which is intended to be removed.

## 51.1 Dynamic Properties of the STS Sub-field

STS values may be modified by the subsequent arrival of any of FPL or modification message (CHG):

- If an associated FPL is received, any STS values it contains completely replace those that were previously held. If none are contained in the second FPL, it will remove any STS values that were present.
- If an AFP is received, the STS values it contains are added to those that were previously held.
- If a CHG is received, any STS values it contains completely replace those that were previously held. If none are contained in the modification message (CHG), it will remove any STS values that were present.

## 52. STS/SAR INDICATOR

### (2) *Requirements*

Only those flights that are engaged in Search and Rescue missions shall use the sub-field STS/SAR indicator.

By using this STS/SAR indicator the flight shall automatically be exempted from any relevant flow regulations.

This exemption designator shall only be used with the proper authority. Any wrongful use of this designator to avoid flow regulations shall be regarded by the relevant States as a serious breach of procedure and shall be dealt with accordingly.

### (3) *Message Format*

The sub-field shall be denoted with the letters STS followed by a '/', followed by SAR.

### (4) *System Processing*

Those messages containing the Item 18 sub-field STS/SAR that are syntactically and semantically correct, shall be processed by the IFPS system and transmitted to the ETFMS system, where the flight shall be exempted from any relevant flow regulations.

It shall be possible for a message originator to remove the STS/SAR indicator by sending a modification message (CHG). The modification message (CHG) shall contain the complete Item 18 information minus:

- The STS indicator if SAR is the only STS descriptor or
- 'SAR' if SAR is not the only STS descriptor present in the stored FPL.

**INTENTIONALLY LEFT BLANK**



## 53. STS/HEAD INDICATOR

### (2) *Requirements*

Only those flights that are with Head of State status shall use the sub-field STS/HEAD indicator.

By using this STS/HEAD indicator the flight shall automatically be exempted from any relevant flow regulations.

This exemption designator shall only be used with the proper authority. Any wrongful use of this designator to avoid flow regulations shall be regarded by the relevant States as a serious breach of procedure and shall be dealt with accordingly.

### (3) *Message Format*

The sub-field shall be denoted with the letters STS followed by a '/', followed by HEAD.

### (4) *System Processing*

Those messages containing the Item 18 sub-field STS/HEAD that are syntactically and semantically correct shall be processed by the IFPS system and transmitted to the ETFMS system where the flight shall be exempted from any relevant flow regulations.

It shall be possible for a message originator to remove the STS/HEAD indicator by sending a modification message (CHG). The modification message (CHG) shall contain the complete Item 18 information minus:

- The STS indicator if HEAD is the only STS descriptor or
- 'HEAD' if HEAD is not the only STS descriptor present in the stored FPL.

**INTENTIONALLY LEFT BLANK**

## 54. STS/ATFMX INDICATOR

### (2) *Requirements*

Those flights that do not require special handling but which are specifically authorised by the relevant national authority to be exempted from flow regulations may use the sub-field STS/ATFMX indicator.

This exemption designator shall only be used with the proper authority. Any wrongful use of this designator to avoid flow regulations shall be regarded by the relevant States as a serious breach of procedure and shall be dealt with accordingly.

**Note** The rules for acquiring the necessary permissions to use STS/ATFMX may be found in the appropriate section of the national Aeronautical Information Publication (**AIP**) of the country in which the aerodrome of departure is located.

### (3) *Message Format*

The sub-field shall be denoted with the letters STS followed by a '/', followed by ATFMX.

### (4) *System Processing*

Those messages containing the sub-field STS/ATFMX that are syntactically and semantically correct shall be processed by the IFPS system and transmitted to the ETFMS where the flight shall be exempted from any relevant flow regulations.

It shall be possible for a message originator to remove the STS/ATFMX indicator by sending a modification message (CHG). The modification message (CHG) shall contain the complete Item 18 information minus:

- The STS indicator if ATFMX is the only STS descriptor or
- 'ATFMX' if ATFMX is not the only STS descriptor present in the stored FPL.

**INTENTIONALLY LEFT BLANK**

## 55. STS/HOSP INDICATOR

### (2) *Requirements*

The sub-field STS/HOSP may be used for those flights categorised as a medical flight specifically declared by the relevant medical authorities.

Routine positioning flights e.g. returning empty after an evacuation or positioning for fuel or positioning to an airport to collect a patient some time after arrival (i.e. not time critical) shall not qualify for use of the sub-field STS/HOSP.

### (3) *Message Format*

The sub-field shall be denoted with the letters STS followed by a '/', followed by HOSP.

### (4) *System Processing*

Those messages containing the sub-field STS/HOSP indicator that are syntactically and semantically correct shall be processed by the IFPS system and transmitted to the ETFMS system.

It shall be possible for a message originator to remove the STS/HOSP indicator by sending a modification message (CHG). The modification message (CHG) shall contain the complete Item 18 information minus:

- The STS indicator if HOSP is the only STS descriptor or
- 'HOSP' if HOSP is not the only STS descriptor present in the stored FPL.

**INTENTIONALLY LEFT BLANK**

## 56. STS/HUM INDICATOR

### (2) *Requirements*

Only those flights that are undertaken for humanitarian reasons shall use the sub-field STS/HUM indicator.

Those flights using STS/HUM shall not automatically qualify for exemption from any relevant flow regulations.

### (3) *Message Format*

The sub-field shall be denoted with the letters STS followed by a '/', followed by HUM.

### (4) *System Processing*

Those messages containing the sub-field STS/HUM indicator that are syntactically and semantically correct shall be processed by the IFPS system and transmitted to the ETFMS system but will not automatically qualify for exemption from any relevant flow regulation(s).

It shall be possible for a message originator to remove the STS/HUM indicator by sending a modification message (CHG). The modification message (CHG) shall contain the complete Item 18 information minus:

- The STS indicator if HUM is the only STS descriptor or
- 'HUM' if HUM is not the only STS descriptor present in the stored FPL.

**INTENTIONALLY LEFT BLANK**



## 57. STS/STATE INDICATOR

### (2) *Requirements*

Only those flights that are other than Head of State, and that are specifically required by the State Authorities, e.g. military or civil registered aircraft used in military, customs and police services, shall use the sub-field STS/STATE indicator.

Flights using STS/STATE shall not automatically qualify for exemption from any relevant flow regulations.

### (3) *Message Format*

The sub-field shall be denoted with the letters STS followed by a '/', followed by STATE.

### (4) *System Processing*

Those messages that are syntactically and semantically correct shall be processed by the IFPS system and transmitted to the ETFMS system, but shall not automatically qualify for exemption from any relevant flows regulation(s).

It shall be possible for a message originator to remove the STS/STATE indicator by sending a modification message (CHG). The modification message (CHG) shall contain the complete Item 18 information minus:

- The STS indicator if STATE is the only STS descriptor or
- 'STATE' if STATE is not the only STS descriptor present in the stored FPL.

**INTENTIONALLY LEFT BLANK**

## 58. STS/NONRVSM INDICATOR

### (2) *Requirements*

Only those State flights (e.g. military, police or customs) which do not indicate RVSM equipment in the message shall use the STS/NONRVSM indicator.

Those flights using STS/NONRVSM shall not automatically qualify for exemption from any relevant flow regulations.

### (3) *Message Format*

The sub-field shall be denoted with the letters STS followed by a '/', followed by NONRVSM.

### (4) *System Processing*

Those messages containing the sub-field STS/NONRVSM indicator that are syntactically and semantically correct shall be processed by the IFPS system and transmitted to the ETFMS system but shall not automatically qualify for exemption from any relevant flow regulations.

It shall be possible for a message originator to remove the STS/NONRVSM indicator by sending a modification message (CHG). The modification message (CHG) shall contain the complete Item 18 information minus:

- The STS indicator if NONRVSM is the only STS descriptor or
- 'NONRVSM' if NONRVSM is not the only STS descriptor present in the stored FPL.

**INTENTIONALLY LEFT BLANK**

## 59. STS/FFR INDICATOR

### (2) *Requirements*

Flights engaged in firefighting shall indicate such by inserting the indicator STS/FFR.

By using this Item 18 sub-field STS/FFR indicator the flight shall automatically be exempted from any relevant flow regulations.

This exemption designator shall only be used with the proper authority. Any wrongful use of this designator to avoid flow regulations shall be regarded by the relevant States as a serious breach of procedure and shall be dealt with accordingly.

### (3) *Message Format*

The sub-field shall be denoted with the letters STS followed by a '/', followed by FFR. Where more than one STS descriptor applies to a flight, the descriptors shall be inserted under one STS sub-field and separated by a space.

### (4) *System Processing*

Those messages containing the Item 18 sub-field STS/FFR that are syntactically and semantically correct shall be processed by the IFPS system and transmitted to the ETFMS system where the flight shall be exempted from any relevant flow regulations.

Where more than one sub-field STS entry is found in a message, the content of the multiple entries shall be concatenated by IFPS into a single sub-field with a space in between the original data streams.

It shall be possible for a message originator to remove the STS/FFR indicator by sending a modification message (CHG). The modification message (CHG) shall contain the complete Item 18 information, minus:

- The STS indicator if FFR is the only STS descriptor or
- 'FFR' if FFR is not the only STS descriptor present in the stored FPL.

**INTENTIONALLY LEFT BLANK**

## 60. STS/FLTCK INDICATOR

### (2) *Requirements*

The Item 18 sub-field STS/FLTCK shall be used for those flights performing flight check for calibration of nav aids where special handling by ATC may be required

Those flights using STS/FLTCK shall not automatically qualify for exemption from any relevant flow regulations.

### (3) *Message Format*

The sub-field shall be denoted with the letters STS followed by a '/', followed by FLTCK. Where more than one STS descriptor applies to a flight, the descriptors shall be inserted under one STS sub-field and separated by a space.

### (4) *System Processing*

Those messages containing the sub-field STS/FLTCK indicator that are syntactically and semantically correct shall be processed by the IFPS system and transmitted to the ETFMS system.

It shall be possible for a message originator to remove the STS/FLTCK indicator by sending a modification message (CHG). The modification message (CHG) shall contain the complete Item 18 information minus:

- The STS indicator if FLTCK is the only STS descriptor or
- 'FLTCK' if FLTCK is not the only STS descriptor present in the stored FPL.

**INTENTIONALLY LEFT BLANK**



## 61. STS/HAZMAT INDICATOR

### (2) *Requirements*

The sub-field STS/HAZMAT shall be used for those flights carrying hazardous material. Those flights using STS/HAZMAT shall not automatically qualify for exemption from any relevant flow regulations.

### (3) *Message Format*

The sub-field shall be denoted with the letters STS followed by a '/', followed by HAZMAT. Where more than one STS descriptor applies to a flight, the descriptors shall be inserted under one STS sub-field and separated by a space.

### (4) *System Processing*

Those messages containing the sub-field STS/HAZMAT indicator that are syntactically and semantically correct shall be processed by the IFPS system and transmitted to the ETFMS system.

It shall be possible for a message originator to remove the STS/HAZMAT indicator by sending a modification message (CHG). The modification message (CHG) shall contain the complete Item 18 information minus:

- The STS indicator if HAZMAT is the only STS descriptor or
- 'HAZMAT' if HAZMAT is not the only STS descriptor present in the stored FPL.

**INTENTIONALLY LEFT BLANK**

## 62. STS/MARSA INDICATOR

### (2) *Requirements*

The sub-field STS/MARSA shall be used for those flights for which a military entity assumes responsibility for separation of military aircraft.

Those flights using STS/MARSA shall not automatically qualify for exemption from any relevant flow regulations.

### (3) *Message Format*

The sub-field shall be denoted with the letters STS followed by a '/', followed by MARSA. Where more than one STS descriptor applies to a flight, the descriptors shall be inserted under one STS sub-field and separated by a space.

### (4) *System Processing*

Those messages containing the sub-field STS/MARSA indicator that are syntactically and semantically correct shall be processed by the IFPS system and transmitted to the ETFMS system.

It shall be possible for a message originator to remove the STS/MARSA indicator by sending a modification message (CHG). The modification message (CHG) shall contain the complete Item 18 information minus:

- The STS indicator if MARSA is the only STS descriptor or
- 'MARSA' if MARSA is not the only STS descriptor present in the stored FPL.

**INTENTIONALLY LEFT BLANK**

## 63. STS/MEDEVAC INDICATOR

### (2) *Requirements*

Flights operating a life critical medical emergency evacuation shall indicate such by inserting the indicator STS/MEDEVAC.

By using this STS/MEDEVAC indicator the flight shall automatically be exempted from any relevant flow regulations.

This exemption designator shall only be used with the proper authority. Any wrongful use of this designator to avoid flow regulations shall be regarded by the relevant States as a serious breach of procedure and shall be dealt with accordingly.

### (3) *Message Format*

The sub-field shall be denoted with the letters STS followed by a '/', followed by MEDEVAC. Where more than one STS descriptor applies to a flight, the descriptors shall be inserted under one STS sub-field and separated by a space.

### (4) *System Processing*

Those messages containing the Item 18 sub-field STS/MEDEVAC that are syntactically and semantically correct shall be processed by the IFPS system and transmitted to the ETFMS system where the flight shall be exempted from any relevant flow regulations.

Where more than one sub-field STS entry is found in a message, the content of the multiple entries shall be concatenated by IFPS into a single sub-field with a space in between the original data streams.

It shall be possible for a message originator to remove the STS/FFR indicator by sending a modification message (CHG). The modification message (CHG) shall contain the complete Item 18 information, minus:

- The STS indicator if MEDEVAC is the only STS descriptor or
- 'MEDEVAC' if MEDEVAC is not the only STS descriptor present in the stored FPL.

**INTENTIONALLY LEFT BLANK**

## 64. STS/ALTRV INDICATOR

### (2) *Requirements*

The sub-field STS/ALTRV shall be used for those flights operated in accordance with an altitude reservation.

Those flights using STS/ALTRV shall not automatically qualify for exemption from any relevant flow regulations.

### (3) *Message Format*

The sub-field shall be denoted with the letters STS followed by a '/', followed by ALTRV. Where more than one STS descriptor applies to a flight, the descriptors shall be inserted under one STS sub-field and separated by a space.

### (4) *System Processing*

Those messages containing the sub-field STS/ALTRV indicator that are syntactically and semantically correct shall be processed by the IFPS system and transmitted to the ETFMS system.

It shall be possible for a message originator to remove the STS/ALTRV indicator by sending a modification message (CHG). The modification message (CHG) shall contain the complete Item 18 information minus:

- The STS indicator if ALTRV is the only STS descriptor or
- 'ALTRV' if ALTRV is not the only STS descriptor present in the stored FPL.

**INTENTIONALLY LEFT BLANK**



## 65. RUNWAY VISUAL RANGE (RVR)

### (2) *Requirements*

All IFR/GAT flights or parts thereof intending to operate within the IFPS are recommended to include in the flight plan the landing Runway Visual Range (**RVR**) capabilities of that flight. Landing RVR information may be used for flow management during low visibility conditions (full details are available in the ATFCM Users Manual).

Where low visibility conditions apply within a part or parts of the IFPS that influence the arrival capacity at one or more aerodromes, the ETFMS may use the RVR value given in the current flight plan to regulate the traffic flow to those aerodromes.

The ETFMS may issue an AIM requesting the confirmation of the RVR by the aircraft operators by means of a Flight Confirmation Message (**FCM**).

### (3) *Message Format*

The sub-field shall be denoted with the letters RVR followed by a '/', then not more than three digits to indicate the runway visual range in metres for that flight.

**Example**          RVR/250

### (4) *System Processing*

The IFPS shall check any sub-field RVR, entries in messages submitted to the IFPS for processing. Where such entries are found, the IFPS shall check for compliance with the required format, and pass those messages for manual processing by the IFPS staff where the required format is not followed and also because duplicates are not allowed for this sub-field..

On acknowledgement of the message, the RVR information shall be distributed to the relevant ATCUs and to the ETFMS where it may be used for ATFCM measures under low visibility conditions.

It shall be possible for a message originator to remove the RVR details by sending a modification message (CHG).The modification message (CHG) shall contain all the previous Item 18 sub-fields except the RVR sub-field.

**INTENTIONALLY LEFT BLANK**

## 66. ORIGINATOR (ORGN) INDICATOR

### (1) *General*

A message filer has the possibility to specify the message originator (if for example the filer acts as a relay service for an operator). The originator information may be inserted in item 18 of the message in the sub-field ORGN. When not present in a message submitted to the IFPS, the IFPS uses the SITA or AFTN originator address and inserts it in the messages distributed to ATC centers. As the originator information is always available, recipients of those messages may, if required, contact the message originator directly rather than request messages to be forwarded on their behalf.

### (2) *Requirements*

In case the sub-field is submitted in a message for processing by IFPS, it shall be the 8 letter AFTN address or other appropriate contact details in case the originator of the flight plan may not be readily identified.

The following message types shall have the sub-field ORGN indicator automatically inserted by the IFPS during processing of that message:

- **FPL** (Flight Plan).
- **FPL** (Flight Plan, submitted by ATC for an aircraft in flight with source AFIL).
- **APL** (ATC Plan as a result of an AFP, FNM or MFS).
- **ACH** (ATC Flight Plan Change for an aircraft in flight).
- **RPL** (Repetitive Flight Plan).

### (3) *Message Format*

Whenever the ORGN sub-field is present in Item 18 of a message submitted to the IFPS for processing it shall be denoted by the letters ORGN followed by a '/', then free text to a maximum of 30 characters. Special characters such as '!' or '@' are not allowed.

### (4) *System Processing*

If received in a message, the IFPS shall retain the value and provide it in the output of those messages listed in Requirements. If not received in a message and upon successful processing of those message types listed in Requirements, the IFPS shall automatically insert the sub-field title ORGN followed by a '/', then the AFTN or SITA address of the message originator

#### Example

Input to IFPS: originator address EGLLPZX and Item 18: ORGN/EGLLBAWO

Output from IFPS: ORGN/EGLLBAWO

Input to IFPS: originator address EGLLPZX and Item 18 contains no ORGN/

Output from IFPS: ORGN/EGLLPZX

**Note** RPL messages shall not have an AFTN or SITA address inserted in the sub-field ORGN; instead the indicator 'RPL' shall be inserted.

**Example** ORGN/RPL

Whenever more than one ORGN indicator is present in a message, that message shall fail automatic processing as duplicates are not permitted for this indicator.

**INTENTIONALLY LEFT BLANK**

## 67. SOURCE (SRC) INDICATOR

### (1) *General*

In order to indicate the source of a message processed by the IFPS, the NM has developed a sub-field titled SRC that shall be inserted automatically by the IFPS into certain message types during processing. The source refers to the original message from which the message distributed by the IFPS was constructed.

### (2) *Requirements*

The following message types shall have the sub-field SRC indicator and the relevant source details automatically inserted into all ADEXP format messages, and certain ICAO format messages, by the IFPS during processing of that message. The source information inserted by the IFPS shall be an indication of the type of message received by the IFPS from which the processed message was constructed.

- RPL (Repetitive Flight Plan).
- FPL (Flight Plan).
- FPL (Flight Plan, submitted by ATC for an aircraft in flight with source AFIL).
- APL (ATC Plan as a result of an AFP, FNM or MFS).
- ACH (ATC Flight Plan change, for an aircraft in flight, as a result of an AFP, FNM or MFS).
- RQP (Request Flight Plan).

### (4) *System Processing*

Upon successful processing of those message types listed in Requirements, the IFPS shall automatically insert the sub-field title SRC followed by a '/', then the source details of that message as relevant for that message format or type of message.

Only where a FPL, ACH message or APL is distributed in ICAO format, the sub-field title SRC/FNM, SRC/MFS, SRC/AFP and SRC/RQP shall be automatically inserted by the IFPS as appropriate.

**Example** SRC/FNM

**INTENTIONALLY LEFT BLANK**

## 68. IFP INDICATORS

(1)

### General

All flight plans and associated messages for IFR/GAT flights or parts thereof intending to operate within the IFPZ shall be submitted to the IFPS for processing.

The following message types shall not be rejected by IFPS, but the output resulting from the receipt of these messages shall, where appropriate, have IFP indicators inserted corresponding to the errors raised:

- FPL with source AFIL.
- FNM & MFS.
- FPL with STS/FFR, STS/SAR, STS/MEDEVAC or STS/HOSP.

The IFP indicators are intended for information purposes only. ATC Units are not obliged to react to the reception of a flight plan or associated message containing IFP indicators; however certain errors indicated through the use of IFP indicators are operationally more significant than others.

The following IFP indicators have been created by the NM:

IFP indicators	Explanation
<b>ERROUTRAD</b>	The route does not conform to the RAD rules.
<b>ERROUTWE</b>	The route does not conform to the weekend routings.
<b>ERROUTE</b>	An error that cannot be corrected has been found in the route.
<b>ERRTYPE</b>	An error that cannot be corrected has been found in the aircraft type.
<b>ERRLEVEL</b>	An error that cannot be corrected has been found in the requested flight level.
<b>ERREOBT</b>	An earlier EOBT exists.
<b>NON833</b>	Flight does not comply with 8.33 kHz requirements.
<b>833UNKNOWN</b>	Flight compliance with 8.33 kHz requirements is unknown.
<b>NONRVSM</b>	Flight is not RVSM approved.
<b>RVSMUNKNOWN</b>	RVSM approval status of this flight is unknown.
<b>RVSMVIOLATION</b>	Violates RVSM rules, originator of the flight plan cannot be contacted.
<b>MODESASP</b>	Flight compliance with mode S Surveillance.
<b>ERREQPT</b>	An error in the aircraft equipment has been corrected by adding or deleting data in the message.
<b>ERRRTECOORD</b>	The filed route has been coordinated with ATC.

**Note** **MODESASP** is another indicator that is a part of a fully automated process within the IFPS, and the IFPS staff have no influence over its use.

The IFPS shall automatically insert the IFP indicators relating to errors ignored for RVSM and 8.33 kHz.

Once applied to a message, IFP indicators cannot be removed. Should a message originator wish to file another route in order to correct those routing errors identified by IFP indicators, for example for STS/FFR, STS/SAR, STS/MEDEVAC or STS/HOSP, that originator must cancel the existing flight plan and submit a replacement flight plan.

---

**IFPS USERS MANUAL**

---

**(2) Requirements**

Those messages relating to flights departing, arriving or overflying the IFPZ that fail automatic processing may be passed for manual treatment by the IFPS staff in accordance with SCP1.

Where an error is ignored by the IFPS staff, that error shall be indicated by the insertion of the appropriate IFP Indicator.

As many IFP indicators as are appropriate shall be used.

IFP indicators shall be added either manually or automatically by the IFPS in the output of flight plans and modification messages (CHG) distributed to ATC and in ACK messages.

**These IFP indicators shall not be present in messages submitted to the IFPS.**

**(3) Message Format**

The indicator shall be denoted in the message with the letters IFP followed by a '/', then the text as appropriate for the error.

**(4) System Processing**

The following IFP indicators may be inserted manually by the IFPS staff:

- ERROUTRAD
- ERROUTWE
- ERRROUTE
- ERRTYPE
- ERRLEVEL
- ERREOBT
- ERREQPT
- ERRRTECOORD

The following IFP indicators shall be inserted **automatically** by the IFPS system whenever the indicated errors or conditions have been ignored in order to force a message into the IFPS.

**Note** IFP/ERROUTRAD may also be inserted either automatically or manually by the IFPS staff as necessary.

**NON833**

Whenever the flight is not 8.33 kHz compliant and where the following errors have been ignored during manual processing by an IFPS staff:

PROF188: FLIGHT PLAN DOES NOT COMPLY WITH 8.33 CARRIAGE REQUIREMENTS

PROF190: NON 8.33 AND NON UHF EQUIPPED AIRCRAFT IN 8.33 AIRSPACE

**833UNKNOWN**

Whenever the source of a flight plan is an APL or AFIL and the flight plan does not contain COM/EXM833 or the equipment of those message types does not contain Y.



---

**IFPS USERS MANUAL**

---

**RVSMVIOLATION**

Shall be **automatically** inserted where the following error messages have been ignored during manual processing by an IFPS staff:

EFPM212: FIELDS 10 AND/OR 18 INCORRECT FOR STATE FORMATION FLIGHT IN  
EUR RVSM AIRSPACE

EFPM231: CIVIL FORMATION FLIGHT NOT PERMITTED IN EUR RVSM AIRSPACE

EFPM209: STS/NONRVSM IS NOT EXPECTED FOR AN RVSM APPROVED FLIGHT  
WITHIN EUR RVSM AIRSPACE

**NONRVSM**

Shall be **automatically** inserted where the following error messages have been ignored during manual processing by an IFPS staff:

EFPM219: NON RVSM APPROVED FLIGHT WITHIN EUR RVSM AIRSPACE

EFPM210: NON RVSM APPROVED FLIGHT WITHIN EUR RVSM AIRSPACE AND  
STS/NONRVSM IS NOT EXPECTED FOR A CIVIL AIRCRAFT

EFPM211: STS/NONRVSM IS REQUIRED FOR NON RVSM APPROVED STATE FLIGHT

**ERROUTRAD**

Shall be automatically inserted where a RAD restriction has been set to SOFT, and may be added manually by the IFPS staff where a RAD violation in a submitted message cannot be corrected.

Where more than one IFP Indicator has been inserted, the IFPS shall merge them into a single IFP field, containing one space between each item.

**Example** During IFPS processing, the IFP Indicators ERROUTRAD and NONRVSM have been inserted by the IFPS system, but the IFPS shall output after processing:  
IFP/ERROUTRAD NONRVSM.

Whenever an IFP indicator is found in a message submitted to the IFPS, the IFPS shall ignore it and the indicator shall be removed from any message output.

Once applied to a message, IFP indicators cannot be removed. Should a message originator wish to file another route in order to correct those routing errors identified by IFP indicators, they must cancel the existing flight plan and submit a replacement flight plan.

Any IFP indicator found in a message input will be removed from any message output.

**68.1 General Procedures**

The IFPS system shall automatically insert the IFP indicators relating to errors ignored for RVSM and 8.33 kHz.

For those IFP indicators that are not inserted automatically by the IFPS, the IFPS staff shall insert as many IFP indicators as deemed necessary for that message.

**INTENTIONALLY LEFT BLANK**

## 69. IFPS TEST SYSTEM (IFPUV)

### (1) *General*

An IFPS validation system (**IFPUV**) has been made available to enable message originators, who so wish, to submit their flight plan to a dedicated test address for flight plan validation **against the IFPS validation criteria**, prior to their submission to the operational IFPS. Upon successful validation, message originators with access to NOP have the possibility to submit flight plan messages from IFPUV to the operational IFPS. The aim of this system is to provide the means with which message originators may improve the automatic processing rate of flight plans submitted to the operational IFPS. It should be noted that the IFPUV **only** indicates compliance with the IFPS processing requirements; **it does not indicate ICAO compliance**.

Message originators wishing to test flight plans through the IFPUV prior to their submission to the IFPS shall submit those flight plans to one of the following addresses:

- To the AFTN address **EUCHZMFV**
- To the SITA address **BRUEY7X**
- Via the B2B web service
- Via the internet using either of the following editor windows in the NOP Portal :
  - A structured editor that mimics the official ICAO flight plan form.
  - A free text editor that allows a plain text flight plan in ICAO format.

**Note** Message originators wishing to test flight plans shall not submit those test messages to the operational IFPS.

The test flight plans may be submitted with a Date Of Flight (**DOF**) up to 120 hours (5 days) in advance of EOBT by inserting the DOF/<YYMMDD> where YY indicates the year MM indicates the month and DD indicates the day in that flight plan.

The DOF facility may be used to validate route data that becomes applicable after an AIRAC date. The environment data relevant for the next AIRAC cycle shall normally be loaded into the IFPUV **5** days in advance of that AIRAC change.

It should be noted that the IFPUV facility shall undergo normal NM system maintenance and for that reason may not be available for a short period of time. Such periods of outage shall normally be a maximum of 1 hour during Tuesday / Wednesday night, once per month.

### (2) *Requirements*

The IFPUV is a fully automated system and shall normally be used by external message originators independently. Assistance from the IFPS staff for difficulties encountered on the IFPUV may be provided, but this shall be dependent on the workload of the IFPS staff at that time, as such assistance reduces the time available for real-time operational work in the manual processing of messages.

### (4) *System Processing*

The IFPUV contains the current IFPS software and receives the updates from the operational CACD fed by live updates in the same way as the operational IFPS, and is therefore an accurate reflection of the operational IFPS.

The IFPUV system undertakes the same checking mechanisms as the IFPS in the following order:

- Syntax.
- Semantics.
- Route analysis.

Then the system builds a profile and continues with the following checks:

- RAD restrictions, 8.33 kHz and RVSM compliance.

---

## IFPS USERS MANUAL

---

It is important that a flight plan submitted to the IFPUV is syntactically and semantically correct as the IFPUV shall fail any flight plan on those errors it finds in the order described.

Messages which have undergone IFPUV validation are neither distributed by nor stored in the IFPUV. Since flight plans are not stored in the IFPUV, flight plan associated messages (CHG, DLA, CNL, RQP, etc.) shall be rejected by the IFPUV with the message.

EFPM: NO EXISTING FILED FLIGHT PLAN MATCHES THIS MESSAGE

### Flight plan validation reply via the AFTN or SITA

The system will respond to flight plan submissions by means of a reply message in the form of either an ACK which indicates that the flight plan should pass automatic processing, or a REJ (rejection) which indicates that the flight plan would fail automatic processing in the IFPS. In the case of REJ the reply message shall contain a system generated indication of the reason for failure.

The IFPUV shall not generate MAN (Manual) messages.

Every reply message from the IFPUV contains the phrase:

'THIS MESSAGE HAS BEEN SENT BY A TEST SYSTEM AND MUST NOT BE USED OPERATIONALLY'.

This message is added to ensure that there is no confusion between submissions to the IFPUV and those to the operational IFPS.

### Flight Plan validation reply via NOP (Internet)

The system shall respond to the validation to the IFPUV by means of a reply message that shall appear at the bottom of the web page. The reply consists of a copy of the ICAO format message as it has been submitted, followed by the list of errors. In case the flight plan is valid, the text: 'NO ERRORS' shall be displayed.

**Note** It should be noted that occasionally a flight plan may fail the processing due to an error which is not inherent in the received message but which may be due to environment inconsistencies or even a processing error. If in doubt concerning a specific error, the IFPS supervisor should be contacted.

### Flight Plan submission reply via NOP (Internet)

The system shall respond to the submission to the IFPS through the IFPUV by means of a reply message that shall appear at the bottom of the web page in the Submit Results window. The reply consists of:

- The text "Submission status VALID NO ERRORS" followed by "Comment" and an ACK message when the submission is successful or
- The text "Submission status REJECTED", or
- The text "Submission status QUEUED FOR CORRECTION".

Message originators shall receive ORMs the same way as if the message had been filed via AFTN or SITA (i.e an ACK or a REJ or a MAN, with MAN later on followed by an ACK or a REJ).

If no ORMs are received (see Note), it remains the message originator's responsibility to check the message status. This can be achieved by consulting the flight's operational log in the Filing tab in the NOP Flight List.

**Note** This is the case if, for a message originator, "ACK, MAN, REJ required" are set to NO in NM CACD.

## 69.1 General Procedures for IFPUV users

Should difficulties in accessing the IFPUV be experienced, the IFPS staff should be contacted by phone at ++32 (0)2 745 19 50 (FP1) or ++33 (0)1 69 88 17 50 (FP2). In order to avoid confusion, it should be clearly indicated that the call refers to the IFPUV. It should

also be stated whether the message was filed via a secure connection (with an NM token) or not, as the secure and non-secure IFPUV applications are maintained on separate servers, and are thus accessed by the IFPS staff differently.

**Note** Message originators validating messages with the IFPUV via AFTN or SITA or NOP Protected are directed to the secure server.

**INTENTIONALLY LEFT BLANK**

## 70. AIRCRAFT OPERATOR WHAT-IF RE-ROUTE (AOWIR)

### (1) *General*

The Aircraft Operator What-If Re-route (**AOWIR**) function shall allow an Aircraft Operator to request a modification to a filed flight plan routing within the NM system using the NOP or external CHMI.

The procedures described in the following sections shall only relate to the flight planning aspects; any ETFMS actions are detailed in the ATFCM Users Manual.

### (2) *Requirements*

The user of the AOWIR function shall be able to make a series of consultations in order to assess different scenarios. **Although it is possible to make several consultations for a suitable re-routing it shall only be possible to apply one re-route per flight.**

Whenever a suitable re-route has been chosen, the user shall use one of three possible flight plan re-filing options:

- OPTION 1a:** Shall be used for a flight plan modification (**CHG**)
- OPTION 1b:** Shall be used for a cancellation of the existing flight plan and the generation of a new flight plan.
- OPTION 2:** Shall be used whenever the NM shall simultaneously initiate a flight plan cancellation (**CNL**) and a slot booking, where the user shall re-file the flight plan via AFTN or SITA.

### (3) *Message Format*

For the format, see the relevant pages of the ATFCM Users Manual.

### (4) *System Processing*

#### 70.1 OPTION 1a: The flight plan is changed

The IFPS proceeds as if a modification message (**CHG**) had been submitted by the user. As a consequence the following actions shall be initiated by the NM:

- The original flight plan shall be updated and all IFPS messages indicating this change (FPL, CHG) shall be flagged with 'AWR/Rn' and shall be distributed to the appropriate ATC addresses.
- A (long) ACK message (see § ORM), with '—MSGTYP IFPL', shall be sent to the address associated to the NM terminal having made the re-routeing acceptance and to the originator of the initial flight plan, if identifiable, and to the originator of the latest flight plan message received prior to the AOWIR, if any. The ACK shall contain all the flight plan details of the re-routed flight as accepted by the NM and 'AWR/Rn' shall also be automatically inserted into the message.

In addition, the ACK shall contain a message:

—COMMENT FLIGHT PLAN CHANGED AS A RESULT OF AOWIR

In order to be consistent with the existing ICAO Replacement Flight Plan procedure, the IFPS shall additionally insert or increment an 'RFP/Q' indicator in the FPL in accordance with the following rules:

- If no 'RFP/Q' indicator is given in the FPL which is being treated for re-routeing, the IFPS shall insert both the 'RFP/Q1' and 'AWR/R1' in the message.
- If an 'RFP/Q' indicator is given in the FPL which is being treated for re-routeing, the IFPS shall increment the 'RFP/Q' indicator and shall insert 'AWR/R1' in the message.  
e.g. received FPL gives RFP/Q3  
output FPL will give RFP/Q4 + AWR/R1

## 70.2 OPTION 1b: The system cancels the flight plan and a new flight plan is generated

In certain circumstances there could be a mismatch between the last known EOBT stored in IFPS and the latest known EOBT stored in ETFMS. If such a case occurs then the IFPS shall NOT proceed as if a modification message (CHG) had been submitted by the user but shall:

- Distribute an FPL Cancellation (**CNL**) to the appropriate ATC addresses.
- Sent a (short) ACK message, with '—MSGTYP ICNL' including the flag 'AWR/Rn' to the address associated to the NM terminal having made the re-routeing acceptance and to the originator of the initial Flight Plan if identifiable and to the originator of the latest Flight Plan message received prior to the AOWIR, if any.

In addition, the ACK shall contain a message:

— COMMENT FLIGHT PLAN CANCELLED AS A RESULT OF AOWIR

- A Slot Cancellation (**SLC**) message is distributed in accordance with the existing addressing rules for this message.

The message shall include the comments:

—COMMENT FLIGHT REROUTED BY AO FPL CANCELLED

**and**

—REASON RRTE

- Wait for an appropriate period (to allow adequate time for the transmission of the cancellation message).
- Sent a new FPL to the appropriate ATC addresses using the latest known EOBT from ETFMS and insert 'AWR/Rn' in the message.
- Sent a (long) ACK message with '—MSGTYP IFPL' to the address associated to the NM terminal having made the rerouteing acceptance.

The ACK contains all the flight plan details of the re-routed flight as accepted by the NM and sub-fields 'RFP/Qn' and 'AWR/Rn' shall also be inserted therein.

In order to be consistent with the existing ICAO Replacement Flight Plan procedure, the IFPS shall additionally insert or increment an 'RFP/Q' indicator in the FPL.

Appropriate ATFM messages (SAM, FLS) shall be sending according to the existing rules for these messages.

## 70.3 OPTION 2: The flight plan is cancelled and a new slot is booked

The IFPS proceeds as if a flight plan cancellation (**CNL**) message had been submitted by the user, i.e.:

- A flight plan cancellation (**CNL**) message shall be distributed to the appropriate ATC addresses.
- As a consequence of the flight plan cancellation (**CNL**) an ACK message with '—MSGTYP ICNL', including the flag 'AWR/Rn', shall be sent to the address associated to the NM terminal having made the rerouteing acceptance and to the originator of the initial flight plan message, if identifiable and to the originator of the latest flight plan message received prior to the AOWIR, if any.

In addition, the ACK shall contain a message:

—COMMENT FLIGHT PLAN CANCELLED AS A RESULT OF AOWIR

- A slot cancellation (**SLC**) message shall be distributed in accordance with the existing addressing rules for this message.



---

**IFPS USERS MANUAL**

---

The message shall include the comments:

—COMMENT FLIGHT REROUTED BY AO FPL CANCELLED

**and**

—REASON RRTE

- A rerouting notification (**RRN**) message shall be generated by the ETFMS to the address associated to the NM terminal having made the re-routing acceptance and to the same addresses as for re-routing proposal (**RRP**)/slot improvement proposal (**SIP**) messages. This message shall include the new route description and the new slot calculation result e.g.:

—NEWCTOT 1130

**or**

—REASON OUTREG when the new route is not submitted to ATFCM regulation.

### Aircraft Operator/Air Traffic Services response Requirements

After the reception of an ACK for the CNL message, the user shall file a new flight plan to the IFPS Units in accordance with the normal rules and where appropriate to all relevant units outside the IFPS distribution area. The flight plan shall include the flags 'RFP/Qn' and 'AWR/Rn' in the message.

**Note** The route in the new flight plan shall be fully consistent with the one provided within the RRN message.

The booked slot shall be used only if the profile of the flight plan matches with the profile of the booked flight representing the accepted rerouting.

### The matching is using the following rules:

- Only the aerodromes and en-route points of the point profile are used in the matching process; those points in the departure or arrival procedure shall be ignored.
- There can be more points in the route of the replacement flight plan than in new route description of the provisional flight plan reserved in the ETFMS. All additional points found in the flight plan are ignored.
- The sequence of the en-route points must be identical.
- The levels and the timing on the points must be similar (a very small tolerance is accepted).
- The criteria indicated above are intended to give a reasonable flexibility (i.e. additional points for level/speed, SID/STAR free choice) without being too permissive.

### Processing of the New Flight plan by the Network Manager

When the new flight plan is received and has been processed successfully by the IFPS then:

- An ACK message shall be sent to the address(es) associated to the originator of the flight plan. The ACK shall give the complete flight plan concerning the re-routed flight and shall include the flags 'RFP/Qn' and 'AWR/Rn', as provided by the aircraft operator, in the message.
- The flight plan (including the flags 'RFP/Qn' and 'AWR/Rn' as provided by the aircraft operator) shall be distributed to the appropriate ATS Units.
- In the exceptional case that the new flight plan fails automatic processing in the IFPS, the user upon receipt of the Manual (**MAN**) message shall call IFPS.
- In the case of a flight plan being rejected by the IFPS a Rejection (**REJ**) message shall be sent back to the originator in accordance with to normal rules. The user must resubmit a correct flight plan.

**INTENTIONALLY LEFT BLANK**

## 71. DIVERSION ARRIVAL MESSAGES

(2)

### *Requirements*

The IFPS shall not accept messages with title 'DIVARR'. Where a flight shall divert to an aerodrome other than the filed destination, an Arrival (**ARR**) message in the format described in [see SECTION 129] shall be submitted to the IFPS for processing.

**INTENTIONALLY LEFT BLANK**

## 72. ITEM 3: MESSAGE TITLE

### (2) *Requirements*

All messages submitted to the IFPS for processing shall contain Item 3: Message title information.

The message titles recognised by the IFPS in submitted messages shall be:

- FPL, CHG, DLA, CNL, DEP, ARR, RQP, RQS, AFP, FNM, MFS and AMOD.

ACH and APL messages submitted to the IFPS shall be rejected.

### *RPL Requirements*

All messages submitted to the RPL team shall only contain a message title of RPL.

### (3) *Message Format*

It is required that those flight data messages submitted to the IFPS for processing shall have one of the recognised message titles. The title shall immediately follow the opening bracket of the message.

### (4) *System Processing*

The IFPS shall check the message title in all messages submitted to the IFPS for processing for compliance with the recognised message titles. Where a message title is not identified, that message shall fail automatic processing and be passed for manual treatment by the IFPS staff.

Where a message submitted to the IFPS for processing contains a recognised message title, the IFPS shall process that message according to the requirements of that recognised message type.

**INTENTIONALLY LEFT BLANK**

## 73. ITEM 7: AIRCRAFT IDENTIFICATION AND SSR MODE/SSR CODE

### (2) *Requirements*

All messages submitted to the IFPS for processing shall contain the aircraft identification information to indicate the radio call sign of that flight.

The aircraft identification shall contain either the aircraft registration markings or the ICAO telephony designator of the aircraft operating agency followed by the flight identification.

It shall be possible for the message originator to include the SSR mode after the aircraft identification by inserting the A and the SSR code of that flight, where it is known.

**Note** The IFPS shall only automatically accept an SSR code when it is prefixed by the letter A.

### *RPL Requirements*

The SSR mode and code shall not be accepted in RPL submissions other than as a textual comment in the line 4 sub-field RMK, or, if just the mode, in the line 4 sub-field EQPT, as it shall be assumed that all aircraft operating on RPLs are equipped with 4096-code transponders with modes A or C. Should an RPL have any other SSR mode, it shall be notified as a comment in either the sub-field RMK or the sub-field EQPT.

### (3) *Message Format*

The aircraft identification in a message submitted to the IFPS for processing shall contain a minimum of 2 and a maximum of 7 alphanumeric characters without hyphens or symbols. The SSR mode and code may be included for those aircrafts that wish to do so, it shall consist of the letter A and it shall be followed four numerics between the values of 0 and 7 and shall be separated from the aircraft identification by a slash '/

The maximum number of characters accepted by the IFPS in the aircraft identification and SSR mode and code, including the '/' shall be 13.

**Examples**      ABC567C  
                  ABC567C/A3356

### (4) *System Processing*

The IFPS shall check aircraft identification in all messages submitted to the IFPS for processing for compliance with the required format. Where the required format is not complied with, those messages shall fail automatic processing and be passed for manual treatment by the IFPS staff.

Where SSR mode and code is included in a message submitted to the IFPS for processing, the IFPS shall check for compliance with the required format. Where the Item does not comply with the required format, those messages shall fail automatic processing and be passed for manual treatment by the IFPS staff.

### *RPL System Processing*

Where an RPL has an SSR mode other than A or C indicated in the sub-fields RMK or EQPT, that information shall remain in the sub-field.

**INTENTIONALLY LEFT BLANK**



## 74. ITEM 8: FLIGHT RULES AND TYPE OF FLIGHT

### (1) *General*

The IFPS shall only process those flight plans and associated messages that contain the flight rules & type of flight information as relevant for an IFR/GAT flight or part thereof intending operating within the IFPZ.

#### *RPL General*

RPLs submitted to the RPL team for processing do not require the inclusion of the flight rules or type of flight information, as all RPLs are automatically processed as IFR scheduled flights (**IS**).

### (2) *Requirements*

#### 74.1 Flight Rules

The following indications of flight rules may be used when submitting a flight plan or associated message to the IFPS for processing:

- I** for those flights that are to be conducted entirely under IFR conditions.
- V** for those flights that are to be conducted entirely under VFR conditions.
- Y** for those flights that shall commence under IFR conditions and shall change to VFR conditions.
- Z** for those flights that shall commence under VFR conditions and shall change to IFR conditions.

Of these possible flight rule indicators, the IFPS shall only process those messages that relate to flights conducted fully or partially under IFR conditions within the IFPZ.

#### 74.2 Type of Flight

The following types of flight may be used when submitting a flight plan or associated message to the IFPS for processing:

- S** if the flight is a scheduled air transport flight.
- N** if the flight is a non-scheduled air transport flight.
- G** if the flight is a general aviation flight.
- M** if the flight is a military flight.
- X** for all other type of flights.

#### *RPL Requirements*

It is not a requirement to indicate the flight rules or the type of flight in RPL submissions to the RPL team as they are always processed as flight rules **I** and the flight type **S**. Should an RPL be any other type of flight than scheduled, it shall be notified in the sub-field RMK.

### (3) *Message Format*

The flight plan or associated message shall contain one of the flight rules indicators followed by one of the type of flight indicators.

- |                 |           |   |
|-----------------|-----------|---|
| <b>Examples</b> | <b>VG</b> | represents a VFR general aviation flight. |
|                 | <b>IS</b> | represents an IFR scheduled flight.       |

#### *RPL Message Format*

No flight rules or type of flight information is required in RPL submissions as all RPLs shall be processed as scheduled flights operating under IFR.

---

**IFPS USERS MANUAL**

---

(4)

***System Processing***

Only those flight plans and associated messages that indicate in flight rules that the flight shall be conducted wholly or partially under IFR conditions within the IFPZ shall be processed by the IFPS. Those flight plans that indicate an intention to operate under VFR conditions only within the IFPZ shall fail automatic processing by the IFPS and shall be rejected.

Where a flight plan or associated message submitted to the IFPS for processing contains the flight rules **I**, **Z** or **Y**, the IFPS shall crosscheck that information against the route data.

Should a change of flight rules be given that is not supported by an identifiable indication of that change in the route of that message, then that message shall fail automatic processing and shall be presented for manual processing by the IFPS staff.

The IFPS shall crosscheck the type of flight information against the restriction modules used in the Airspace Data Section database for those flights entering RAD restrictions and or routes for military flights only. Where the type of flight is not allowed for that route, that message shall fail automatic processing and be passed to the IFPS staff for manual treatment.

**Note** The IFPS shall react differently in message association whenever the type of flight is given as X.

***RPL System Processing***

Only those RPLs that intend to operate solely under IFR/GAT conditions shall be processed by the RPL system. Where a processed RPL is generated to the IFPS, that flight plan shall always be processed and output by the IFPS indicating that flight operating under IFR as a scheduled flight. Should the flight type be notified as anything else, that information shall remain in the sub-field RMK.

## 75. ITEM 9: NUMBER AND TYPE OF AIRCRAFT AND WAKE TURBULENCE CATEGORY

### (1) *General*

When processing flight plans and associated messages, the IFPS shall take into account the performance of identifiable individual aircraft types.

In order to calculate more accurate flight profiles, the NM has built a table of aircraft performance figures, with all recognised ICAO aircraft type designators having a specific series of performance data (Ref ICAO DOC 8643 – Aircraft Type Designators).

### (2) *Requirements*

Where required, the number of aircraft shall be indicated. The number of aircraft may be included if that flight consists of only one aircraft, but it shall be included if more than one aircraft is involved in that flight.

The flight plan or associated message submitted to the IFPS for processing shall indicate the ICAO aircraft type designator where it is known.

Where the aircraft type does not have an approved ICAO designator, that aircraft type shall be filed as ZZZZ, with the details of that aircraft type given in the sub-field TYP.

The message shall indicate the wake turbulence category of that aircraft type. The IFPS shall accept only the following 4 wake turbulence categories:

**L** (light), **M** (medium), **H** (heavy) or **J** (super).

**L** Shall be inserted for an aircraft with a maximum certified take off mass of 7000 kg or less.

**M** Shall be inserted for an aircraft with a maximum certified take off mass of less than 136000 kg but more than 7000 kg.

**H** Shall be inserted for an aircraft with a maximum certified take off mass of less than 560000kg but more than 136000 kg.

**J** Shall be inserted for an aircraft with a maximum certified take off mass of 560000kg or more.

### *RPL Requirements*

Each RPL shall always be for only one aircraft, and this shall not be indicated in the RPL submitted for processing. The type of aircraft and the wake turbulence category of that aircraft type shall be indicated on line 2 of an RPL.

The RPL system shall not accept any RPL with an aircraft type given as ZZZZ.

### (3) *Message Format*

The number of aircraft may be included if that flight consists of only one aircraft, but it shall be included if more than one aircraft is involved in that flight. The number of aircraft indicated shall be given as not more than two numeric.

The type of aircraft shall be given as the ICAO designator for that type, or where the type is not known or not an ICAO designator, ZZZZ shall be inserted. Where ZZZZ is used, the details of the aircraft type shall be given in the sub-field TYP.

The aircraft type shall be followed by a '/' then the letter L, M, H or J to indicate the wake turbulence category of the aircraft type indicated.

### *RPL Message Format*

In RPL the number of aircraft shall not be indicated.

---

**IFPS USERS MANUAL**

---

**(4) System Processing**

The IFPS shall check any aircraft type given in messages submitted to the IFPS for processing. Where such entries are found, the IFPS shall check for compliance with the required format and pass those messages for manual processing by the IFPS staff where the required format is not followed.

The IFPS shall check all filed aircraft types for compliance with the known ICAO aircraft type designators. Where an unknown designator is found, that message shall fail automatic processing and be passed for manual treatment by the IFPS staff.

Where the aircraft type is filed as ZZZZ, the IFPS shall check the sub-field TYP for the details of that aircraft type.

**Example** One unknown type of aircraft  
Item 9: ZZZZ/M Item 18: TYP/D9FF

Where the aircraft type is filed as ZZZZ, that message shall fail automatic processing in order that the IFPS staff may apply an appropriate performance category for that flight for the flight profile calculation. These generic aircraft performances are:

- SEEE (SINGLE ENGINE)
- MEEE (MULTI-ENGINE)
- TPPP (TURBO-PROP)
- TJJJ (TURBO-JET)

If more than one aircraft type intends to fly in formation, the total number of aircraft shall be given. The aircraft type shall be given as ZZZZ in Items 9 and 18, the (numbers and) type(s) of aircraft preceded by TYP/.

**Example1** Two aircraft types  
Item 9: 2ZZZZ/M Item18: TYP/1AN26 1LJ39 or TYP/AN26 LJ39

**Example 2** Three aircraft types  
Item 9: 3ZZZZ/M Item18: TYP/2AN26 1LJ39 or TYP/2AN26 LF39

In the two examples above, the output of the IFPS shall be the same as the input.

Where no WTC is given by the originator of the message and the aircraft type is known in the NM database, the IFPS shall automatically insert the wake turbulence category of that aircraft type. If the aircraft type is unknown and no wake turbulence category is given by the originator of the message, the IFPS shall automatically insert an internal value for profile calculation but shall not output this internal value.

The IFPS shall not accept a known aircraft type in the flight plan in combination with the sub-field TYP.

Where ZZZZ is used in the flight plan, and a sub-field TYP entry has been made that indicates a known ICAO aircraft type designator, the IFPS shall automatically update the aircraft type to that known aircraft type and remove the sub-field TYP.

When calculating the profile of a flight, the IFPS shall apply performance data specific to each aircraft type given.

The IFPS shall confirm the wake turbulence category given with the aircraft type to the ICAO wake turbulence category assigned to that aircraft type.

## IFPS USERS MANUAL

The following table shall show the processing of the wake turbulence category by the IFPS:

	<b>No wake turbulence category in flight plan</b>	<b>Valid wake turbulence category in flight plan</b>	<b>Unknown wake turbulence category in flight plan</b>
<b>Valid wake turbulence category in IFPS Database for this type of aircraft</b>	Automatic inclusion of the Wake Turbulence Category as held in the IFPS System	Wake Turbulence Category from IFPS Database inserted	Wake Turbulence Category from IFPS Database inserted
<b>No wake turbulence category in IFPS database for this type of aircraft</b>	Wake Turbulence category shall be empty	Wake Turbulence Category as filed shall be maintained in the output	Wake Turbulence Category shall be removed from flight plan
<b>Aircraft type is ZZZZ</b>	Wake Turbulence category shall be empty	Wake Turbulence Category as filed shall be maintained in the output	Flight plan not accepted Flight plan shall come up for manual treatment by IFPS Staff

**Note** Where an aircraft type is filed as ZZZZ, that message shall always fail automatic processing in order that the IFPS staff may apply an appropriate aircraft performance to that flight.

### *RPL System Processing*

The RPL system shall check the filed aircraft type for compliance with the known ICAO aircraft type designators. Where an unknown designator is found, that message shall fail automatic processing and be passed for manual treatment by the RPL team.

Where the aircraft type is not known, or does not have an approved ICAO designator the RPL system shall not accept that RPL.

The RPL system shall not accept a known aircraft type on line 2 of the RPL in combination with line 4 sub-field TYP with a known aircraft type.

**INTENTIONALLY LEFT BLANK**

## 76. ITEM 10: equipment & capabilities

### (1) *General*

The IFPS is only required to check certain equipment, regardless of other requirements specified in the relevant national AIPs. The checks carried out by the IFPS are for compliance with UHF, 8.33 kHz, RVSM, Datalink, and where Other Equipment (Z or R in Equipment) is specified in the flight plan message, that the corresponding details are given in Item 18 of the flight plan.

The term 'capabilities' comprises the following elements:

- Presence of relevant serviceable equipment on board the aircraft;
- Equipment and capabilities commensurate with flight crew qualifications, and
- Where applicable, authorization from the appropriate authority.

### (2) *Requirements*

The flight plan shall indicate the equipment/capabilities regarding radio communication, navigation and approach aid, carried by that aircraft.

The flight plan shall also indicate the equipment/capabilities regarding surveillance, carried by that aircraft.

The equipment/capabilities of the aircraft shall require certain conditions to be applied to that flight.

Where the aircraft type specified in an existing flight plan processed by the IFPS has to be changed by the aircraft operator, the equipment of the replacement aircraft shall, where different from that of the original aircraft, be specified in the modification message (CHG).

### (3) *Message Format*

The flight plan shall indicate the equipment/capabilities regarding radio communication, navigation & approach aid by inserting the appropriate designator letter or letter/number combination (with a maximum of 64 characters and without repetition) for the relevant equipment, followed by a '/'. The flight plan shall also indicate the equipment/capabilities regarding surveillance by inserting the appropriate designator(s), (with a maximum of 20 characters and without repetition) used to indicate such.

Only those messages that contain the following approved designators shall be accepted by the IFPS.

## 76.1 **Item 10a: Radio Communication, Navigation and Approach Aid Equipment**

There are three options available to indicate the status of the radio communication, navigation and approach aid equipment:

The letter **N** to indicate that no radio communication, navigation or approach aid equipment for the route to be flown is carried or the equipment is unserviceable or

The letter **S** to indicate that the standard radio communication, navigation and approach aid equipment for the route to be flown is carried and serviceable. If the letter S is used, standard equipment is considered to be VHF RTF, VOR and ILS unless another combination is prescribed by the appropriate ATS Authority or

One or more of the following letters (S can be present) to indicate the serviceable radio communication, navigation and approach aid equipment and capabilities available:

<b>A</b>	GBAS landing system
<b>B</b>	LPV (APV with SBAS)
<b>C</b>	LORAN C
<b>D</b>	DME
<b>E1</b>	FMC WPR ACARS
<b>E2</b>	D-FIS ACARS
<b>E3</b>	PDC ACARS
<b>F</b>	ADF
<b>G</b>	GNSS. If the letter G issued, the types of GNSS external augmentation, if any may be specified in Item 18 following the indicator NAV/ and separated by a space.
<b>H</b>	HF RTF
<b>I</b>	Inertial Navigation
<b>J1</b>	CPDLC ATN VDL Mode 2
<b>J2</b>	CPDLC FANS 1/A HF DL
<b>J3</b>	CPDLC FANS 1/A Mode 4
<b>J4</b>	CPDLC FANS 1/A Mode 2
<b>J5</b>	CPDLC FANS 1/A SATCOM (INMARSAT)
<b>J6</b>	CPDLC FANS 1/A SATCOM (MTSAT)
<b>J7</b>	CPDLC FANS 1/A SATCOM (Iridium)
<b>K</b>	MLS
<b>L</b>	ILS
<b>M1</b>	ATC RTF SATCOM (INMARSAT)
<b>M2</b>	ATC RTF (MTSAT)
<b>M3</b>	ATC RTF (Iridium)
<b>O</b>	VOR
<b>P1-P9</b>	Reserved for RCP
<b>Q</b>	(Not allocated)
<b>R</b>	PBN approved. If the letter R is used, the performance based navigation levels that can be met shall be specified in Item 18 under PBN/.
<b>T</b>	TACAN
<b>U</b>	UHF RTF
<b>V</b>	VHF RTF
<b>W</b>	RVSM approved
<b>X</b>	MNPS approved
<b>Y</b>	VHF with 8.33 kHz channel spacing capability
<b>Z</b>	Other equipment carried (whenever Z is being used in the equipment indicator of that flight plan, a specification shall be made by inserting the sub-field <b>COM/</b> and/or <b>NAV/</b> and/or <b>DAT/</b> of the flight plan to indicate the type of <b>COM/</b> and/or <b>NAV/</b> and/or <b>DAT/</b> used for this flight).



## 76.2 Area Navigation (RNAV) Specifications

Operators of aircraft approved for basic area navigation (B-RNAV / RNAV5) operations shall insert the designator 'R' in Item 10a of the flight plan and PBN/ in Item 18 followed by the appropriate capability of that flight. The PBN descriptors for B-RNAV are: B1, B2, B3, B4, B5.

Operators of aircraft approved for precision area navigation (P-RNAV / RNAV1) operations shall, in addition to the designator 'R' in Item 10a, also insert PBN/ in Item 18 followed by the appropriate capability of that flight. The PBN descriptors for P-RNAV are: D1, D2, D3, D4, depending upon the sensors used, as appropriate. Unlike RNAV1 it is also possible to achieve P-RNAV capability using only VOR/DME in which case 'Z' should be inserted in item 10a and NAV/EURPRNAV in item 18.

Operators of State aircraft not approved for B-RNAV or P-RNAV operations shall not insert any of the designators B1, B2, B3, B4, B5, D1, D2, D3, D4 within the PBN/ indicator of Item 18 of the flight plan. Instead, the letter 'Z' shall be inserted in Item 10a and NAV/RNAVX shall be inserted in Item 18 of the flight plan.

Where a failure or degradation results in the aircraft being unable to meet the B-RNAV functionality and accuracy requirements before departure, the operator of the aircraft shall not insert any of the designators B1, B2, B3, B4, B5 within the PBN/ indicator of Item 18 of the flight plan. Since such flights require special handling by ATC, the letter 'Z' shall be inserted in Item 10a and Item 18 shall contain NAV/RNAVINOP.

## 76.3 Item 10b: Surveillance Equipment

A minimum of one and a maximum of 20 characters shall be used to indicate the serviceable surveillance equipment in the equipment field of that flight plan.

To indicate the surveillance equipment, insert:

**N** If no surveillance equipment for the route to be flown is carried, or the equipment is unserviceable.

Or, one or more of the following descriptors:

**I** Transponder-Mode S, including aircraft identification transmission, but no pressure-altitude capability.

**P** Transponder-Mode S, including pressure altitude, but no aircraft identification capability.

**X** Transponder-Mode S, with neither aircraft identification nor pressure altitude capability.

**A** Transponder-Mode A (4digits-4096 codes)

**C** Transponder-Mode A (4digits-4096 codes) and Mode C

**Note** I, P, X are mutually exclusive, i.e. only one of the 3 indicators may be present.

Or one or more of the descriptors:

**E** Transponder-Mode S including aircraft identification, pressure-altitude and extended squitter (ADS-B) capability.

**H** Transponder-Mode S, including aircraft identification, pressure altitude and enhanced surveillance capability.

**L** Transponder-Mode S, including aircraft identification, pressure-altitude, extended squitter (ADS-B) and enhanced surveillance capability.

**S** Transponder-Mode S, including both pressure-altitude and aircraft identification capability.

---

**IFPS USERS MANUAL**

---

Plus optionally one or more of the descriptors (ADS-B and ADS-C descriptors are optional and cannot be present without any transponder descriptor(s)):

<b>B1</b>	ADS-B with dedicated 1090 MHz ADS-B 'out' capability
<b>B2</b>	ADS-B with dedicated 1090 MHz ADS-B 'out' and 'in' capability
<b>U1</b>	ADS-B 'out' capability using UAT
<b>U2</b>	ADS-B 'out' and 'in' capability using UAT
<b>V1</b>	ADS-B 'out' capability using VDL Mode 4
<b>V2</b>	ADS-B 'out' and 'in' capability using VDL Mode 4
<b>D1</b>	ADS-C with FANS 1/A capabilities
<b>G1</b>	ADS-C with ATN capabilities

(4)

#### **System Processing**

The IFPS shall check any equipment indicators entries in messages submitted to the IFPS for processing. Where such entries are found, the IFPS shall check for compliance with the required format, and pass those messages for manual processing by the IFPS staff where the required format is not followed.

All messages submitted to the IFPS that require a profile calculation to be made shall have the equipment indicators checked for specific equipment levels. Where such equipment is found, it shall be cross-referenced against the relevant conditions elsewhere in the message. Where the submitted message associates with an existing flight plan held by the IFPS, the conditions and/or equipment of that submitted message shall be cross-referenced against those of the existing flight plan.

The specific equipment cross-checks carried out by the IFPS shall be:

- **W** (RVSM) – The flight may enter RVSM airspace (FL290 – FL410).
- **Y** (8.33kHz) – The flight may enter 8.33kHz-only airspace (FL195 and above).
- **U** (UHF) – The flight may enter UHF-minimum airspaces.
- **Z** – The sub-field NAV and/or COM and/or DAT is/are present with explanatory information in Item 18.
- **R** – The sub-field PBN/ is present with minimum one and maximum 8 valid descriptors in Item 18.

Submitted messages that associate with an existing flight plan shall be checked by the IFPS to be in compliance with the relevant equipment specified in that flight plan, and where compliance is not met, that message shall fail automatic processing and be passed for manual treatment by the IFPS staff.

The IFPS shall output any equipment details in a specific sequence. That sequence shall be the letter S, where present, then any other equipment designators in alphabetic sequence.

#### **RPL System Processing**

Where no entries for EQPT are found in line 4 of the RPL, the RPL system shall insert 'C' as a default value for SSR equipment, and 'S' for radio communication equipment.

## 77. ITEM 13: AERODROME OF DEPARTURE (ADEP) AND ESTIMATED OFF-BLOCKS TIME (EOBT)

### (1) *General*

The IFPS shall calculate a four-dimensional profile for every flight that is submitted for processing, and shall check that profile against the NM CACD. The profile calculation shall start at the aerodrome of departure, or where that is unknown, at the first point given in the route. In order to achieve this, the ICAO four letter aerodrome codes and their geographical locations have been included in the CACD.

The IFPS profile calculation shall commence at the given Estimated Off-Blocks Time (**EOBT**).

### (2) *Requirements*

The IFPS shall process those IFR/GAT flight plans and associated messages or parts thereof that intend to operate wholly or in part within the IFPZ.

Where no ICAO designator exists for the aerodrome or point of departure, that aerodrome or point shall be given as ZZZZ, with corresponding details in the sub-field DEP.

**Note** Where the departure aerodrome is given as ZZZZ, a known ICAO location designator should not be filed in the sub-field DEP.

Where a flight plan is filed for an aircraft in flight, the departure point shall be given as AFIL. The EOBT at the aerodrome or point of departure shall be given. In the case of a flight plan filed for an aircraft in flight, the time given represents the estimated time over the first point indicated in the route.

### *RPL Requirements*

The RPL team shall process each RPL regardless of the geographical location of the departure aerodrome indicated on line 2 of the RPL.

Once the RPL has been generated to the IFPS, it shall become an individual flight plan and shall undergo the same processing by the IFPS as all other such messages, with the same division of processing between the two IFPS units based on the geographical location of the aerodrome of departure as all other messages processed by the IFPS.

### (3) *Message Format*

Any flight plan or associated message shall indicate the aerodrome of departure using the ICAO four-letter designator, where that designator is known. Where the aerodrome of departure does not have an ICAO four-letter designator or the flight is departing from a specified location or the ICAO four-letter designator for that aerodrome is not known, ZZZZ shall be used.

For those flights filing a flight plan when already airborne, the text AFIL shall be used.

Where ZZZZ is used to indicate the departure aerodrome or point, the corresponding details of that aerodrome or point shall be indicated in the sub-field DEP.

The IFPS shall check all four-letter codes given as the departure aerodrome of all flight plans and associated messages submitted to the IFPS for processing against the NM CACD. Where an unknown code is submitted, that message shall fail automatic processing and shall be passed for manual treatment by the IFPS staff. For this purpose, ZZZZ and AFIL shall be considered as known codes with a specific IFPS processing meaning.

Where the departure aerodrome or point of a flight plan or associated message is filed as a known ICAO designator or as ZZZZ, then the associated time shall indicate the Estimated Off-Blocks Time of that flight. That EOBT shall be given as UTC expressed as four digits.

## IFPS USERS MANUAL

For those flights with the departure point given as AFIL, the associated time shall indicate the Estimated or Actual Time Over the first point given in the route. That ETO/ATO shall be given as UTC expressed as four digits.

**Examples** EGLL1500  
ZZZZ1200 (with corresponding sub-field DEP/ details)  
AFIL0537

(4)

### System Processing

The IFPS shall check the departure aerodrome in all submitted messages. The system shall first check to identify the ICAO aerodrome code, ZZZZ or AFIL; where such identification cannot be made, that message shall be passed for manual processing at both IFPS units. Those flight plans containing ZZZZ with no sub-field DEP information shall fail automatic processing and be passed for manual processing.

When the sub-field DEP is a unique geographical coordinate, that information will be inserted at the beginning of the route field.

In the event that flight plans containing ZZZZ and a known ICAO aerodrome designator in the sub-field DEP are submitted for processing, the IFPS shall automatically replace the ZZZZ indicator with that known ICAO designator given in the sub-field DEP.

When the departure aerodrome has been identified, the EOBT is checked against the current time in the IFPS and against any DOF given in that message.

The IFPS shall accept flight plans that do not contain a DOF. In such cases, the IFPS shall automatically assume that the flight is to take place in the 24 hour period starting 30 minutes in the past when compared to the current time, and shall add the appropriate DOF to that message.

Where a DOF is included in the flight plan, the IFPS shall take that information into account when processing the EOBT.

For practical reasons it shall be possible for the IFPS system to process those flight plans that contain an EOBT of more than 30 minutes in the past compared to the current IFPS system time. This shall only be possible where the EOBDT (i.e. the combination of the EOBT and DOF) is not more than 12 hours in the past when compared to the current IFPS system date/time. The flight plan shall fail automatic processing but may be manually forced through processing by the IFPS staff.

It shall not be possible to alter the departure aerodrome by means of a message.

### RPL System Processing

Where the EOBT has been correctly identified, the RPL system shall calculate the date and time at which that RPL shall be generated into the IFPS, taking into account the indicated days and dates of operation of that RPL.

The RPL shall be generated into the IFPS 20 hours before the EOBT of that RPL.

**Note** Where an RPL has been suspended for operational reasons (industrial action, etc), that RPL shall not be generated into the IFPS.

## 77.1

### RPL General Procedure for Missing or Invalid Departure Aerodrome or EOBT

<b>Error message ref.</b>	None.
<b>Explanation:</b>	Unidentifiable departure aerodrome or EOBT.
<b>Instruction:</b>	Where there is no ambiguity of the correction, the RPL shall be corrected by the RPL team and processed. The aircraft operator shall be informed of any such corrections. In all other cases, the aircraft operator shall be contacted by the RPL team to agree on a correction.

---

**IFPS USERS MANUAL**


---

**77.2 RPL General Procedure for Departure given as ZZZZ with no corresponding DEP Details**

<b>Error message ref.</b>	<b>None.</b>
<b>Explanation:</b>	Where an unknown departure aerodrome has been indicated as ZZZZ in an RPL, the system shall not check that the corresponding DEP sub-field details are given in line 4 of that RPL.
<b>Instruction:</b>	Where the RPL team identify any RPLs with departure aerodrome given as ZZZZ, they shall check that the corresponding DEP details are also present. Where those details are missing, the aircraft operator shall be contacted and requested to provide such.

**77.3 RPL General Procedure for Known Departure Aerodrome with Sub-field DEP Details**

<b>Error message ref.</b>	<b>None.</b>
<b>Reason:</b>	The RPL system does not cross check a known departure aerodrome for the presence of the DEP sub-field.
<b>Explanation:</b>	Where a known departure aerodrome has been filed on line 2 in an RPL, the system shall not raise any errors if DEP sub-field details are given in line 4 of that RPL.
<b>Instruction:</b>	Where the RPL team identify any RPLs with a known departure aerodrome given on line 2 with DEP sub-field details also present, they shall contact the aircraft operator to confirm the departure aerodrome.

**INTENTIONALLY LEFT BLANK**

## 78. ITEM 15: ROUTE

(2)

### *Requirements*

The IFPS shall process flight plans and associated messages that may contain information in the route as relevant for an IFR/GAT flight or part thereof operating within the IFPZ.

Where present in a flight plan or associated message submitted to the IFPS for processing, the route shall describe the intended route of the flight and shall be completed in accordance with ICAO requirements. That route shall consist of a sequence of SID (or last point thereof) or point route point or STAR (or first point thereof), where SID and STAR are available. That route may contain the designator DCT if the routing will be outside a designated route. That route may also contain changes of speed, level, flight rules, flight conditions and the indicator STAY.

Some states have implemented the Free Route Airspace (FRA) concept. This concept means a specific airspace (usually an ATC Unit Airspace (AUA)) within which users may plan their routes between an entry and exit point for that airspace without reference to an Air Traffic Services (ATS) route network. In this airspace, flights will remain subject to air traffic control.

Depending on the country, the implementation may differ as the concept offers several options such as:

- Free Route Airspace during a specific time period only (i.e. night time).
- During the time the FRA is active; the ATS route network may remain or may be suspended.

Dependent upon the published requirements of the specific FRA, between the entry and the exit points the airspace may be traversed in the following ways:

- on a direct (DCT) routing between the entry and exit points
- on DCT routings between the entry and exit points and via those specifically-allowed intermediate points that have been designated for FRA in that airspace
- on a DCT routing between the entry and exit points via the whatever intermediate points are most suitable for that flight.

Full details concerning Free Route Airspace where it is implemented may be found in the AIP of the country concerned.

The IFPS shall calculate the profile of all flights for which a flight plan and any associated messages are submitted to the IFPS for processing, using the information given in the route of that message. The IFPS shall check the availability of the requested route in respect to time, level restrictions and any other restriction detailed in the RAD document or required due to 8.33kHz and RVSM checking.

Changes to speed/level shall be specified at each point at which either a change of speed and/or level is **planned to commence**.

When a transition is planned between a lower and upper ATS route and the routes are oriented in the same direction, the point of transition shall be inserted.

The detailed requirements for the composition of the route field may be found in the following sections of this manual.

### *RPL Requirements*

The route information shall describe the intended route of the flight. That route may contain changes of speed and level. The use of a DCT shall be avoided wherever possible and no STAY indicator shall be included in for the route of an RPL.

Those RPLs submitted for trans-Atlantic flights shall not be accepted.

The route of an RPL shall not contain SID or STAR designators. Where a departure aerodrome has SIDs or an arrival aerodrome has STARs, the route description in an RPL shall begin and end with the connecting point of the SID or STAR. Upon generation to the IFPS, the most appropriate SID and or STAR shall be automatically inserted by the IFPS.

The RPL system shall calculate a profile for each RPL using the information given in the route of that RPL. The profile shall be calculated using the environment data relevant to the first event of that RPL at the time of processing. The RPL system shall check the availability of the requested route in respect to time, level restrictions and any other restriction detailed in the RAD document or required due to 8.33kHz and RVSM checking.

## 78.1 AIRAC Information incorrect in the NM CACD

<b>Error message ref.</b>	Various error messages might refer.
<b>Explanation:</b>	In exceptional cases information for an AIRAC has been issued too late to be implemented in the NM CACD, or has been implemented incorrectly.
<b>Instruction:</b>	Errors are raised incorrectly by the system and shall be corrected manually. The IFPS staff shall refer to the operational instructions in force.



## 79. INITIAL SPEED AND LEVEL

### (2) *Requirements*

The IFPS shall accept speed and level indications in the route of a flight plan or associated messages that are submitted to the IFPS for processing. These speed and level indications shall be taken into account by the IFPS when calculating the profile of that flight.

### (3) *Message Format*

It is required that an accurate indication of the speed and level of that flight be given at the start of the route.

### 79.1 Speed

Speed may be indicated in three ways:

- Knots, denoted by an '**N**', immediately followed by four numerics.
- Mach number, denoted by an '**M**', immediately followed by three numerics.
- Kilometres per hour, denoted by a '**K**', immediately followed by four numerics.

**Examples**      N0485  
                      M087  
                      K0835

### 79.2 Flight Level

Flight level may be indicated in four ways:

- Flight level, denoted by an '**F**', immediately followed by three numerics.
- Altitude in hundreds of feet, denoted by an '**A**', immediately followed by three numerics.
- Standard metric level in tens of meters, denoted by an '**S**', immediately followed by four numerics.
- Altitude in tens of metres, denoted by an '**M**', immediately followed by four numerics.

**Examples**      F330  
                      A030  
                      S1190  
                      M0850

### (4) *System Processing*

For each flight plan or associated message submitted to the IFPS for processing, the IFPS shall verify that all speed and level indicators in the route correspond to the aircraft performance of the aircraft type given in the message.

Where the required format is not followed, or the indicator is beyond the performance of that aircraft type, the message shall fail automatic processing and shall be passed for manual processing by the IFPS staff.

Where a level in a flight plan or associated message submitted to the IFPS for processing is given in metric units, the IFPS shall convert that information into the corresponding flight level for the purpose of profile calculation. The IFPS shall not output that converted value; that value shall be output in the original format.

Where a speed indicator is not present in a flight plan or associated message submitted to the IFPS for processing, the IFPS shall automatically insert a given average speed, in knots, for that aircraft type at the indicated level.

---

**IFPS USERS MANUAL**

---

The IFPS shall use the indicated speed and level given in any flight plan or associated message submitted to the IFPS for processing to calculate the profile of that flight, and to verify the availability of the route as filed. An appropriate error shall be raised when any part or parts of that route are calculated as being not available for that flight. The profile shall be adapted with a performance factor, which expresses the difference between the requested speed and the optimal speed (taken from the performance table) at RFL. This factor is applied to the climb and descent speed.

All flight plans and associated messages for IFR/GAT flights or parts thereof operating within the IFPZ submitted to the IFPS for processing shall have any indicated levels checked for compliance with RVSM and 8.33kHz.

## 80. EN-ROUTE CHANGE OF SPEED AND LEVEL

### (2) *Requirements*

Changes to the speed and/or level may be indicated in the route field of a flight plan or associated message submitted to the IFPS for processing; any such change of speed and/or level shall be associated with a specified point in the route of that flight. Changes to speed/level shall be specified at each point at which either a change of speed and/or level is planned to commence.

The IFPS shall take into account any change in speed and/or level when calculating the profile of that flight.

In respect to cruise climb, the IFPS shall not check conformity with requirements or restrictions published by National Authorities.

### (3) *Message Format*

Where a message originator requires indicating a change of speed and/or level in the route field of a flight plan or associated message submitted to the IFPS for processing, the point at which that change of speed and/or level is made shall be followed by a '/', then the revised speed and level.

Any change of speed shall be accompanied by an associated indication of level, and any change of level shall be accompanied by an associated indication of speed.

The point at which the change is indicated may be a known significant point, a set of geographical co-ordinates, or a bearing and range from a named navigation aid.

**Examples** LN/N0450F330  
MAY/N0250A030  
HADDY/M083F310  
46N078W/K0410S1190  
DUB180040/K0200M0150

The point at which a change to cruise climb is indicated may be a known named navigation beacon, a set of geographical co-ordinates, or a bearing and range from a named navigation beacon.

The IFPS shall not check conformance with any cruise climb requirements or restrictions published by National Authorities.

**Examples** C/48N050W/M082F290F350  
C/48N050W/M082F290PLUS

### (4) *System Processing*

The IFPS shall verify that the speed and level in the route corresponds to the aircraft performance of the indicated aircraft type of the flight plan or associated message. Where the required format is not followed, or the indicator is beyond the performance of that aircraft type, the message shall fail automatic processing and shall be passed for manual processing by the IFPS staff.

The IFPS shall use the indicated speed and level given in any flight plan or associated message submitted to the IFPS for processing to calculate the profile of that flight, and to verify the availability of the route as filed. An appropriate error shall be raised when any part or parts of that route are calculated as being not available for that flight. The profile shall be adapted with a performance factor, which expresses the difference between the requested speed and the optimal speed (taken from the performance table) at RFL. This factor is applied to the climb and descent speed.

The IFPS shall take the point at which a change in speed/level is indicated to be the point at which the change in speed and/or level is to commence, and the profile shall be calculated accordingly.

**Note** It is recognised that a number of aircraft operator flight planning systems do not interpret speed level change information in accordance with the ICAO interpretation. This may give rise to flight plans being referred for manual processing by the IFPS staff where a flight plan indicates a change of level at a point from which a RAD level restriction or unavailable route applies. In order to ensure that the constraint is fully respected (and thus ensure automatic processing by IFPS) flight plan originators should submit flight plans that adhere to the ICAO interpretation of a speed and level change.

Where a flight plan or associated message submitted to the IFPS for processing relates to a flight entering the OCA Oceanic Airspace, the IFPS shall check for the required speed and level conditions at that Oceanic entry point.

Where for westbound traffic the speed at the Oceanic entry point is not given as a Mach number, the IFPS shall automatically convert any given value to a Mach number, and output such.

Where for westbound traffic no speed and level indication at the Oceanic entry point is given, the IFPS shall automatically insert such, basing the values on the last given speed and level indications in the route field of that flight.

## 81. SID/STAR

### (2) Requirements

Within the IFPZ, the IFPS is required to provide a route that starts and finishes with points that allow the relevant ATS units to insert the appropriate terminal procedure with no other modification to that route.

Message originators shall file terminal procedures in the filed route of a flight plan or associated message submitted to the IFPS for processing according to the published requirement of those aerodromes.

Where no SIDs or STARs are published for an aerodrome within the IFPZ, it shall remain the responsibility of the message originator to confirm whether that aerodrome requires only VFR arrivals or departures.

Certain aerodromes within the IFPZ have no terminal procedures, but do not require solely VFR arrivals or departures. When planning to depart from or arrive at these aerodromes, the message originator should, where possible, connect the aerodrome to the nearest airway within the DCT limit of that aerodrome.

### RPL Requirements

RPL submissions should not have SID or STAR designators inserted in individual RPLs.

### (3) Message Format

The IFPS shall accept published ICAO terminal procedures. The format for these procedures shall be the procedure name, in letters to a maximum of five, immediately followed by the sequence number, then the runway designator, given as a letter. The IFPS also accepts P-RNAV (Precision RNAV) terminal procedures: the format of these procedures is the same as ICAO terminal procedures but finishes by 2 letters.

**Examples**      DUB1A  
                    KODAP2B  
                    BAKRU1AS (P-RNAV)

### (4) System Processing

#### Where the aerodrome requires a Terminal Procedure (TP) to be included in the flight plan distributed by the IFPS:

- i. When a TP is specified in the filed route of a flight plan or associated message received, the IFPS shall check the validity of that TP.
  - Where the TP is valid, the IFPS shall accept and transmit that TP in the distributed message.
  - Where the TP is not valid, the IFPS shall propose a valid TP where existing that shall be included in the distributed flight plan after validation by the IFPS staff.
  - Where no valid TP can be proposed, the message will be presented with the error message: 'TP not valid, DCT is assumed, other possibilities are NONE' to the IFPS staff for manual correction. Connecting points should be found, to allow valid TP to be included by the IFPS in the distributed messages.
- ii. When a TP is not specified in the filed route of a flight plan or associated message received, the IFPS shall:
  - Check that the first/last point extracted from the filed route is a connecting point (CP) from a valid TP for that aerodrome and if so, insert in the distributed message a valid TP.
  - Where the first/last point extracted from the filed route is not a CP from a valid TP for that aerodrome, raise a SID/STAR DCT limit for that aerodrome and present the message for manual correction in order for the IFPS staff to find a CP that connects the route to a valid TP.

---

**IFPS USERS MANUAL**

---

Where the aerodrome does not require a TP to be included in the flight plan distributed by IFPS:

- iii. When a TP is specified in the filed route of a flight plan or associated message received, the IFPS shall check the validity of the TP:
- Where the TP is valid, the IFPS shall use it for its internal profile, but shall not transmit it in the distributed message.
  - Where the TP is not valid, the IFPS shall use a valid TP where existing for its internal profile but shall not transmit it in the distributed message.
  - Where no valid TP can be used, the message shall be presented to the IFPS staff for manual correction, with the error message 'TP not valid, DCT is assumed, other possibilities are NONE'.
  - Where a TP exists for that aerodrome, the route field should be corrected to connect that aerodrome with a CP of that valid TP.
  - Where no TP exists, but CPs from a DCT route segment is defined for the aerodrome, one of those CPs should be inserted.
  - Where no CPs are defined for that aerodrome, a point that is within the SID/STAR DCT limit should be inserted.
- iv. When a TP is not specified in the filed route of a flight plan or associated message received, the IFPS shall accept the flight plan where the first/last point extracted from the route field is within the maximum SID/STAR DCT limit for that aerodrome providing that it is compliant with the DCT cross-border restriction and::
- Where the first/last point of the route field exceeds the maximum SID/STAR DCT limit, check that the first/last point specified in the filed route is a CP from a valid TP. If so, the TP will be used in its internal profile but not transmitted in the distributed message.
  - When the first/last point specified in the filed route is not a CP from a valid TP, raise a SID/STAR DCT limit for that aerodrome and present the message for manual correction by the IFPS staff.
  - Where a CP exists for that aerodrome, it should be inserted.
  - Where no CP exists for that aerodrome, a point that is within the SID/STAR DCT limit should be inserted.

**Note** To be considered valid, a terminal procedure must:

- a) Not have any active TP restrictions (type of flight, aircraft type and equipment) and
- b) Be available in time and level (the minimum level on the first/last route segment is  $\leq$  to the requested flight level) and
- c) Connect to the route and
- d) Belong to the aerodrome.

### ***RPL System Processing***

When an RPL is generated to the IFPS, any terminal procedures indicated in that RPL shall be automatically removed by the system. All RPLs shall be stored without any terminal procedures. When individual RPLs are generated to the IFPS as flight plans, a new profile calculation shall be performed by the IFPS, with relevant terminal procedures being automatically inserted as required by the relevant States.

## 81.1 General Procedures for SID/STAR

Where a message submitted to the IFPS for processing contains errors in the arrival or departure phase, the message shall fail automatic processing and pass for manual treatment by the IFPS staff.

Where a message containing errors in the arrival or departure phase is presented to the IFPS staff for manual treatment, the IFPS staff shall always verify that the aerodrome of departure and/or aerodrome of destination are correct and do not contain a semantics error.

**Example** The departure aerodrome is submitted as LFBP instead of LFPB.

Should published terminal procedures exist for the concerned aerodrome, the Standard Correction Procedure, SCP1, shall be applied. Either the last point of the SID/first point of the STAR or a connecting point shall be proposed as a solution.

In the event that the only error contained in the terminal procedure is the sequence number, the IFPS staff shall change that number to the sequence number held by the NM. No coordination with the message originator shall be made for this action.

## 81.2 Exceptional Procedures for SID/STAR

The Airspace Data Management Section (**DT**) may have created artificial SID/STAR designators for some aerodromes; these contain values for SID between 50-89 and for STAR between 10-49. The IFPS shall not output these designators.

Where no published terminal procedures exist for the concerned aerodrome, and the departure aerodrome and the first point/last point and destination aerodrome may be connected by an airway without changing the trajectory and within the direct (**DCT**) limit for that aerodrome, the IFPS staff may make the correction without the need of coordination with the message originator or aircraft operator.

Where no published terminal procedures exist for the concerned aerodrome and the necessary correction requires a change of trajectory, the Standard Correction Procedure SCP1 [see Section 27.] shall be applied.

**INTENTIONALLY LEFT BLANK**



## 82. POINTS

### (2) *Requirements*

The IFPS requires that all flight plans or associated messages submitted to the IFPS for processing shall contain details of the route intended to be flown by that flight.

Where a route is made up of more than a direct (DCT) route between the departure and destination aerodromes, that route shall give details of any relevant significant geographical points.

Where a flight intends to fly on an airway, the route given in the flight plan shall indicate the point at which the flight intends to join that airway and the point at which the flight intends to leave that airway.

Any flight intending to enter or leave the European RVSM airspace from or to non-RVSM airspace within the vertical limits of the RVSM airspace is required to indicate in the route of the flight plan or any associated messages the RVSM entry/exit point plus the planned speed and level at that point.

### (3) *Message Format*

The IFPS shall accept an indication of location as a named navigation beacon, a set of geographical coordinates, or as a bearing and range from a named navigation beacon.

Those navigation beacons in the route field of flight plans or associated messages submitted to the IFPS for processing that have a published ICAO designator shall be accepted by the IFPS.

Significant points (waypoints and navigation aids) shall be given as named points with a minimum of 2 and a maximum of 5 letters indicating the name of that point.

**Examples** LN  
MAY  
HADDY

A position may be expressed as a bearing and range from a significant point, where 3 digits for the bearing and 3 digits for the distance shall immediately follow the significant point name from the navigation aid. The correct number of digits shall be made up, where necessary, by the insertion of zeros.

#### **Examples**

LN180040 indicates a point 180° magnetic at a distance of 40 nautical miles from 'LN'

DUB090050 indicates a point 90° magnetic at a distance of 50 nautical miles from 'DUB'

Geographical co-ordinates shall consist of either 2 degrees latitude followed by 3 degrees longitude, or 2 degrees and 2 minutes latitude followed by 3 degrees and 2 minutes longitude or by 2 degrees, 2 minutes and 2 seconds latitude followed by 3 degrees, 2 minutes and 2 seconds longitude.

**Examples** 46N078W  
4620N05805W  
462013N0580503W

**Note** The IFPS will automatically accept those coordinates where one digit is missing, and will add a 0 (zero) to the front of the incomplete coordinate, provided that the first digit present is not a 0 (zero).

**Examples**

4N40W and 04N40W	accepted as 04N040W
4N04W and 04N04W	rejected
400N4000W and 0400N4000W	accepted as 0400N04000W
400N0400W and 0400N0400W	rejected

(4)

**System Processing**

Where a navigation aid name is given in the route of a message submitted to the IFPS for processing, the IFPS shall confirm that the name given is correct and unambiguous. In the event that the IFPS cannot clearly identify a navigation aid, that message shall fail automatic processing and be passed for manual treatment by the IFPS staff.

Where a navigation aid is indicated as being a part of an airway or a terminal procedure in a message submitted to the IFPS for processing, the IFPS shall verify that the navigation aid is a part of that airway or terminal procedure. Where a navigation aid inside the IFPZ cannot be identified by the IFPS, the IFPS shall fail the automatic processing of that message and pass it for manual treatment by the IFPS staff.

**Note** Where geographical coordinates are given in a route, the IFPS shall check those coordinates against the coordinates of the known navigation aids held in the NM CACD, and subsequently carry out the processing described above.

Given the large number of named navigation aids, occasionally there may be several points in different states with the same name. When this situation is identified, the NM Environment creates homonyms in order that the IFPS is able to unambiguously identify those points when they are given in the routes of messages submitted to the IFPS for processing.

Where a navigation aid is preceded or followed by another navigation aid without the indication of either DCT or an airway, the IFPS shall check if an available airway exists between those two points. The IFPS shall use an algorithm to determine if the airway shall be inserted automatically between those two points.

Where the IFPS cannot determine an airway between two navigation aids, the message shall fail automatic processing and be passed for manual correction by the IFPS staff.

**82.1 General Procedure for Non Recognised Points**

Where a message containing errors in the navigation aid names is presented to the IFPS staff for manual treatment, the IFPS staff shall only amend those names without prior co-ordination with the message originator where a correction may be positively and unambiguously identified.

**82.2 RPL General Procedures**

Where an RPL containing errors in the navigation aid names is presented to the RPL team for manual treatment, the RPL team shall make the necessary corrections where it may be positively and unambiguously identified, and the aircraft operator shall be informed of such corrections. In the RPL system the plot route shall be used to determine the correction which may require the removal of a homonym outside the IFPZ from the original route. The correction in RPL shall not include IFPSTOP or IFPSTART.

In all other cases the correction shall be co-ordinated with the aircraft operator by the RPL team.

## 83. AIRWAYS

### (2) *Requirements*

The IFPS requires that all flight plans or associated messages submitted to the IFPS for processing shall contain details of the route intended to be flown by that flight.

The minimum possible for the route is a direct (**DCT**) route between the departure and destination aerodromes; the availability of that direct route, and any other routes mentioned shall be verified by the IFPS.

Where a flight intends to fly on a route, whether a named airway, or a direct routing, the route given in the flight plan or any associated messages shall indicate the points at which the flight intends to join and leave that route.

**Note** Where a flight intends to fly only on a DCT route between the departure and the destination aerodrome, the IFPS may accept this route as the only route entry. The IFPS shall verify the DCT against any cross border or maximum DCT limit requirements (both en-route and aerodrome) issued by the relevant National Authorities.

The relevant National Authorities may decide a maximum DCT length, in nautical miles, that shall be allowed within a specified airspace. Additionally a state may declare specific DCT portions as forbidden or allowed, regardless of the DCT limit of the airspace. Details for DCT limits can be found in Appendix 4 of the RAD document. The allowed maximum DCT length may be defined per airspace slice and type of flight.

The relevant National Authorities may declare the crossing of an international boundary on a DCT routing to be forbidden or allowed.

The designator T for truncated route shall not be accepted by the IFPS.

The route information shall be used in the profile calculation for that flight. The IFPS shall not check the cruising levels against the flight level series defined for the flown segment except for the entry and exit requirements of the EUR RVSM airspace.

A check shall be executed for the use of DCT between two points, therefore it is recommended to use DCT only where a connection to a point is not possible via an ATS route or a SID/STAR.

### (3) *Message Format*

The route designator in the route shall be preceded by a point followed by a space, and shall consist of a combination of between two and seven characters indicating the coded designator assigned to that route, or DCT, followed by a space and the next point.

**Example** ELB UA1 SPR UA24 NIK

### (4) *System Processing*

The IFPS shall check the route details in any message submitted to the IFPS for processing, and where a route designator is found, the IFPS shall confirm that the given designator matches that one given in the NM CACDAs being the correct route between the given points. Where no such match is found, the IFPS shall pass those messages for manual processing by the IFPS staff.

Should the route start with a route rather than a point, the IFPS shall use an algorithm to determine which point to extract as the first point of the route for the profile calculation. This point shall then be used for terminal procedure checking.

Should the route end with a route rather than a point, the IFPS shall use an algorithm to determine which point to extract as the last point of the route for the profile calculation. This point shall then be used for terminal procedure checking.

The IFPS shall verify that the given point preceding the ATS route and the given point following the ATS route are part of that ATS route.

---

## IFPS USERS MANUAL

---

Where an airway is preceded or followed by another airway without the indication of a point at the intersection of those airways, the IFPS shall check if an available point exists between those two airways. The IFPS shall use an algorithm to determine if the point shall be inserted automatically between those two airways.

Where the IFPS cannot determine a unique intersection between two airways, the message shall fail automatic processing and be passed for manual correction by the IFPS staff.

Where a DCT route is filed between two points, the IFPS shall confirm whether there is an available airway between those two points. Where such is found, the IFPS shall automatically replace the DCT with the available airway.

Where the airway between the two points is not available, the message shall fail automatic processing and be passed for manual correction by the IFPS staff.

Where no unavailable route is found between those two points, the availability of the filed DCT route shall be confirmed against the unavailable DCT routes provided by the national authorities and against the maximum allowed DCT length for that airspace. Should the DCT route fail either of these checks, the message shall fail automatic processing and be passed for manual correction by the IFPS staff.

Where a DCT route is filed across an international boundary, the IFPS shall confirm whether or not the relevant states permit the use of cross-border DCT routes. Should the DCT route fail this check, the message shall fail automatic processing and be passed for manual correction by the IFPS staff.

The IFPS shall calculate the profile of the flight and check the availability of the requested route in respect to time, level and any other restriction detailed in the RAD document.

The IFPS shall drop any repetitive ATS routes and output the route in a simplified form.

### Example

Submitted to the IFPS: LATEK UN871 OBUTO UN871 GONUP UN871 TOU UN871 GIPNO

Output by the IFPS: LATEK UN871 GIPNO.

## 83.1 General Procedures for Airways

In all cases, Standard Correction Procedure (**SCP1**) shall be applied for errors in relation to routes. Only where a correction can be positively identified that shall not change the trajectory of the flight shall that correction be made without prior co-ordination with the message originator.

Exceptions are not envisaged under normal conditions, however, FMPs and ATSUs occasionally authorise the use of non-standard routes. These one-off authorised exceptions shall be noted in the log book and briefed to the staff by the IFPS Supervisor. Any additional information or list of authorised flights shall be held at the IFPS Supervisor position. A RMK/ in Item 18 indicating the prior authorisation will facilitate the identification of these cases during the treatment of the flight plan.

Where the approval is given for specific cases over a period of time, the relevant operational instruction containing the list of those cases having received prior authorisation shall be updated.

Hereafter are listed the exceptions to the Standard Correction Procedure:

## 83.2 Test Flights

<b>Error message ref.</b>	<u>Various errors possible.</u>
<b>Explanation:</b>	Non standard routeings for test flights which require co-ordination with the concerned FMP.
<b>Instruction:</b>	Where a flight plan with a non-standard route includes a RMK/ in Item 18 clearly indicating that the route has prior co-ordination and approval from an approving authority such as an FMP/ATSU, the IFPS staff shall <b>ignore</b> errors for that portion of the route which has received prior approval. Details of such actions shall be logged by the IFPS duty Supervisor.  In the case that errors raised for the coordinated route cannot be ignored, the IFPS staff shall apply SCP1.

## 83.3 RPL General Procedures

Where minor changes to trajectory are required, the RPL team shall correct and the aircraft operator shall be informed of that change. Should a major change be required, the RPL team should either reject that RPL or coordinate an appropriate correction to the route with the AO.

## 83.4 Conditional Route Categories

In the NM CACD all routes are defined in categories. The following categories have been created: **CDR0**, **CDR1**, **CDR2**, **CDR3**, and **CDRN**.

### Category 0 Route (CDR0)

- An internal NM route category-naming convention indicating a normal ATS route, always available.

The route can be visualised through the representation of a graph, wherein the flight level series are indicated with a yellow line. The correct flight level series shall be taken into consideration whenever the IFPS staff is making a manual correction.

### Category 1 Conditional Route (CDR1)

- This CDR route may be available for flight planning during times published in the relevant National AIP. The AUP/UUP(s) shall notify closures of CDR1 routes.

### Category 2 Conditional Route (CDR2)

- This CDR route **may not** be available for flight planning. Flights **may only** be planned on a CDR2 in accordance with conditions published daily in the AUP/UUP(s).

### Category 3 Conditional Route (CDR3)

- This CDR route **shall not** be available for flight planning at all. Flights shall not be planned on these routes but ATC may issue tactical clearances on such route segments.

### Category N (CDRN)

- An internal NM route category naming convention indicating that no flight levels are available in a defined direction within a defined level band.

The CHMI Map Legend contains two further categories:

### Category MIXED CDR

- This indicates a route for which, inside its vertical limits, there is more than one CDR availability. On the map these are displayed as a magenta interrupted line.

**Category UNDEFINED**

- This indicates a route which is not defined H24 7/7. When the route is undefined it means that it does not exist. CHMI offers the possibility to display a route at a time it is undefined. This CHMI feature has to be enabled (Preferences>MAP application>General>Show CDR U). On the map these are displayed as a violet line.

**83.5 Mandatory DCT Route co-located with a Closed Airway**

Where a flight plan message contains a DCT which is on the same trajectory as an airway (Point A DCT Point B and there is an airway between A and B\*), then the IFPS shall automatically replace the DCT with the airway designator and include that designator in the flight plan message output.

However, if that airway is closed, then the IFPS will raise an error indicating the closure.

If the route segment is restricted by a mandatory DCT RAD unit, then the IFPS shall raise RAD errors. For this reason, mandatory DCTs should not normally be implemented in the RAD on the same trajectory as an existing airway portion.

<b>Explanation:</b>	Mandatory DCT implemented in the RAD on the same trajectory as an existing airway portion.
<b>Instruction:</b>	<p>The IFPS staff shall check the RAD document (open complete document to ensure that the search incorporates all annexes).</p> <p>If the DCT is published as available in RAD document but is on the same trajectory as a closed airway, the IFPS staff shall not ignore the error but shall apply SCP1. If contact is possible with the message originator via telephone or via the transmit function, the IFPS staff shall explain that the route cannot be accepted on the same trajectory as a closed airway and the problem will be reported via internal operational incident report.</p> <p>If the DCT is published as available in the RAD document but is raising another RAD error, the IFPS staff shall ignore the RAD error. The flight plan message will contain the route designator rather than the DCT in the output.</p> <p>The IFPS staff shall then raise an Ops Incident in Remedy CCMS.</p>

## 84. ITEM 16: A) DESTINATION AERODROME B) TOTAL ESTIMATED ELAPSED TIME C) ALTERNATE AERODROME(S)

### (1) *General*

The IFPS shall calculate a four-dimensional profile for every flight that is submitted for processing, and shall check that profile against the NM CACD. The profile calculation shall end at the destination aerodrome, or where that is unknown, at the last point given in the route. In order to achieve this, the ICAO four-letter aerodrome codes and their geographical locations have been included in the NM CACD.

### (2) *Requirements*

The IFPS shall process those IFR/GAT flight plans and associated messages or parts thereof intending to operate wholly or in part within the IFPZ.

In order to help determine whether a flight operates wholly or in part within the IFPZ, the IFPS shall identify the geographical location of the destination aerodrome, where that aerodrome of destination is given as a known ICAO code.

Where no ICAO designator exists for the aerodrome or point of destination, that aerodrome or point shall be given as ZZZZ with corresponding details, where known, in the sub-field DEST.

The total Estimated Elapsed Time (**EET**) given shall be considered by the IFPS to be the total time calculated for that flight from departure to the point at which that flight lands at the aerodrome or point of destination.

Where an alternate destination aerodrome is given, that aerodrome shall be given as a known ICAO code, otherwise ZZZZ shall be used.

Where ZZZZ is used, the corresponding details shall be given in the sub-field ALTN.

It shall be possible to indicate more than one sub-field ALTN.

### (3) *Message Format*

A flight plan or associated message shall indicate the destination aerodrome using the ICAO four-letter designator, where that designator is known. Where the destination aerodrome does not have an ICAO four-letter designator, or the destination of that flight is a specified location, or the ICAO four-letter designator for that aerodrome is not known, ZZZZ shall be used.

Where ZZZZ is used for the destination or alternate aerodrome, the corresponding details of that aerodrome or point shall be indicated in the sub-field DEST and or ALTN.

Those messages submitted to the IFPS for processing that contain ZZZZ for the destination aerodrome without the corresponding details in the sub-field DEST shall fail automatic processing and be passed for manual treatment by the IFPS staff.

The total EET given in the message shall be expressed in hours and minutes (HHMM).

**Examples**      KJFK0721 KEWR  
                     ZZZZ0214                      (with corresponding details in the sub-field DEST)  
                     EKCH0233 ZZZZ EKBI              (with corresponding details in the sub-field ALTN)

After the total EET, the IFPS shall accept from zero to a maximum of two alternate aerodrome(s). It shall not be possible to remove an alternate aerodrome by sending a modification message (CHG) or a new flight plan. It shall be possible to update the alternate aerodrome(s) by sending a modification message (CHG) or a new flight plan.

In order to remove an alternate aerodrome, the message originator shall cancel and refile the flight plan.

---

## IFPS USERS MANUAL

---

**Examples of filed item 16:**  
-EDDM0100  
-EDDM0100 EDDF EDDT  
-EDDM0230 EDDF

Neither EDDT nor EDDF can be removed. Any subsequent modification message (CHG) for a change of Item 16 in order to update the stored flight plan will overwrite the previous alternate aerodrome(s).

(4)

### *System Processing*

The IFPS shall check Item 16 in all submitted messages. The system shall first check to identify any known ICAO aerodrome codes or ZZZZ that shall be present; where such identification cannot be made, that message shall fail automatic processing and be passed for manual treatment by the IFPS staff.

Where ZZZZ is found for the destination aerodrome, the IFPS shall check for the sub-field DEST giving the name of the destination. Should no sub-field DEST information be given when ZZZZ is used for the destination aerodrome, the message shall fail automatic processing and shall be presented for manual treatment by the IFPS staff.

Where ZZZZ is used for the destination aerodrome and a known aerodrome of destination is used in the sub-field DEST the IFPS system shall replace ZZZZ by the known DEST.

Where the sub-field DEST is a unique geographical co-ordinate, that information will be inserted at the end of the route field.

Where ZZZZ is found for the alternate aerodrome, the IFPS shall check for the sub-field ALTN giving the name of the alternate destination aerodrome. Should no sub-field ALTN information be given when ZZZZ is used for the alternate aerodrome, the message shall fail automatic processing and shall be presented for manual treatment by the IFPS staff.

Where ZZZZ is used for the alternate aerodrome and a known alternate aerodrome is used in the sub-field ALTN the IFPS system shall replace ZZZZ by the known ALTN.

**Note** The IFPS shall not distribute any flight plans or associated messages to the alternate or en-route alternate aerodromes given in the flight plan. It shall remain the responsibility of the message originator to ensure the distribution of the flight plan and all subsequent associated messages to the alternate or en-route alternate aerodromes.

It is possible for the message originator to use the Re-addressing function to ensure message distribution to any alternate aerodromes.

Following the destination and alternate aerodrome checks, the IFPS shall check the time given for the total EET, against the profile calculation made by the IFPS. Should there be a discrepancy of more than 40%, 120% or 200% (depending on the length of that flight) between the given and calculated total EETs, that message shall fail automatic processing and be passed for manual treatment by the IFPS staff. **This check is not performed for those flights with a flight type given as 'X'.**

**Note** Where the Ignore function is used against a total EET error to manually force a message through processing, the total EET of that message calculated by the IFPS shall be used to calculate the flight profile.

### *RPL System Processing*

Where a maximum of two alternate aerodromes have been indicated in the line 4 sub-field ALTN, the RPL system shall check to identify any known ICAO aerodrome code or codes. Upon generation of that RPL into the IFPS where such is found, that information shall be copied to Item 16c of the flight plan.

Where more than two or an unknown alternate destination aerodrome have been indicated on line 4 sub-field ALTN, upon generation of that RPL into the IFPS, the entire details of the sub-field ALTN shall be output in Item 18: Other Information, with ZZZZ indicated as the alternate aerodrome of that flight plan.



## 85. ITEM 18: OTHER INFORMATION

### (2) *Requirements*

The IFPS shall process flight plans and associated messages that may contain information as relevant for an IFR/GAT flight or part thereof operating within the IFPZ.

The IFPS system shall check all those sub-field indicators detailed in System Processing. Designators not listed below shall not be checked and shall be output by IFPS as filed, at the end of Item 18.

### (3) *Message Format*

The total number of characters that may be used is restricted by the maximum number of 2100 characters allowed for the total flight plan message, including the header, or 1800 characters of pure text. Certain sub-fields are restricted in the number of characters in that sub-field. The relative details are given in the relevant section of this document.

### (4) *System Processing*

The following elements shall be recognised by the IFPS as sub-field indicators and shall be processed by the IFPS:

- 0
- STS/
- PBN/
- EUR/
- NAV/
- COM/
- DAT/
- SUR/
- DEP/
- DEST/
- DOF/
- REG/
- EET/
- SEL/
- TYP/
- CODE/
- RVR/
- DLE/
- OPR/
- ORGN/
- PER/
- ALTN/
- RALT/
- TALT/
- RIF/
- RMK/
- STAYINFO/
- RFP/

If duplicates are found in the sub-fields indicators STS/, NAV/, COM, DAT/, SUR/, EET/, TYP/, DLE/, ALTN/, RALT/, TALT/, RMK/,RIF/, their contents shall be concatenated within a unique occurrence of the sub-field indicator but with a space inserted between the two data streams.

#### Example

Input to IFPS: -18/STS/STATE STS/ATFMX

Output from IFPS: -18/STS/STATE ATFMX

---

**IFPS USERS MANUAL**

---

However if duplicates of the following sub-field indicators are found, the message shall fail automatic processing and be presented to an IFPS staff for manual treatment.

DEP/, DEST, DOF/, OPR/, RVR/, SEL, REG/, PBN/, CODE/, ORGN/, PER/, RFP/.

The following recognised ICAO indicators shall be cross-referenced by the system to other Items in the flight plan message:

STS/ (to Number of Aircraft)  
STS/ (to Equipment)  
STS/ (to Route)  
TYP/ (to Aircraft Type)  
COM/ (to Equipment)  
DAT/ (to Equipment)  
NAV/ (to Equipment)  
DEP/ (to Departure Aerodrome)  
DEST/ (to Destination Aerodrome)  
ALTN/ (to Alternate Aerodrome)  
PBN/ (to Equipment)  
DLE/ (to Route)

For messages distributed by the IFPS the following sub-field indicators may be inserted by the IFPS after processing of the message:

-ORGN/  
-IFP/  
-AWR/  
-SRC/  
-DOF/

The IFPS shall output the Item 18 sub-fields indicators in the following order:

0, STS, PBN, NAV, COM, DAT SUR, DEP, DEST, DOF, REG, SEL, TYP, CODE, RVR, IFP, DLE OPR, ORGN, PER, ALTN, RALT, TALT, SRC, RIF, RMK, STAYINFO, RFP, AWR

It shall be possible to remove any Item 18 sub-field indicator (except EUR/PROTECTED) by sending a modification message (CHG). The modification message (CHG) shall contain all the previous Item 18 sub-fields except the sub-field which is intended to be removed.

### ***RPL System Processing***

The following recognised ICAO indicators shall be cross-referenced by the system with other Items in the RPL:

STS/ with EQPT field  
STS/ with line 3 Route details  
ALTN/ with line 2 DEST field  
COM/ with EQPT field  
DAT/ with EQPT field  
NAV/ with EQPT field

Where an aircraft type is given as ZZZZ, the RPL system shall cross-check that information against the contents of the indicator in the TYP/ sub-field.

Any EET/ indicator values present shall not be cross-checked against the total estimated flying time of that RPL.

The following indicators are not used in RPL:

DOF/  
RFP/  
CODE/  
STAYINFO/

## 86. ESTIMATED ELAPSED TIME (EET)

### (2) *Requirements*

The IFPS shall check the syntax and semantics of any Estimated Elapsed Time (EET) given in a flight plan or associated message.

The IFPS shall not check conformance with any published EET requirements of National Authorities. This information shall be found in the relevant National AIP, ENR section.

The IFPS shall accept an EET value from 0000 to a maximum of 2359.

The IFPS shall accept multiple EETs with the same FIR/POINT identifier and/or same time.

The IFPS shall store and output duplicate EETs.

The IFPS shall output EETs in chronological order, and shall respect the input order for the sequences of multiple EETs with identical estimate times.

### (3) *Message Format*

The EETs given in the sub-field EET, shall indicate the significant point, FIR boundary designators or geographical co-ordinates, immediately followed by the EET over those points.

**Example**      EET/NTM0120 LOVV0210 56N010E0306 011E0309 57N0321

Where the EET point is a geographical co-ordinate, the IFPS shall accept several formats. The geographical co-ordinate shall be expressed in 2 digits latitude and 3 digits longitude, or 4 digits latitude and 5 digits longitude. The EET point however, may also be expressed as only 2 digits latitude, or only 3 digits longitude.

### (4) *System Processing*

The IFPS shall check any sub-field EET entries in messages submitted to the IFPS for processing. Where such entries are found, the IFPS shall check for compliance with the required format, and pass those messages for manual processing by the IFPS staff where the required format is not followed.

The IFPS shall use the values given in EET entries for calculating the flight profile when such are found to be within an acceptable window compared with the EET calculated by IFPS.

It shall be possible for a message originator to remove the EET indicators from the sub-field EET by sending a modification message (CHG). The modification message (CHG) shall contain all the previous Item 18 sub-fields except the EET sub-field.

**INTENTIONALLY LEFT BLANK**

## 87. RE-CLEARANCE IN FLIGHT (RIF)

### (2) *Requirements*

The sub-field **RIF** shall be used to indicate the route details to the revised destination aerodrome followed by the ICAO four-letter code for that revised destination aerodrome. The revised route shall be subject to re-clearance in flight.

### (3) *Message Format*

The sub-field shall be denoted with the letters RIF followed by a '/', then the route details, in free text, to the revised destination aerodrome, followed by the ICAO four-letter location indicator of that aerodrome.

**Example**        RIF/DTA KLAX  
                    RIF/LEMD

### (4) *System Processing*

The IFPS shall check any sub-field RIF, entries in messages submitted to the IFPS for processing.

Where multiple entries are found, the content of the multiple entries shall be concatenated by IFPS into a single sub-field with a space in between the original data streams.

It shall be possible for a message originator to remove the RIF details from the sub-field RIF, by sending a modification message (CHG). The modification message (CHG) shall contain all the previous Item 18 sub-fields except the RIF sub-field.

**INTENTIONALLY LEFT BLANK**

## 88. AIRCRAFT REGISTRATION (REG)

### (2) *Requirements*

The IFPS shall accept the sub-field **REG** to indicate the registration markings of the aircraft, whenever necessary and if different from the aircraft identification.

Where possible, the aircraft registration should be submitted to the IFPS, and where an aircraft change is made for that flight, the registration should be updated accordingly.

For operators of RVSM-approved aircraft, it is mandatory to insert the aircraft registration in Item 18 of the ICAO flight plan form.

**Note** Insertion of the aircraft registration does not apply to repetitive flight plan (RPL) submissions.

### (3) *Message Format*

The sub-field shall be denoted with the letters REG followed by a '/', then the registration details of the aircraft(s), if different from the aircraft identification, with a maximum of 50 characters. Where the message concerns a formation flight, the registrations of the aircraft may be specified under one unique REG/ sub-field and separated by a space

### (4) *System Processing*

The IFPS shall check any sub-field REG entries in messages submitted to the IFPS for processing.

Where such entries are found, the IFPS shall check for compliance with the required format, and pass those messages for manual processing where the required format is not followed.

Where multiple entries are found, the IFPS shall fail that message from automatic processing as duplicates are not permitted in this sub-field.

It shall be possible for a message originator to remove the aircraft registration details from the sub-field REG by sending a modification message (CHG). The modification message (CHG) shall contain all the previous Item 18 sub-fields except the REG sub-field.

### (4) *RPL System Processing*

Where more than one REG indicator is found, only the associated text of the last replicate shall be retained by the RPL system for output to the IFPS.

**INTENTIONALLY LEFT BLANK**



## 89. SELCAL (SEL)

### (2) *Requirements*

The sub-field **SEL** shall be used to indicate the SELCAL code of the aircraft to which the flight plan relates.

A maximum of one SELCAL code for each flight plan shall be accepted by the IFPS.

### (3) *Message Format*

The sub-field shall be denoted with the letters SEL followed by a '/', then the SELCAL code details of the aircraft, in 4 letters; the IFPS system shall not accept numeric.

**Example** SEL/ADBF

### (4) *System Processing*

The IFPS shall check any sub-field SEL entries in messages submitted to the IFPS for processing.

Where one entry is found, the IFPS shall check for compliance with the required format, and pass those messages for manual processing by the IFPS staff where the required format is not followed.

Where multiple entries are found the IFPS shall fail that message from automatic processing as duplicates are not permitted in this sub-field.

It shall be possible for a message originator to remove the SEL details from the sub-field SEL by sending a modification message (CHG). The modification message (CHG) shall contain all the previous Item 18 sub-fields except the SEL sub-field.

**INTENTIONALLY LEFT BLANK**

## 90. AIRCRAFT OPERATOR (OPR)

### (2) *Requirements*

The sub-field **OPR** shall be used to indicate the aircraft operator of the aircraft to which that flight plan relates if different from the aircraft identification in Item 7.

A maximum of one OPR code for each flight plan shall be accepted by the IFPS.

### (3) *Message Format*

The sub-field shall be denoted with the letters OPR followed by a '/', then the details of the aircraft operator in free alphanumeric text.

**Example**   OPR/BRITISH AIRWAYS  
              OPR/BAW

### (4) *System Processing*

The IFPS shall check any sub-field OPR entries in messages submitted to the IFPS for processing.

Where multiple entries are found, the IFPS shall fail that message from automatic processing as duplicates are not permitted in this sub-field.

Where such an entry is found, the IFPS shall check for recognised aircraft operators and, where such is found, the IFPS shall then check for any specified requirements of that aircraft operator to receive copies of ORMs.

It shall be possible for a message originator to remove the OPR details from the sub-field OPR by sending a modification message (CHG). The modification message (CHG) shall contain all the previous Item 18 sub-fields except the RMK sub-field.

**INTENTIONALLY LEFT BLANK**

## 91. STATUS (STS)

### (2) Requirements

The sub-field status **STS** may be used in a flight plan or associated message by those aircraft operators requiring special handling by ATS for that flight.

The following STS shall be accepted by IFPS:

STS/ALTRV	For a flight operated in accordance with an altitude reservation.
STS/ATFMX	For a flight approved for exemption from ATFM slot allocation.
STS/FFR	For a Fire-fighting flight.
STS/FLTCK	For a Flight check for calibration of nav aids.
STS/HAZMAT	For a flight carrying hazardous material.
STS/HEAD	For a flight with HEAD of STATE status.
STS/HOSP	For a medical flight declared by medical authorities.
STS/HUM	For a flight operating on a humanitarian mission.
STS/MARSA	For a flight for which a military entity assumes responsibility for separation of military aircraft.
STS/MEDEVAC	For a life critical medical emergency evacuation.
STS/NONRVSM	For a non-RVSM capable flight intending to operate in RVSM airspace.
STS/SAR	For a flight engaged in a search and rescue mission.
STS/STATE	For a flight engaged in military, customs or police services.

Other reasons for special handling by ATS shall be denoted under the designator RMK/.

### RPL Requirements

The RPL system shall accept all STS indicators listed above.

### (3) Message Format

The sub-field shall be indicated with the letters STS followed by a '/', followed by one the above status.

The IFPS shall accept multiple STS indicators. Where multiple STS indicators are necessary it shall be specified under one STS/ header and separated by a space.

**Example** STS/STATE ATFMX

### (4) System Processing

The IFPS shall check any STS indicator in a flight plan or associated message submitted to the IFPS for processing.

Where such entries are found, the IFPS shall check for compliance with the required format, and pass those messages for manual processing by the IFPS staff where the required format is not followed.

Where multiple entries are found, the content of the entries shall concatenated by IFPS into a single sub-field with a space in between the original data streams.

In the event that the indicator is a prescribed designator, the IFPS shall confirm that the associated conditions, where appropriate are correct.

**Example** STS/NONRVSM must be a State flight.

The NM system may use some STS indicators for granting exemption from flow regulations (see SECTION 52 SPECIAL STATUS FLIGHTS).

It shall be possible for a message originator to remove the STS details from the sub-field STS by sending a modification message (CHG). The modification message (CHG) shall contain the complete Item 18 information minus:

- The STS descriptor(s) that is intended to be removed or
- The STS indicator in case the intention is to removed all STS descriptors from the stored FPL.

## 92. AIRCRAFT TYPE (TYP)

### (2) *Requirements*

The IFPS shall accept the approved ICAO designators for aircraft types in a flight plan or associated message. Where an aircraft does not have such a designator, or the aircraft type is not known, the message originator shall insert 'ZZZZ' in the flight plan or associated message. The message originator shall also then include the sub-field **TYP** that shall contain details of the aircraft type, preceded by the number of aircraft, as necessary.

### (3) *Message Format*

The sub-field shall be denoted by the letters TYP followed by a '/', then free text detailing the aircraft type(s) and number of aircraft if necessary with a maximum of 60 characters. Special characters such as ! or @ are not permitted.

**Note** The IFPS shall accept an indicator of the number of aircraft where the aircraft type is indicated as unknown. The IFPS shall also accept an indicator of the number of aircraft, sub-field TYP where the aircraft type is indicated as unknown.

### (4) *System Processing*

Where ZZZZ is indicated as the aircraft type and the details are included in the sub-field TYP in a flight plan or associated message submitted to the IFPS for processing, the IFPS shall accept that information.

Where a flight plan or associated message is submitted to the IFPS for processing containing a ZZZZ indicator and a known aircraft type indicator in the sub-field TYP, the IFPS shall accept that information. However, under these conditions, the IFPS shall automatically replace the ZZZZ with the known aircraft type designator indicated in the sub-field TYP.

For those flight plans or associated messages submitted to the IFPS for processing that require indicating a formation flight where there is more than one type or there is an unknown aircraft type designator, the aircraft type shall be given as ZZZZ, with the aircraft type details indicated in the sub-field TYP.

#### **Example**

- Item 9: 02ZZZZ/Mitem 18: TYP/UNKNOWN or TYP/02 UNKNOWN
- Item 9: 03ZZZZ/Mitem 18: TYP/2F16 1C135

Where multiple entries are found, the content of the entries shall be concatenated by IFPS into a single sub-field with a space between the original data streams.

Where an aircraft type is indicated, the IFPS shall not accept a sub-field TYP to be included for that flight.

Where an aircraft type is indicated as ZZZZ in a flight plan or associated message, the IFPS shall not accept that message without the sub-field TYP details for that flight.

It shall be possible for a message originator to remove the sub-field TYP indicator by sending a modification message (CHG); however the message must also contain the new details of the aircraft type (Item 9) and shall also contain all the previous Item 18 sub-fields except the TYP sub-field.

**INTENTIONALLY LEFT BLANK**



## 93. AIRCRAFT PERFORMANCE (PER)

### (2) *Requirements*

The sub-field **PER** shall be used to indicate one aircraft performance data whenever that information is necessary (if required by an ATS authority). The specifications can be found in the *Procedures for Air Navigation Services – Aircraft Operations (PANS-OPS, Doc 8168), Volume I – Flight Procedures*.

### (3) *Message Format*

The sub-field shall be denoted with the letters PER followed by a '/', then one letter. The letter may be: A, B, C, D, E or H.

### (4) *System Processing*

The IFPS shall check any sub-field PER, entries in messages submitted to the IFPS for processing.

Where one entry is found, the IFPS shall check for compliance with the required format, and pass those messages for manual treatment where the required format is not followed.

Where multiple entries are found, the IFPS shall fail that message from automatic processing as duplicates are not permitted in this sub-field.

It shall be possible for a message originator to remove the aircraft performance information from the sub-field PER by sending a modification message (CHG). The modification message (CHG) shall contain all the previous Item 18 sub-fields except the PER sub-field.

**INTENTIONALLY LEFT BLANK**

## 94. COMMUNICATIONS EQUIPMENT (COM)

### (2) *Requirements*

The sub-field **COM** shall be used to indicate communications applications or capabilities not specified in Item 10a data. Where the sub-field COM is used in a message submitted to the IFPS for processing, the associated Item 10a should include a 'Z' to indicate that other applications or capabilities are carried.

**Example**           Item 18: Other Information: COM/INOPERABLE  
                          Item 10: Equipment: Z

Only those flights where an aircraft is not equipped with 8.33 kHz capable radios but that are EXEMPTED from the carriage requirements shall use the sub-field COM/EXM833 indicator.

**Note** The rules for acquiring the necessary permissions to use COM/EXM833 may be found in the appropriate section of the national Aeronautical Information Publication (**AIP**).

### (3) *Message Format*

The sub-field shall be denoted with the letters COM followed by a '/', and free text to a maximum of 50 alphanumeric characters

### (4) *System Processing*

The IFPS shall check any sub-field COM entries in messages submitted to the IFPS for processing. Where such entries are found, the IFPS shall check for compliance with the required format, and pass those messages for manual processing by the IFPS staff where the required format is not followed.

Where multiple entries are found, the content of the entries shall be concatenated by IFPS into a single sub-field with a space in between the original data streams.

#### **Example**

Input to IFPS:           COM/EXM833 COM/INOPERABLE

Output by IFPS:        COM/EXM833 INOPERABLE

It shall be possible for a message originator to remove the sub-field COM details by sending a modification message (CHG), however, the modification message (CHG) must also remove the Z from the Equipment indicators unless DAT and/or NAV is present in Item 18 and that modification shall also contain all the previous Item 18 sub-fields except the COM sub-field.

Should the equipment indicators contain Z but the sub-field COM be missing, the IFPS shall invalidate that message and pass it for manual processing by the IFPS staff unless NAV and/or DAT is present in Item 18.

**INTENTIONALLY LEFT BLANK**

## 95. DATA LINK CAPABILITY (DAT)

### (2) *Requirements*

The sub-field **DAT** shall be used to indicate data applications or capabilities, not specified in Item 10a. Where the sub-field DAT is used in a message submitted to the IFPS for processing, the associated Item 10a should include a 'Z' to indicate that other applications or capabilities are carried.

One of the applications of that field is to indicate Controller Pilot Data Link Communications (CPDLC) exemption for flights conducted wholly or partly in the EUR CPDLC airspace and not equipped with CPDLC capabilities.

**Example**           Item 18: Other Information: DAT/CPDLCX  
                          Item 10: Equipment: Z

### (3) *Message Format*

The sub-field shall be denoted with the letters DAT followed by a '/', and free text to a maximum of 50 characters.

### (4) *System Processing*

The IFPS shall check any sub-field DAT entries in messages submitted to the IFPS for processing.

Where multiple entries are found, the content of the entries shall be concatenated by IFPS into a single sub-field with a space in between the original data streams.

It shall be possible for a message originator to remove the sub-field DAT indicator by sending a modification message (CHG), however, the message must also remove the Z from the Equipment indicators unless COM and/or NAV is present in Item 18.

Should the Equipment indicators contain Z but the sub-field DAT be missing, the IFPS shall invalidate that message and pass it for manual processing by the IFPS staff unless NAV and/or COM is present in item 18 and that modification shall also contain all the previous Item 18 sub-fields except the DAT sub-field.

**INTENTIONALLY LEFT BLANK**

## 96. NAVIGATION EQUIPMENT (NAV)

### (2) *Requirements*

The sub-field **NAV** shall be used to indicate significant data related to the navigation equipment of that aircraft, other than specified in PBN/. It shall also be used to indicate the GNSS augmentation, with a space between two or more methods of augmentation, e.g. NAV/GBAS SBAS. Where the sub-field NAV is used in a message submitted to the IFPS for processing, the associated Item 10a should include a 'Z' to indicate that other equipment/capability is carried.

### (3) *Message Format*

The sub-field shall be denoted with the letters NAV followed by a '/', and free text up to a maximum of 50 alphanumeric characters.

**Example**           Item 18: NAV/RNAV NAV/INOPERABLE  
                  Item 10: Z

### (4) *System Processing*

The IFPS shall check any sub-field NAV entries in messages submitted to the IFPS for processing. Where such entries are found, the IFPS shall check for compliance with the required format, and pass those messages for manual processing by the IFPS staff where the required format is not followed.

Where multiple entries are found, the content of the entries shall be concatenated by IFPS into a single sub-field with a space in between the original data streams.

#### Example

Input to IFPS:           NAV/GBAS NAV/SBAS  
Output by IFPS:        NAV/GBAS SBAS

It shall be possible for a message originator to remove the sub-field NAV details by sending a modification message (CHG), however, the message must also remove the Z from the Equipment indicators unless DAT and/or COM is present in item 18.

Should the Equipment indicators contain Z but the sub-field NAV be missing, the IFPS shall invalidate that message and pass it for manual processing by the IFPS staff unless COM and/or DAT is present in Item 18 and that modification shall also contain all the previous Item 18 sub-fields except the DAT sub-field.

**INTENTIONALLY LEFT BLANK**



## 97. DEPARTURE AERODROME (DEP)

### (2) *Requirements*

The IFPS shall accept approved ICAO aerodrome designators in Item 13: Departure Aerodrome of a flight plan or associated message. Where an aerodrome does not have such a designator, or the designator is not known, the message originator shall insert 'ZZZZ' in Item 13 and include the sub-field **DEP** in Item 18. The sub-field DEP shall indicate the name and location of the departure aerodrome. The location can be indicated either as bearing and distance from a significant point or as latitude and longitude.

**Example**

Item 13:	ZZZZ
Item 18:	DEP/MALAHIDE DUB110015 or DEP/MALAHIDE 5327N00608W or DEP/BAGSO or DEP/5327N00608W

### (3) *Message Format*

The sub-field shall be denoted by the letters DEP followed by a '/', then free text to a maximum of 50 alphanumeric characters detailing the name and location of the departure aerodrome.

### (4) *System Processing*

Where ZZZZ is indicated as the departure aerodrome and details are included in the sub-field DEP in a flight plan or associated message submitted to the IFPS for processing, the IFPS shall accept that information.

Where a flight plan or associated message is submitted to the IFPS for processing containing a ZZZZ indicator as the departure aerodrome and a known ICAO aerodrome designator in the sub-field DEP, the IFPS shall accept that information. However, under these conditions, the IFPS shall automatically replace the ZZZZ with the known ICAO aerodrome designator indicated in the sub-field DEP.

Where a flight plan or associated message is submitted to the IFPS for processing contains a ZZZZ indicator as the departure aerodrome and an aerodrome location is provided in a correct and readable format, that information shall be used for the profile calculation.

Where multiple entries are found, the IFPS shall fail that message from automatic processing as duplicates are not permitted in this sub-field.

Where a departure aerodrome is indicated as ZZZZ in a flight plan or associated message, the IFPS shall not accept that message without the sub-field DEP details for that flight.

Where a known aerodrome designator is indicated as the departure aerodrome, and the sub-field DEP is present in Item 18, the IFPS shall disregard the information given in the sub-field.

It shall be possible for a message originator to remove the sub-field DEP details by sending a modification message (CHG), however that message must also add a valid departure aerodrome in Item 13 and shall also contain all the previous Item 18 sub-fields except the DEP sub-field.

**INTENTIONALLY LEFT BLANK**

## 98. DESTINATION AERODROME (DEST)

### (2) Requirements

The IFPS shall accept approved ICAO aerodrome designators in Item 16: Destination Aerodrome of a flight plan or associated message. Where an aerodrome does not have such a designator, or the designator is not known, the message originator shall insert 'ZZZZ' in Item 16 and include the sub-field **DEST** in Item 18. The sub-field DEST shall indicate the name and location of the destination aerodrome.

The location can be indicated either as bearing and distance from a significant point or as latitude and longitude.

<b>Example</b>	Item 13:	ZZZZ
	Item 18:	DEST/MALAHIDE DUB110015 or DEST/MALAHIDE 5327N00608W or DEST/BAGSO or DEST/5327N00608W

### (3) Message Format

The sub-field shall be denoted by the letters DEST followed by a '/', and then free text to a maximum of 50 characters detailing the name and location of the destination aerodrome.

### (4) System Processing

Where ZZZZ is indicated as the destination aerodrome and details are included in the sub-field DEST in a flight plan or associated message submitted to the IFPS for processing, the IFPS shall accept that information.

Where a flight plan or associated message is submitted to the IFPS for processing containing a ZZZZ indicator as the destination aerodrome and a known ICAO aerodrome designator in the sub-field DEST, the IFPS shall accept that information. However, under these conditions, the IFPS shall automatically replace the ZZZZ with the known ICAO aerodrome designator indicated in the sub-field DEST.

Where multiple entries are found, the IFPS shall fail that message from automatic processing as duplicates are not permitted in this sub-field.

Where a destination aerodrome is indicated as ZZZZ in a flight plan or associated message, the IFPS shall not accept that message without the sub-field DEST, giving details for that flight.

Where a known aerodrome designator is indicated as the destination aerodrome, and the sub-field DEST is present in Item 18, the IFPS shall disregard the information given in the sub-field.

It shall be possible for a message originator to remove the sub-field DEST details by sending a modification message (CHG), however that message must also add a valid destination aerodrome in Item 16 and shall also contain all the previous Item 18 sub-fields except the DEST sub-field.

**INTENTIONALLY LEFT BLANK**

## 99. ALTERNATE DESTINATION AERODROME (ALTN)

### (2) Requirements

The IFPS shall accept approved ICAO aerodrome designators in Item 16: Alternate Aerodrome, of a flight plan or associated message. Where an aerodrome does not have such a designator, or the designator is not known, the message originator shall insert 'ZZZZ' in Item 16c and include the sub-field **ALTN** in Item 18. The sub-field ALTN shall indicate the name(s) and location(s) of the alternate aerodrome(s) of that flight.

<b>Examples</b>	Item 16:	EDDT0135 ZZZZ
	Item 18:	ALTN/TGL200008 or ALTN/5233N01318E or ALTN/BEELITZ 5240N1157E

### RPL Requirements

The RPL system shall accept ALTN designators on line 4 sub-field ALTN. The message originator shall include in sub-field ALTN the details of the alternate aerodrome of that flight. That aerodrome shall be given as a known ICAO code or where the aerodrome or point of alternate destination has no ICAO four-letter designator, the full name of that aerodrome or point shall be indicated.

### (3) Message Format

The sub-field shall be denoted by the letters ALTN followed by a '/' and then free text to a maximum of 100 alphanumeric characters detailing the name(s) and location(s) of the alternate aerodrome(s).

### RPL Message Format

The sub-field shall be denoted by the letters ALTN followed by a '/' and then free text to a maximum of 50 characters detailing the alternate destination aerodrome.

<b>Example</b>	ALTN/EGLL
	ALTN/<free text>

### (4) System Processing

Where ZZZZ is indicated as an alternate aerodrome and the alternate aerodrome details are included in the sub-field ALTN in a flight plan or associated message submitted to the IFPS for processing, the IFPS shall accept that information.

Where a flight plan or associated message is submitted to the IFPS for processing containing a ZZZZ indicator as the alternate aerodrome and a known ICAO aerodrome designator in the sub-field ALTN, the IFPS shall accept that information. However, under these conditions, the IFPS shall automatically replace the ZZZZ with the known ICAO aerodrome designator indicated in the sub-field ALTN.

Where multiple entries are found, the content of the entries shall be concatenated by IFPS into a single sub-field with a space in between the original data streams.

Where an alternate aerodrome is indicated as ZZZZ in a flight plan or associated message, the IFPS shall not accept that message without the sub-field ALTN details for that flight.

It shall be possible for a message originator to remove the ALTN sub-field by sending a modification message (CHG), however, the message shall also remove (**see Note**) any 'ZZZZ' from Item 16c and shall also contain all the previous Item 18 sub-fields except the ALTN sub-field.

---

**IFPS USERS MANUAL**

---

**Note**

To remove the ZZZZ indication, the modification message shall contain an alternate aerodrome different than ZZZZ. See section 85 and example below:

**Example:**

(FPL-ABC123-IS  
-RJ1H/M-SDE3FIRWY/H  
-EBBR1320  
-N0401F310 CIV UN872 KOVIN UM728 RESMI UN857 DIRMO UZ365 GUERE UN860  
VEGOB UN859 NARAK  
-LFBO0131 **ZZZZ**  
-PBN/B3B4B5 DOF/130909 REG/ODWJ EET/LFFF0011 RVR/150 IFP/MODESASP  
OPR/BEL ORGN/EBBRSABU **ALTN/5611N01000E** RMK/AGCS EQUIPPED TCAS  
EQUIPPED ID SN3669 RTE 01 SEQ10003)

(CHG-ABC123-EBBR1320-LFBO-0-16/LFBO0131 **LFBD**-18/PBN/B3B4B5 DOF/130909  
REG/ODWJ EET/LFFF0011 RVR/150 IFP/MODESASP OPR/BEL ORGN/EBBRSABU  
RMK/AGCS EQUIPPED TCAS EQUIPPED ID SN3669 RTE 01 SEQ10003)

**Flight Plan amended:**

(FPL-ABC123-IS  
-RJ1H/M-SDE3FIRWY/H  
-EBBR1320  
-N0401F310 CIV UN872 KOVIN UM728 RESMI UN857 DIRMO UZ365 GUERE UN860  
VEGOB UN859 NARAK  
-LFBO0131 **LFBD**  
-PBN/B3B4B5 DOF/130909 REG/ODWJ EET/LFFF0011 RVR/150 IFP/MODESASP  
OPR/BEL ORGN/EBBRSABU RMK/AGCS EQUIPPED TCAS EQUIPPED ID SN3669 RTE  
01 SEQ10003)

**RPL System Processing**

Where an ALTN has been indicated on the line 4 sub-field ALTN, the RPL system shall accept that information.

If a maximum of 2 known alternate aerodromes has been indicated in sub-field ALTN, these will be copied in the output to the IFPS in Item 16: Alternate Aerodromes.

Where more than two or an unknown alternate destination aerodrome have been indicated on line 4 sub-field ALTN, upon generation of that RPL into the IFPS, the entire details of the sub-field ALTN shall be output in Item 18: Other Information, with ZZZZ indicated as the alternate aerodrome of that flight plan.

## 100. EN-ROUTE ALTERNATE AERODROME (RALT)

### (2) *Requirements*

Where a flight is required to indicate en-route alternate(s), that information shall be indicated in the sub-field **RALT**. It can be indicated either by the ICAO four letter location indicator(s) of the aerodrome(s) when it exits, or by the name(s) if no indicator is allocated. For aerodromes not listed in the relevant Aeronautical Information Publication (AIP), the location shall also be indicated (whenever possible) in latitude and longitude or in bearing and distance from the nearest significant point.

### (3) *Message Format*

The sub-field shall be denoted by the letters RALT followed by a '/', then free text to a maximum of 100 alphanumeric characters detailing the en-route alternate aerodrome(s).

**Examples**

RALT/EBAW	EBLG
RALT/EBBR	
RALT/TGL200008	
RALT//BEELITZ	5240N1157E
RALT/5240N1157E	

### (4) *System Processing*

The IFPS shall accept the sub-field RALT indicator when it is present in a message submitted to the IFPS for processing.

Where multiple entries are found, the content of the entries shall be concatenated by IFPS into a single sub-field with a space in between the original data streams.

#### **Example**

Input to IFPS: RALT/BIKF RALT/LFPG  
Output by IFPS: RALT/BIKF LFPG

It shall be possible for a message originator to remove the RALT indicator from a message by sending a modification message (CHG). The modification message (CHG) shall contain all the previous Item 18 sub-fields except the RALT sub-field.

**INTENTIONALLY LEFT BLANK**



## 101. REMARKS (RMK)

### (2) *Requirements*

The sub-field **RMK** shall be used to indicate any plain language remarks required by the appropriate ATS authority or deemed necessary by the pilot-in-command for the provision of air traffic services.

The character '/' shall not be used in the RMK sub-field other than following the RMK. Also the character '.' shall not be used in the free text of the sub-field RMK as it may happen that the IFPS disregards all information after the '/' and/or '.' and valid information for that flight might get lost or that the IFPS reads that information as Item 19 elements.

### (3) *Message Format*

The sub-field shall be denoted with the three letters RMK followed by a '/' and then free text. The RMK sub-field shall have no limit to the number of characters other than the maximum number of characters possible for the entire message (2100).

**Example**            RMK/DIP CLEARANCE 410 23 5486

### (4) *System Processing*

The IFPS shall check any sub-field RMK entries in messages submitted to the IFPS for processing.

Where such entries are found, the IFPS shall not check the contents of that sub-field, other than:

- Special characters such as: ' ( ) ^ % \$ # / - @ which are not allowed.
- IFPSRA which triggers a specific processing by the IFPS (see relevant section).

Where multiple entries are found, the content of the entries shall be concatenated by IFPS into a single sub-field with a space in between the original data streams.

#### Example

Input to IFPS:            RMK/DIP CLEARANCE NUMBER 410 23 5486 RMK/NO  
OVERFLIGHT CLEARANCE FOR SWITZERLAND

Output by IFPS:         RMK/DIP CLEARANCE NUMBER 41023 5486 NO OVERFLIGHT  
CLEARANCE FOR SWITZERLAND

It shall be possible to remove a sub-field RMK indicator by sending a modification message (CHG). The modification message (CHG) shall contain all the previous Item 18 sub-fields except the RMK sub-field.

**INTENTIONALLY LEFT BLANK**

## 102. DATE OF FLIGHT (DOF)

### (2) *Requirements*

The sub-field **DOF** shall be used to indicate the date of flight of that flight. The IFPS shall accept a date of flight for any flight; it is recommended to include the date of flight in all flight plans and associated messages submitted to the IFPS for processing.

A date of flight shall be included in all messages where the estimated off-blocks time is more than 24 hours in advance, but not more than 120 hours (5 days) in advance the time at that message is processed by the IFPS.

The IFPS shall not accept any flight plan filed more than 120 hours (5 days) in advance the time at the time that message is processed by the IFPS.

The IFPS shall not accept a message submitted for processing that has a date of flight for a time in the future that does not yet have AIRAC data available via the NM CACD.

### (3) *Message Format*

The sub-field shall be denoted with the letters DOF followed by a '/', then six numbers in the format YYMMDD, where YY indicates the year, MM indicates the month, and DD indicates the day.

**Example**      **DOF/130503** = **13** Year 2013, **05** Month (May), **03** Day 3 of the month.

### (4) *System Processing*

The IFPS shall check any sub-field DOF entries in all messages submitted to the IFPS for processing.

Where multiple entries are found, the IFPS shall fail that message from automatic processing as duplicates are not permitted in this sub-field.

Where no sub-field DOF is included in a message submitted to the IFPS for processing, then the IFPS shall assume that the message is for a flight to take place within the next 24 hours.

The IFPS shall accept a flight plan with no DOF indication in Item 18 and an EOBT up to a maximum of 30 minutes in the past (when compared to current system time at the time of processing) as being a flight for that same day.

The IFPS shall check Item 18: Other Information of a flight plan or associated message for a sequence of the letters D, O and F, regardless of other characters between those letters. Where those letters are found, then the IFPS shall fail the automatic processing of that message and pass that message for manual processing by the IFPS staff. Where such a message is presented for manual processing, the IFPS staff shall confirm the correct date of flight for that message, if necessary, through coordination with the message originator.

The IFPS shall accept the sub-field DOF in associated messages (CHG, DLA, ARR, CNL, and DEP) and shall use it for association purposes.

The IFPS shall invalidate a message submitted for processing with a date of flight outside of the validity period of available AIRAC data in the NM CACD.

The IFPS shall invalidate a message submitted for processing with a date of flight for which no AIRAC data is available via the NM CACD. This will avoid processing a message for the next AIRAC when the relevant data is not yet loaded.

The IFPS shall add a comment 'AIRAC DATA NOT AVAILABLE. MESSAGE QUEUED FOR LATER PROCESSING' in the associated manual message if the new error 'AIRAC\_NOT\_AVAILABLE' is generated and the error 'EOBDT\_OUT\_OF\_RANGE' is not reported.

## 102.1 Internal AD/DT Procedure in case of an AIRAC Data Failure

The test tape is systematically saved and in the case of a final tape not being available, the test tape will be loaded and used as operational AIRAC data for the following AIRAC. The decision to load the test tape shall be taken as soon as possible.

## 103. REPLACEMENT FLIGHT PLAN (RFP)

### (2) *Requirements*

The sub-field **RFP** shall be used to indicate where an alternative routing is filed in a new flight plan during the pre-flight stage (within four hours of estimated off-blocks time).

### (3) *Message Format*

The sub-field shall be denoted with the letters RFP followed by a '/', followed by Q and a number from 1 to 9 to indicate the sequence of that route.

The message originator shall follow the following procedure to ensure correct processing:

- a) The original flight plan is cancelled by submitting a cancellation using the DD priority indicator when filing via the AFTN.
- b) The replacement flight plan shall be filed upon receipt of an ACK message for that cancellation message. The replacement flight plan shall contain the aircraft identification; the departure aerodrome; the destination aerodrome; the date of flight (recommended), and the complete new route in Item 15, and in Item 18, the indication RFP/Q <number>.

**Note** Where more than one replacement flight plan is submitted, the procedure as explained in a) and b) shall be followed again.

**Example** 1st replacement flight plan - Item 18: Other Information – RFP/Q1  
2nd replacement flight plan - Item 18: Other Information - RFP/Q2

### (4) *System Processing*

The IFPS shall check any sub-field RFP entries in messages submitted to the IFPS for processing. Where such entries are found, the IFPS shall check for compliance with the required format, and shall fail those messages from automatic processing where the required format is not followed and also because duplicates are not permitted in this sub-field.

It shall only be possible to use the numbers 1 up to and including 9 to indicate the latest RFP, if a number is entered that exceeds one character or the number 0, the message shall fail automatic processing and shall be invalidated and sent for manual processing by the IFPS staff.

**INTENTIONALLY LEFT BLANK**

## 104. CODE

### (2) *Requirements*

The sub-field CODE shall be used to indicate the unique 24-bit aircraft address of the airframe for this aircraft.

Flights planning to use CPDLC over the aeronautical telecommunication network (ATN) shall include in Item 18 of the flight plan the indicator CODE/ followed by the 24-bit aircraft address (expressed in the form of alphanumerical code of six hexadecimal characters).

### (3) *Message Format*

The sub-field shall be denoted with the letters CODE followed by a '/', followed by 6 alphanumeric ranging from 0 to 9 and/or from A to F.

### (4) *System Processing*

The IFPS shall check that the sub-field CODE contains 6 alphanumeric ranging from 0 to 9 and/or from A to F where A=10 ,.....,F=15.

The IFPS shall check any sub-field CODE entries in messages submitted to the IFPS for processing. Where multiple entries are found, the IFPS shall fail that message from automatic processing as duplicates are not permitted in this sub-field.

When the sub-field CODE is present in a message submitted to the IFPS for processing which does not contain 6 alphanumeric in the correct format, and the IFPS does not hold a CODE value from a previously-processed associated message, then the sub-field CODE shall automatically be deleted from that message.

The warning message:

COMMENT: INVALID AIRCRAFT ADDRESS (CODE) HAS NOT BEEN STORED

shall be included in the ACK message.

Whenever the sub-field CODE is present in a message submitted to the IFPS for processing that does not contain 6 alphanumeric in the correct format, and the IFPS does hold a CODE value from a previously-processed associated message, then the sub-field CODE and its contents shall be automatically removed from that message and from the previously-processed associated message.

The following warning message:

COMMENT: INVALID AIRCRAFT ADDRESS (CODE) HAS NOT BEEN STORED  
PREVIOUS AIRCRAFT ADDRESS HAS BEEN REMOVED

shall be included in the ACK message

**INTENTIONALLY LEFT BLANK**



## 105. STAYINFO

### (2) *Requirements*

The sub-field STAYINFO, followed by the appropriate sequence number, may be used to provide information on those STAY indicators detailed in the route.

The sequence number of the sub-field STAYINFO shall correspond to the sequence number of the STAY indicator detailed in the route.

### (3) *Message Format*

The sub-field shall be denoted with the letters STAYINFO followed by a sequence number ranging from 1 to 9 as appropriate, then '/', followed by free text.

### (4) *System Processing*

The IFPS shall not perform a crosscheck between any sub-field STAYINFO indicators and any STAY indicators in the route.

The IFPS shall check that the sub-field STAYINFO has a sequence number ranging from 1 to 9 attached to it. Where such a sequence number is not found, that message fail automatic processing and be passed for manual treatment by the IFPS staff.

**INTENTIONALLY LEFT BLANK**

## 106. EUR/PROTECTED

### (2) *Requirements*

Only those flights for which the details should only be available to a restricted audience (e.g. a security sensitive flight) shall use the EUR/PROTECTED indicator.

Those flights using EUR/PROTECTED shall not automatically qualify for exemption from flow regulations.

### (3) *Message Format*

The sub-field shall be denoted with the letters **EUR** followed by a '/', followed by PROTECTED.

### (4) *System Processing*

Those messages that are syntactically and semantically correct shall be processed by the IFPS system and transmitted to the ETFMS system, but shall not automatically qualify for exemption from relevant flow regulations unless one or more of the following STS indicators is present:

FFR, MEDEVAC, ATFMX, SAR, HEAD.

The EUR/PROTECTED indicator shall not appear in either the Operational Reply Messages or the distributed flight plan. It shall however be retained by the IFPS internal systems, in order to ensure protection of the archiving and log files.

It shall not be possible to remove the EUR/PROTECTED from the flight plan held by the IFPS by sending a modification message (CHG). To remove the EUR/PROTECTED it will be necessary to cancel the flight plan and re-file that flight plan without the EUR/PROTECTED indicator.

Request Flight Plan (RQP) messages relating to flight plans held by the IFPS that contain EUR/PROTECTED shall be presented for manual processing. The IFPS staff may only transmit a copy of that flight plan to the originator of the RQP when the flight plan originator has given authorisation, or where the requesting address is determined to be affected by the trajectory of that flight.

**Note** Normally only those ATS Unit(s) directly affected by the trajectory of the flight shall be authorised to receive the required information.

**INTENTIONALLY LEFT BLANK**

## 107. PBN (Performance Based Navigation)

### (2) Requirements

Whenever a flight plan contains the equipment 'R' (PBN approved) in the Item 10a, the Performance Based Navigation (PBN) and/or the Required Navigation Performance (RNP) levels that can be met shall be specified in the Item 18 following the indicator **PBN**.

As the navigation levels that can be met are dependent on the aircraft equipment, the IFPS shall cross-check the content of the PBN sub-field with the navigation and approach aid equipment present in Item 10 as follows:

If any of the indicators B1, B2, C1, C2, D1, D2, O1 or O2 are filed, then a 'G' must be present in Field 10a.

If any of the indicators B1, B3, C1, C3, D1, D3, O1 or O3 are filed, then a 'D' must be present in Field 10a.

If either of the indicators B1 or B4 is filed, then either an 'O' or 'S' must be present and a 'D' must also be present in Field 10a.

If any of the indicators B1, B5, C1, C4, D1, D4, O1 or O4 are filed, then an 'I' must be present in Field 10a.

If any of the indicators C1, C4, D1, D4, O1 or O4 are filed, then a 'D' must be present in Field 10a.

### (3) Message Format

The sub-field shall be denoted by the letters PBN followed by a '/', then from one to eight of the following descriptors:

RNAV specifications:

A1	RNAV 10 (RNP 10)
B1	RNAV 5 all permitted sensors
B2	RNAV 5 GNSS
B3	RNAV 5 DME/DME
B4	RNAV 5 VOR/DME
B5	RNAV 5 INS or IRS
B6	RANV 5 LORANC
C1	RNAV 2 all permitted sensors
C2	RNAV 2 GNSS
C3	RNAV 2 DME/DME
C4	RNAV2 DME/DME/IRU
D1	RNAV 1 all permitted sensors
D2	RNAV 1 GNSS
D3	RNAV 1 DME/DME
D4	RNAV 1 DME/DME/IRU

RNP specifications:

L1	RNP4
O1	Basic RNP 1 all permitted sensors
O2	Basic RNP 1 GNSS
O3	Basic RNP 1 DME/DME
O4	Basic RNP 1 DME/DME/IRU
S1	RNP APCH
S2	RNP APCH with BARO-VNAV

- T1 RNP AR APCH with RF
- T2 RNP AR APCH without RF

(4)

#### *System Processing*

The IFPS shall accept the sub-field PBN indicator when it is present in a message submitted to the IFPS for processing.

Where multiple entries are found, and/or the content does not comply syntactically or semantically with the prescribed format, the IFPS shall fail that message from automatic processing.

Where a PBN descriptor is found, and the corresponding required equipment is not present in the Item 10a, the IFPS shall fail that message from automatic processing.

It shall be possible for a message originator to remove the sub-field PBN by sending a modification message (CHG). However the modification message (CHG) shall also remove the letter R from Item 10a. The modification message (CHG) shall contain all the previous Item 18 sub-fields except the PBN sub-field.

## 108. Surveillance (SUR)

### (2) *Requirements*

The sub-field **SUR** shall be used to indicate surveillance applications or capabilities not specified in the Item 10b.

### (3) *Message Format*

The sub-field shall be denoted by the letters SUR followed by a '/' and then free text to a maximum of 50 alphanumeric characters.

### (4) *System Processing*

The IFPS shall check any sub-field SUR entries when it is present in a message submitted to the IFPS for processing. Whenever the message format does not comply with the prescribed format, that message shall fail automatic processing and be presented to an IFPS staff for manual treatment.

Where multiple entries are found, the content of the entries shall be concatenated by IFPS into a single sub-field with a space in between the original data streams.

It shall be possible for a message originator to remove the SUR indicator by sending a modification message (CHG). The modification message (CHG) shall contain all the previous Item 18 sub-fields except the SUR sub-field.

**INTENTIONALLY LEFT BLANK**



## 109. Take-off Alternate (TALT)

### (2) *Requirements*

It shall be possible to indicate for a flight take-off alternate aerodrome(s). That information shall be indicated in the sub-field **TALT**. It can be indicated either by the ICAO four letter location indicator(s) of the aerodrome(s) when it exists, or by the name(s) if no indicator is allocated. For aerodromes not listed in the relevant Aeronautical Information Publication (AIP), the location shall also be indicated (whenever possible) in latitude and longitude or in bearing and distance from the nearest significant point.

### (3) *Message Format*

The sub-field shall be denoted by the letters TALT followed by a '/', and then free text to a maximum of 100 characters detailing the take-off alternate aerodrome(s).

**Examples**

TALT/EBAW	EBLG
TALT/EBBR	
TALT/TGL200008	
TALT//BEELITZ	5240N1157E
TALT/5240N1157E	

### (4) *System Processing*

The IFPS shall accept the sub-field TALT indicator when it is present in a message submitted to the IFPS for processing.

Where multiple entries are found, the content of the entries shall be concatenated by IFPS into a single sub-field with a space in between the original data streams.

#### **Example**

Input to IFPS: TALT/BIKF TALT/LFPG  
Output by IFPS: TALT/BIKF LFPG

It shall be possible for a message originator to remove the TALT indicator from a message by sending a modification message (CHG). The modification message (CHG) shall contain all the previous Item 18 sub-fields except the TALT sub-field.

**INTENTIONALLY LEFT BLANK**

## 110. EN-ROUTE DELAY or HOLDING (DLE)

### (1) *General*

The en-route delay or holding enables a message originator to indicate for a flight, a planned en-route delay. As that information can be processed by ATS systems, the flight data in those systems becomes more accurate.

The IFPS provides also a similar feature, the en-route stay indicator (see section 50). The en-route stay indicator may be used for submission concerning flights whose flight path remains entirely within IFPZ. The rationale for using the STAY as opposed to the DLE is the following:

- The STAY is implemented within Item 15 where routing/trajjectory related information is extracted.
- The use of Item 15 and STAY provides the ability to indicate a vertical deviation during the course of the activity.
- The use of Item 15 and STAY provides the ability to indicate an area (between two points) where the activity will take place as opposed to a single point.
- The use of Item 15 and STAY provides the possibility to indicate training activity taking place at an aerodrome (by associating the STAY indicator to the IAF), where a training flight may wish to make some practise approaches.
- The use of Item 15 and STAY provides the ability to make a correct indication(s) for circular flights i.e. a flight which may pass overhead the 'DLE/' point more than once.

### (2) *Requirements*

It shall be possible for a flight to indicate an en-route delay or a holding. Whenever along the flight path a delay is planned to occur at significant point the indication of that delay shall be present.

### (3) *Message Format*

The sub-field shall be denoted by the letters DLE followed by a '/', then a significant point or a significant point with bearing and distance or geographical coordinates, followed by an indication of a time period in hours and minutes. If the en-route delay or holding takes place at more than one location, each location shall be separated by a space (see 4<sup>th</sup> example below).

**Examples:** DLE/DUB0040  
 DLE/DUB1800400030  
 DLE/5340N00326E0120  
 DLE/5340N00326E0120            5440N00326E0030

### (4) *System Processing*

The IFPS shall accept the sub-field DLE indicator when it is present in a message submitted to the IFPS for processing

Where multiple entries are found, the content of the entries shall be concatenated by IFPS into a single sub-field with a space in between the original data streams.

A DLE on a point found within Item 15 shall be used by IFPS in the elaboration of the calculated profile by adding the delay to the elapsed time for the route segment immediately following the DLE point.

If the point given in the DLE is found within Item 15 and that point is overflown more than once, then the delay shall be applied to the last occurrence.

If the point given in the DLE cannot be found within Item 15 and the Item 15 route contains one and only one 'unknown' portions (a portion outside the IFPZ, a VFR portion or an OAT portion) then the delay shall be applied to this unknown portion.

A DLE on a significant point shall only be accepted if that point is either explicitly indicated in Item 15 or is implicitly within a route portion identified in Item 15. An error shall be reported when all the following conditions are met:

- The point is not present on the route (including SID/STAR)
- The route is entirely inside IFPZ or the point is a geographical coordinates.
- The route contains no OAT or VFR portions

It shall be possible to remove or modify the sub-field DLE by sending a modification message (CHG).

## 111. ADDITIONAL OUTPUT BY THE IFPS

For messages distributed by the IFPS the following Item 18 indicators may be automatically inserted by the IFPS:

- ORGN [see SECTION 66.].
- IFP [see SECTION 68.].
- AWR [see SECTION 70.].
- SRC [see SECTION 67.].
- DOF (see SECTION 002.).

A detailed description of these indicators is given in the relevant SECTION.

**INTENTIONALLY LEFT BLANK**

## 112. ITEM 19: SUPPLEMENTARY INFORMATION

### (2) *Requirements*

It is required that accurate supplementary flight plan information for a flight shall be available in the event that an ATS Unit should require it. It shall be the responsibility of the aircraft operator to ensure that the supplementary flight plan information is available at all times according to the requirements of the relevant States.

Where supplementary flight plan information for any IFR/GAT flights, or parts thereof, operating within the IFPS, is submitted to the IFPS in a flight plan or associated message, the IFPS shall accept that information and shall store the information in the IFPS database. Where the IFPS has received supplementary flight plan information, the IFPS shall transmit that information in the form of a SPL message upon receipt of an RQS message.

For flight plans submitted via the NOP, Item 19 shall only be transmitted using the Free text editor as the Structured editor does not permit such information to be transmitted.

### *RPL Requirements*

When submitting RPL files to the RPL team, it is required to indicate a location where supplementary information shall be available immediately upon request. It shall be the responsibility of the aircraft operator to ensure that the supplementary flight plan information is available at all times according to the requirements of the relevant States. When this information is given on line 1 of the RPL file, it shall be stored in the RPL database.

### (3) *Message Format*

The supplementary information indicators that are to be used in the flight plan or associated message shall be organised into a string of elements separated by spaces and shall contain some or all parts of the supplementary information indicators. The supplementary information must always be filed after Item 18 elements.

Certain sub-fields are restricted in the number of characters in that sub-field; where this is the case, the details are given in the section relevant to that subject.

### Example

E/0430 P/89 R/UV S/PDM J/LFU D/4 160 C ORANGE A/WHITE WITH GREEN TAIL  
N/EXTRA POLAR SURVIVAL EQUIPMENT CARRIED C/WILKINSON

### *RPL Message Format*

In RPL files the location where supplementary information is available shall be indicated on line 1 of the RPL.

### (4) *System Processing*

Where supplementary information sub-field information is submitted to the IFPS in a flight plan or associated message, that information shall be stored within the IFPS database without transmitting the data in the flight plan output message. The sub-field information held by the IFPS shall be made available upon receipt of an RQS message.

The following elements shall be recognised by the IFPS as supplementary information sub-field indicators and shall be processed by the IFPS:

- E/** total fuel Endurance expressed in hours and minutes.
- P/** total number of Persons on board.
- R/** emergency Radio
- S/** Survival equipment.
- J/** life Jackets.
- D/** Dinghies.
- A/** colour of the Aircraft and significant markings (this may include the registration).

- N/** other survival equipment.  
**C/** pilot in Command.

### *RPL System Processing*

When such information has been given on line 1 of the RPL file, it is stored in the RPL database but shall not appear in the processed version of that flight plan distributed by the IFPS.

## 112.1 General Procedures for errors in Item 19

Should a message submitted to the IFPS for processing fail automatic processing and be passed for manual treatment by the IFPS staff due to errors in any part of Item 19: Supplementary Information; the Standard Correction Procedure (**SCP**) 1 shall not be applied to that message, nor shall that message be subject to the Requirements laid out in the Quality of Submitted Messages. Where the departure aerodrome is outside the IFPZ, and no contact is possible with the message originator, the message shall not be rejected, so the following modifications to those sub-fields causing the errors may be necessary to ensure processing of that message:

- Those sub-fields that contain the letters 'TBN' where such is not accepted shall have those letters removed.  
**Example** E/TBN is corrected to E/
- Those sub-fields containing non-standard characters shall have those characters removed.  
**Example** R/VHF is corrected to R/V



## 113. TOTAL FUEL ENDURANCE: E/

### (2) *Requirements*

The sub-field E shall be used to indicate the total fuel endurance of that flight.

The IFPS shall not check conformance with any fuel endurance requirements published by National Authorities.

### (3) *Message Format*

The sub-field shall be denoted with the letter E followed by a '/' then the time given for the fuel endurance in hours and minutes (HHMM).

**Example**                      E/0246

### (4) *System Processing*

The IFPS shall check any sub-field E entries in messages submitted to the IFPS for processing. Where such entries are found, the IFPS shall check for compliance with the required format, and pass those messages for manual processing where the required format is not followed.

Where the total number of characters in the sub-field exceeds the maximum allowed for the sub-field, the sub-field shall be automatically truncated by the IFPS to the allowed maximum length of 4.

It shall be possible for a message originator to remove the endurance details from a message by sending a modification message (CHG). The message shall contain the complete Item 19 as it was stored in IFPS, including the intended modification, in this case a deletion.

**INTENTIONALLY LEFT BLANK**

## 114. TOTAL NUMBER OF PERSONS ON BOARD: P/

### (2) *Requirements*

The sub-field P shall be used to indicate the total number of persons on board that flight.

The IFPS shall not check conformance with any persons on board indication requirements published by National Authorities.

### (3) *Message Format*

The sub-field shall be denoted with the letter P followed by a '/' and then the number of persons on board that flight expressed in digits to a maximum of three.

**Example**          P/23



### (4) *System Processing*

The IFPS shall check any sub-field P entries in messages submitted to the IFPS for processing. Where such entries are found, the IFPS shall check for compliance with the required format, and pass those messages for manual processing where the required format is not followed.

Where the total number of characters in the sub-field exceeds the maximum allowed for the sub-field, the sub-field shall be automatically truncated by the IFPS to the allowed maximum length of 3 characters.

It shall be possible for a message originator to remove the persons on board details from a message by sending a modification message (CHG). That message shall contain the complete Item 19 as it was stored in IFPS, including the intended modification, in this case a deletion.

**INTENTIONALLY LEFT BLANK**

## 115. EMERGENCY RADIO: R/

### (2) *Requirements*

The sub-field R shall be used to indicate the emergency radio capabilities of that flight.

The IFPS shall not check conformance with any indication of emergency radio capability requirements published by National Authorities.

### (3) *Message Format*

The sub-field shall be denoted with the letter R followed by a '/' then the prescribed indicator or indicators, to a maximum of three, for the emergency radio capabilities of that flight.

The prescribed indicators for the emergency radio capabilities that shall be listed consecutively when more than one, of a flight are:

**U** if frequency 243.0 (UHF) is available.

**V** if frequency 121.5 (VHF) is available.

**E** if emergency location beacon-aircraft ELBA is available.

**Example** R/UVE

### (4) *System Processing*

The IFPS shall check any sub-field R entries in messages submitted to the IFPS for processing. Where such entries are found, the IFPS shall check for compliance with the required format, and pass those messages for manual processing where the required format is not followed.

It shall be possible for a message originator to remove the emergency radio capability details from a message by sending a modification message (CHG). That message shall contain the complete Item 19 as it was stored in IFPS, including the intended modification, in this case a deletion.

**INTENTIONALLY LEFT BLANK**

## 116. SURVIVAL EQUIPMENT: S/

### (2) *Requirements*

The sub-field S shall be used to indicate the survival equipment capabilities of that flight.

The IFPS shall not check conformance with any indication of survival equipment capability requirements published by National Authorities.

### (3) *Message Format*

The sub-field shall be denoted with the letter S followed by a '/' then the prescribed indicator or indicators, to a maximum of four, for the survival equipment capabilities of that flight.

The prescribed indicators for the emergency radio capabilities that shall be listed consecutively when more than one, of a flight are:

**P** if polar survival equipment is carried.

**D** if desert survival equipment is carried.

**M** if maritime survival equipment is carried.

**J** if Jungle survival equipment is carried.

Example        S/PM

### (4) *System Processing*

The IFPS shall check any sub-field S entries in messages submitted to the IFPS for processing. Where such entries are found, the IFPS shall check for compliance with the required format, and pass those messages for manual processing where the required format is not followed.

It shall be possible for a message originator to remove the survival equipment capability details from a message by sending a modification message (CHG). That message shall contain the complete Item 19 as it was stored in IFPS, including the intended modification, in this case a deletion.

**INTENTIONALLY LEFT BLANK**



## 117. LIFE JACKETS: J/

### (2) *Requirements*

The sub-field J shall be used to indicate the life jacket capabilities of that flight.

The IFPS shall not check conformance with any indication of life jacket capability requirements published by National Authorities.

### (3) *Message Format*

The sub-field shall be denoted with the letter J followed by a '/' then by one or more of the following indicators without spaces, to a maximum of four, for the life jacket capabilities of that flight.

The prescribed indicators for the life jacket capabilities that shall be listed consecutively when more than one, of a flight are:

**L** if the life jackets are equipped with lights.

**F** if the life jackets are equipped with fluorescent.

**U** if any life jacket radio is equipped with UHF on frequency 243.0 MHz.

**V** if any life jacket radio is equipped with VHF on frequency 121.5 MHz.

**Example** J/LFV

### (4) *System Processing*

The IFPS shall check any sub-field J entries in messages submitted to the IFPS for processing. Where such entries are found, the IFPS shall check for compliance with the required format, and pass those messages for manual processing where the required format is not followed.

It shall be possible for a message originator to remove the life jacket capability details from a message by sending a modification message (CHG). That modification message (CHG) shall contain the complete Item 19 as it was stored in IFPS, including the intended modification, in this case a deletion.

**INTENTIONALLY LEFT BLANK**

## 118. DINGHIES: D/

### (2) *Requirements*

The sub-field D shall be used to indicate the dinghy capabilities of that flight.

The IFPS shall not check conformance with any indication of life dinghy requirements published by National Authorities.

### (3) *Message Format*

The sub-field shall be denoted with the letter D followed by a '/', then one or more of the following, separated by single spaces:

- 2 Numerics giving the number of dinghies carried.
- 3 Numerics giving the total capacity, in persons carried, of all the dinghies.
- C If dinghies are covered.  
The colour of the dinghies.

**Example** D/3 60 C YELLOW

### (4) *System Processing*

The IFPS shall check any sub-field D entries in messages submitted to the IFPS for processing.

Where the total number of characters in the sub-field exceeds the maximum allowed for the sub-field, the sub-field shall be automatically truncated by the IFPS to the allowed maximum length of 50 characters. Each sub-field of D/ shall be truncated to the number of allowed characters (e.g. 2 characters for the number of dinghies carried).

It shall be possible for a message originator to remove the dinghy capability details from a message by sending a modification message (CHG). That message shall contain the complete Item 19 as it was stored in IFPS, including the intended modification, in this case a deletion.

**INTENTIONALLY LEFT BLANK**

## 119. AIRCRAFT COLOUR AND SIGNIFICANT MARKINGS: A/

### (2) *Requirements*

The sub-field A shall be used to indicate the colour and significant markings of the aircraft making that flight.

The IFPS shall not check conformance with any indication of colour and significant markings of the aircraft requirements published by National Authorities.

### (3) *Message Format*

The sub-field shall be denoted with the letter A followed by a '/', then plain text indicating the colour and any significant markings of the aircraft.

**Example**                      AWHITE WITH BLUE AND RED STRIPE AND GREEN TAIL

### (4) *System Processing*

The IFPS shall check any sub-field A entries in messages submitted to the IFPS for processing.

Where the total number of characters in the sub-field exceeds the maximum allowed for the sub-field, the sub-field shall be automatically truncated by the IFPS to the allowed maximum length of 50 characters.

It shall be possible for a message originator to remove the details of the colour and any significant markings of the aircraft from a message by sending a modification message (CHG). That message shall contain the complete Item 19 as it was stored in IFPS, including the intended modification, in this case a deletion.

**INTENTIONALLY LEFT BLANK**

## 120. OTHER SURVIVAL EQUIPMENT N/

### (2) *Requirements*

The sub-field N shall be used to indicate any other survival equipment carried and any other useful remarks for that flight.

The IFPS shall not check conformance with any other survival equipment carried and any other useful remarks requirements published by National Authorities.

### (3) *Message Format*

The sub-field shall be denoted with the letter N followed by a '/', then plain text indicating any other survival equipment carried and any other useful remarks.

**Example**                      N/EXTRA POLAR SURVIVAL EQPT

### (4) *System Processing*

The IFPS shall check any sub-field N entries in messages submitted to the IFPS for processing.

Where the total number of characters in the sub-field exceeds the maximum allowed for the sub-field, the sub-field shall be automatically truncated by the IFPS to the allowed maximum length of 50 characters.

It shall be possible for a message originator to remove the details of any other survival equipment carried and any other useful remarks from a message by sending a modification message (CHG). That message shall contain the complete Item 19 as it was stored in IFPS, including the intended modification, in this case a deletion.

## 120.1 General Procedures

Where flight plans and associated messages submitted to the IFPS for processing contain errors in the sub-field N, those messages shall not be rejected by the IFPS.

**INTENTIONALLY LEFT BLANK**



## 121. PILOT IN COMMAND: C/

### (2) *Requirements*

The sub-field **C** shall be used to indicate the name of the pilot in command of that flight.

The IFPS shall not check conformance with any other pilot in command requirements published by National Authorities.

### (3) *Message Format*

The sub-field shall be denoted with the letter C followed by a '/', then plain text indicating the name of the pilot in command.

**Example**                      C/WILKINSON

### (4) *System Processing*

The IFPS shall check any sub-field C entries in messages submitted to the IFPS for processing.

Where the total number of characters in the sub-field exceeds the maximum allowed for the sub-field, the sub-field shall be automatically truncated by the IFPS to the allowed maximum length of 50 characters.

It shall be possible for a message originator to remove the details of the pilot in command from a message by sending a modification message (CHG). That message shall contain the complete Item 19 as it was stored in IFPS, including the intended modification, in this case a deletion.

## 121.1 General Procedures

Where flight plans and associated messages submitted to the IFPS for processing contain errors in the sub-field C, those messages shall not be rejected by the IFPS.

**INTENTIONALLY LEFT BLANK**

## 122. MESSAGE TYPES

(2)

### *Requirements*

The IFPS shall accept and process the following message types relating to IFR/GAT flights or parts thereof intending to operate within the IFPS:

- FPL, CHG, DLA, CNL, DEP, ARR, RQP, RQS, FPL with source RPL and AMOD.

After processing these messages, the IFPS shall distribute the following message types:

- FPL, CHG, DLA, CNL, DEP, ARR, ACK, MAN, REJ, SPL.

**Note** SPL messages are only manually created by the IFPS staff, and are not automatically generated by the IFPS.

It is strongly recommended that the Date of Flight (**DOF**) is included in all flight plans and associated messages submitted to the IFPS for processing.

### 122.1 General Procedures

Message matches multiple flight plans.

- Where more than one flight plan exists in the IFPS database with the same callsign, departure aerodrome and destination aerodrome (e.g. the same flight on consecutive days), it is possible that the IFPS will be unable to automatically associate any subsequent messages with the correct flight plan.
- Where such ambiguity exists, the subsequent message shall fail automatic processing and be passed for manual treatment by the IFPS staff.

In order to minimise the possibility of subsequent messages associating with multiple existing flight plans, message originators are strongly recommended to include the EOBT and date of flight in all associated messages submitted to the IFPS for processing.

**INTENTIONALLY LEFT BLANK**

## 123. FLIGHT PLAN (FPL)

### (1) *General*

This section summarises the requirements for flight plan messages (FPL). More details as well as the possible errors raised during IFPS processing and the corresponding procedures may be found in the relevant sections of this manual.

### (2) *Requirements*

All flight plans for IFR/GAT flights or parts thereof intending to operate within the **IFPZ** shall be submitted to the IFPS for processing. Submissions should, as far as possible, be made at least 3 hours prior to the EOBT of that flight.

The IFPS shall not accept flight plans filed more than 120 hours (5 days) prior to the estimated off-block date and time compared to the IFPS processing time.

If a flight plan is filed more than 24 hours in advance of the estimated off-block time of the flight to which it refers, the date of the flight departure shall be inserted in Item 18 of the flight plan.

It shall not be possible to modify certain key fields within a flight plan, as these fields are used for message association purposes.

These non-modifiable key fields are:

- Aircraft Identification.
- Aerodrome of Departure.
- Aerodrome of Destination.
- Estimated Off-Block Date (as a direct modification to the DOF sub-field).

To change any of these items, it shall be necessary to cancel the original flight plan and re-file a new flight plan containing the corrected data. The RFP procedure shall not be used for such changes.

Apart from the above key fields, flight plans may be modified by sending a modification message (CHG) or a delay message (DLA). The IFPS also accepts the modification of a flight plan by submitting another flight plan (with a different route for example) providing that the message originator is the same and that the key fields are identical. The second flight plan shall overwrite the original filed flight plan except for the estimated off-block time (EOBT). Modification of the EOBT shall only be possible by sending a DLA or CHG message.

All flights intended to operate or operating as general air traffic in accordance with instrument flight rules within the airspace defined by the ICAO EUR region shall comply with the Commission Regulation (EC) No 1033/2006 of 4 July 2006 laying down the requirements on procedures for flight plans in the pre-flight phase for the single European sky.

This Regulation lays down the requirements on procedures for flight plans in the pre-flight phase in order to ensure the consistency of flight plans, repetitive flight plans and associated update messages between operators, pilots and air traffic services units through the Integrated Initial Flight Plan Processing System, either in the period preceding the first delivery of air traffic control clearance for flights taking off from within the airspace covered by this Regulation or in the period preceding entry into that airspace for other flights.

This Regulation shall apply to each of the following parties involved in the submission, modification, acceptance and distribution of flight plans:

- Operators and agents acting on their behalf;
- Pilots and agents acting on their behalf;
- Air traffic services units providing services to general air traffic flying in accordance with instrument flight rules.

The means of compliance to this regulation can be found in the Eurocontrol Specification for the Initial Flight Plan.

---

**IFPS USERS MANUAL**

---

Operators of IFR/GAT flights or parts thereof intending to operate within the IFPZ shall be aware and comply with the requirements laid down in the following documents, including this manual:

- ICAO 4444 Air Traffic Management
- ICAO 7030 Regional Supplementary Procedures, EUR region
- Commission Regulation (EC) [No 1033/2006](#)
- Eurocontrol Specification for the Initial Flight Plan

## 124. MODIFICATION (CHG)

### (2) Requirements

Within the parameters specified in ICAO Annex 2, any changes to a previously submitted flight plan for an IFR/GAT flight or part thereof operating within the IFPZ shall be submitted to the IFPS for processing.

It shall not be possible to modify certain key fields within a flight plan, as these fields are used for message association purposes.

These non-modifiable key fields are:

- Aircraft Identification.
- Aerodrome of Departure.
- Aerodrome of Destination.
- Estimated Off-Block Date (**as a direct modification to the DOF sub-field**).

To change any of these items, it shall be necessary to cancel the original flight plan and re-file a flight plan containing the corrected data. The RFP procedure shall not be used for such changes.

Where a change message relates to an RPL, that change message shall not be submitted to the IFPS for processing more than 20 hours in advance of the EOBT of that flight.

### (3) Message Format

All modification messages (CHG) submitted to the IFPS for processing shall contain an opening bracket, the message title, aircraft identification, departure aerodrome and estimated off-block time, arrival aerodrome, a correctly formatted Item 18, Item 22 containing the content of the change and a close bracket.

For the IFPS the preferred option for the Item 18 is the insertion of the DOF as it can be used for association purposes.

Each item submitted in a modification message to update existing data shall be prefixed by a hyphen and the item number for that item. Any number of items may be updated in a single modification message.

In case of update of any Item 18 sub-field via Item 22, the whole Item 18 shall be inserted in the change message including the intended change as the IFPS completely overwrites the previous Item 18 content.

#### Example

Original flight plan held by the IFPS:

```
(FPL-ABC345-IG
-MD90/M-SRGWY/S
-EGLL1200
-N0430F330 BPK M185 CLN UL620 ARTOV UP44 SOMVA UP155 ANDIK UN873 JUIST
UP729 DOSUR P729 TUDLO
-EKCH0130
- PBN/B2 DOF/121126 REG/GBAWC RMK/FERRY FLIGHT )
```

Messages submitted to the IFPS for processing for a change of aircraft type and registration and equipment:

```
(CHG-ABC345-EGLL1200-EKCH-DOF/121126-9/A321/M-10/ SRDGIWY/S-18/ PBN/B1
DOF/121126 REG/GBHTC RMK/FERRY FLIGHT)
```

**Note** 'DOF/121126' represents the correctly formatted Item 18 and the Item 18 from the stored flight plan is completely repeated inside the item 22 and contains the change of aircraft registration and change of PBN.

**Note** When updating certain items of a flight plan, it is necessary to consider any impact on other Items in that flight plan. For example, where an aircraft type and the

---

**IFPS USERS MANUAL**

---

requested cruising flight level are updated, the equipment and PBN of that new aircraft should also be replaced, as should the registration (where filed), and any route amendments resulting from the revised cruising flight level should also be included in a new route description.

**(4) System Processing**

The IFPS shall automatically process those modification messages (CHG) that are syntactically and semantically correct and associate with a single valid flight plan in the IFPS database.

The Estimated Off-Blocks Time (**EOBT**) of an existing flight plan may be updated using a modification message; however, the same constraints that apply to delay messages also apply to those change messages that intend to modify the EOBT. Those constraints are that the IFPS shall not accept:

- A 'negative delay', i.e. a new EOBT which is earlier than the existing EOBT in the flight plan.
- A new EOBT which is more than 20 hours in the future compared to the existing EOBT in the flight plan.
- A new EOBT which is in the past compared to the current IFPS system time at the time the message is processed.

**Note** The existing EOBT in the flight plan is the original EOBT given in the flight plan plus any subsequent updates that have been processed by the IFPS.

**Example**

(CHG-ABC567-EGLL1500-KJFK-DOF/090503-13/EGLL1545)

This shall have the same effect as submitting a delay message:

(DLA-ABC567-EGLL1545-KJFK-DOF/090503)

An ACK message for a CHG containing an EOBT update may hold the following comment:

-COMMENT THE EOBT UPDATE HAS CAUSED AN OVERLAP WITH A FPL WITH SAME ARCID AND OVERLAPPING FLYING PERIOD

The comment is present when the following conditions are met:

- Before the CHG submission, IFPS holds two valid flight plans with the same ARCID and no overlapping flying period between the 2 flight plans.
- A CHG updating the EOBT is sent for the earlier flight.
- The new EOBT contained in the CHG triggers an overlapping flying period with the later flight.

The comment aims at informing the message originator/aircraft operator of the situation resulting from the treatment of the CHG message.

Where a flight plan submitted to the IFPS for processing associates with an existing flight plan, any differences (except for the EOBT, see note below) in the second flight plan shall be considered and treated by the IFPS as changes. The IFPS shall accept that second flight plan and after processing, output any changes to the existing processed flight plan as a modification message (CHG).

**Note** Where a second flight plan is submitted to update an existing flight plan, it is not possible to update the existing EOBT. The EOBT held in the existing processed flight plan shall be retained, regardless of any new EOBT submitted in the second flight plan.

The submission of a second flight plan should not be considered a legitimate means of updating an existing flight plan; the correct procedure to update an existing flight plan held by the IFPS should be through the use of a modification or delay message.



---

**IFPS USERS MANUAL**

---

As both CHG and DLA can be used to modify the EOBT, and both messages shall contain a correctly formatted Item 18, for which IFPS preferred option is that it contains the DOF, the following processing is recommended when the EOBT of the flight plan is delayed across (00:00) midnight UTC:

**Example**

The stored FPL has an EOBT at 2300 with a DOF/120615. A delay occurs to the flight plan and the new planned EOBT is 01:00, therefore on the following day (16<sup>th</sup>): the modification message shall read (including a change of Item 18 to notify the change of DOF):

(CHG-ABC123-LFPG2300-LFBO-**DOF/120615**-13/LFPG0100-18/PBN/B2C2S1  
DOF/120616 REG/FBPCG)

or the DLA:

(DLA-ABC123-LFPG0100-LFBO-**DOF/120615**)

If a further delay is needed, the DOF to be inserted in the CHG or DLA message shall be the one of the last EOBT (where the DOF/ represents the correctly formatted Item 18):

(CHG-ABC123-LFPG0100-LFBO-**DOF/120616**-13/LFPG0130)

(DLA-ABC123-LFPG0130-LFBO-**DOF/120616**)

If a modification message submitted to the IFPS for processing does not contain the estimated off-block time (EOBT) after the aerodrome of departure, the IFPS shall not raise an error, but the EOBT will be automatically inserted in the output by IFPS.

The IFPS shall output field 18 containing only the DOF/ upon successful processing of a modification message (CHG) regardless of the content of Item 18 in the incoming message.

**INTENTIONALLY LEFT BLANK**

## 125. DELAY (DLA)

### (2) Requirements

The IFPS shall accept those delay messages that are not more than 20 hours in advance of the current EOBT held for the flight plan and not less than the current system time at the time the message is processed.

Any delay of more than 15 minutes and less than 20 hours for an IFR/GAT flight or part thereof operating within the IFPZ shall be submitted to the IFPS for processing.

The IFPS shall not accept a delay of more than 20 hours in advance of the current EOBT held for the flight.

The IFPS shall not accept any delay that is a negative time compared to the current system time at the time of processing that delay message by the IFPS.

#### Submission for Flights Issued with ATFCM Slot

For those flights that have been issued with an ATFM Slot, a detailed description of the procedures for submitting a delay message is available in the ATFCM Users Manual.

### (3) Message Format

The delay message shall contain an opening bracket, the message title, departure aerodrome, requested new estimated off-blocks time, destination aerodrome, and a correctly formatted Item 18 and close bracket.

For the IFPS the preferred option for the Item 18 is the insertion of the DOF as it can be used for association purposes.

#### Example

(DLA-ABC567-EGLL1545-KJFK-DOF/090305)

An existing EOBT may also be delayed using a change message.

When a delay to a flight modifies the EOBT and that new EOBT passes across midnight UTC (00:00), it is recommended to use a modification message (CHG) over a DLA.

#### Example

The stored FPL has an EOBT at 2300 with a DOF/120615.

A delay occurs to the flight plan and the new planned EOBT is 01:00, therefore on the following day (16<sup>th</sup>): the modification message (CHG) shall read (including a change of Item 18 to notify the change of DOF):

(CHG-ABC123-LFPG2300-LFBO-DOF/120615-13/LFPG0100-18/PBN/B2C2S1  
DOF/120616 REG/FBPCG)

or a DLA:

(DLA-ABC123-LFPG0100-LFBO-DOF/120615)

If a further delay is needed, the DOF to be inserted in the CHG or DLA message (where the DOF/ represents the correctly formatted Item 18), shall be the one of the last EOBT:

(CHG-ABC123-LFPG0100-LFBO-**DOF/120616**-13/LFPG0130)

(DLA-ABC123-LFPG0130-LFBO-**DOF/120616**)

### (4) System Processing

The IFPS shall automatically process those delay messages that are syntactically and semantically correct and associate with a single valid flight plan in the IFPS database.

On receipt of a delay message that is not earlier than system time at the time that message is processed by the IFPS, and not more than 20 hours in advance of the current EOBT of the flight, the IFPS shall re-calculate the profile of that flight based on the revised EOBT. The

## IFPS USERS MANUAL

IFPS shall automatically reject any delay message that does not respect these time parameters.

When re-calculating the flight profile using the revised EOBT, the IFPS shall apply the route and airspace availability checks relevant to that flight. Where any unavailable items are found, that message shall fail automatic processing and be passed for manual processing by the IFPS staff. This may also be a result of delay messages that take the flight into a new AIRAC or a new conditional route availability period.

Where the EOBT of a flight is to be changed to an earlier time, the existing flight plan shall be cancelled, and a new flight plan containing the revised EOBT shall be submitted to the IFPS for processing (see ATFCM Users Manual).

Where the processing of a delay message must be forced by the IFPS staff, appropriate IFP indicators shall be attached to that message.

The IFPS shall output Item 18 containing only the DOF/ upon successful processing of a DLA message regardless of the content of Item 18 in the incoming message.

An ACK message for a DLA may contain the following comment:

**-COMMENT THE EOBT UPDATE HAS CAUSED AN OVERLAP WITH A FPL WITH SAME ARCID AND OVERLAPPING FLYING PERIOD**

The comment is present when the following conditions are met:

- Before the DLA submission, IFPS holds two valid flight plans with the same ARCID and no overlapping flying period between the 2 flight plans.
- A DLA is sent to update the EOBT of the earlier flight.
- The new EOBT contained in the delay triggers an overlapping flying period with the later flight.

The comment aims at informing the message originator/aircraft operator of the situation resulting from the treatment of the DLA message.

### 125.1 General Procedure for DLA Message Raises Route Availability or RAD Problems

<b>Error message ref.</b>	Various possible errors
<b>Explanation:</b>	A delay message may push a previously correct flight plan into periods of route unavailability, or raise RAD errors caused by a switch between week and weekend RAD routes, that take place within the time difference between the original EOBT and the revised EOBT in the delay message.
<b>Instruction:</b>	The IFPS staff shall apply <b>SCP1</b> .

### 125.2 General Procedure for Difficulties in Processing DLA Messages due to AIRAC Switch

<b>Error message ref.</b>	Various possible errors
<b>Explanation:</b>	It is possible for a flight with a date of flight of AIRAC – 1 to be delayed through into the new AIRAC, and this may create route problems where data from the first DOF is no longer valid for the new delayed DOF. Where this happens, the DLA message will go for manual processing, giving an error indicating route problems.
<b>Instruction:</b>	The IFPS staff may convert the original DLA message into a modification message (CHG) containing information to update the new EOBT, plus route information to correct the route to the new AIRAC data. The IFPS staff shall apply SCP1 to any necessary route updates.

## 126. CANCEL (CNL)

### (2) *Requirements*

A flight plan Cancellation (**CNL**) message shall be submitted to the IFPS for processing for any flight plan that has been submitted to and processed by the IFPS and is subsequently to be cancelled.

Where key field data is required to be changed, the existing processed flight plan shall be cancelled and a new flight plan containing the revised data shall be submitted to the IFPS for processing. An exception to this rule is where an EOBT is to be delayed to a later time, in which case the flight plan may be updated with a delay or a change message, rather than the flight plan be cancelled and re-filed with the later EOBT.

### (3) *Message Format*

All cancel messages submitted to the IFPS for processing shall contain an opening bracket, the message title, aircraft identification, departure aerodrome and estimated off-block time, arrival aerodrome, a correctly formatted Item 18 and a close bracket.

For the IFPS, the preferred option for the Item 18 is the insertion of the DOF as it can be used for association purposes.

#### Example

(CNL-ABC567-EGLL1500-KJFK-DOF/130503)

### (4) *System Processing*

The IFPS shall automatically process those cancellation messages that are syntactically and semantically correct and associate with a single valid flight plan in the IFPS database.

Where more than one flight plan exists with which the cancel message may associate, the IFPS shall invalidate that cancel message and raise an error indicating that the cancel message may associate with more than one existing valid flight plan.

Where the IFPS holds no valid flight plan with which the submitted cancel may associate, the IFPS shall reject that cancel message with an error indicating such.

If a CNL message submitted to the IFPS for processing does not contain the estimated off-block time (EOBT) after the aerodrome of departure, the IFPS shall not raise an error, but the EOBT will be automatically inserted in the output by IFPS.

The IFPS shall output Item 18 containing only the DOF/ upon successful processing of a CNL message regardless of the content of Item 18 in the incoming message.

## IFPS USERS MANUAL

## 126.1 General Procedure for Multiple Associated Message Window containing a CNL Message

<b>Error message ref.</b>	n/a
<b>Explanation:</b>	It is possible for the IFPS staff to be presented with a multiple associated message window containing a cancellation message following a flight plan. This is due to the cancellation message being submitted to the IFPS before the associated flight plan has been processed, and is more commonly found in times of heavy traffic. To successfully process and distribute a flight plan, closely followed by an associated cancellation is time consuming for the IFPS staff and potentially confusing for those in receipt of both messages.
<b>Instruction:</b>	<p>Two main scenarios may be encountered:</p> <p><b>FPL – CNL – FPL</b> are presented in the same window for manual processing. The IFPS staff shall <b>reject</b> the first FPL and the CNL, then <b>process</b> the second FPL.</p> <p><b>FPL – CNL</b> are presented in the same window for manual processing. The IFPS staff shall first check for any existing associated flight plans held by the IFPS; if one is found, then an attempt shall be made to <b>contact</b> the message originator to clarify which flight plan they wish cancelled. Where no contact is possible, or where no existing associated flight plan is found, both invalid messages shall be <b>rejected</b>.</p>

## 127. DEPARTURE (DEP)

### (2) Requirements

A Departure (**DEP**) message should be submitted to the IFPS for processing for any IFR/GAT flight or part thereof operating within the IFPS when it is required by the National Authority under whose authority the departure aerodrome lies.

### (3) Message Format

The departure message submitted to the IFPS for processing shall contain an opening bracket, the message title, aircraft identification, departure aerodrome and actual time of departure, arrival aerodrome, a correctly formatted Item 18 and a close bracket.

For the IFPS the preferred option for the Item 18 is the insertion of the DOF as it can be used for association purposes.

The actual time of departure shall be expressed in 4 numbers, in the format HHMM.

#### Example

(DEP-ABC567-EGLL1507-KJFK-DOF/130503)

### (4) System Processing

The IFPS shall accept a departure message for any existing flight plan provided the departure time indicated in the message is not in the future when compared to the system time at the time of processing. Where the departure time is indicated to be in the future, such messages shall be automatically rejected by the IFPS.

The IFPS shall output Item 18 containing only the DOF/ upon successful processing of a DEP message regardless of the content of Item 18 in the incoming message.

### 127.1 General Procedure for Incorrectly sent DEP Message

<b>Error message ref.</b>	n/a
<b>Explanation:</b>	Occasionally a plain text message is received indicating that a DEP message submitted to and processed by the IFPS was incorrect and should be cancelled, as the flight has not actually departed. Such instances have an impact in both the IFPS and the ETFMS.
<b>Instruction:</b>	On receipt of such a message, the IFPS staff shall contact the ETFMS and request them to de-activate the flight. The ATFCM staff will then insert a new activation time, usually one minute after the de-activation time, in their system, resulting in a disparity of EOBT between the IFPS and the ETFMS. To correct this, the originator of the message should be contacted by the IFPS staff and advised to submit a DLA message to provide an accurate EOBT that will re-align the EOBTs held in both systems. The IFPS is unable to inform all addresses to which the erroneous DEP message was distributed, and the message originator shall be advised of this, either in a telephone contact or in a plain text message via the Transmit function.

**INTENTIONALLY LEFT BLANK**



## 128. ARRIVAL (ARR)

### (2) Requirements

Where an Arrival message (**ARR**) is required for an IFR/GAT flight or part thereof operating within the IFPZ, the appropriate air traffic services unit shall submit such to the IFPS for processing.

Where an IFR/GAT flight or part thereof operating within the IFPZ diverts to an aerodrome other than that indicated as the arrival aerodrome in the processed flight plan, that flight shall have an arrival message submitted by the appropriate air traffic services unit to the IFPS for processing.

### (3) Message Format

Message Format – ARR

The arrival message submitted to the IFPS for processing shall contain an opening bracket, the message title, aircraft identification, departure aerodrome and estimated off-block time, arrival aerodrome and actual time of arrival and a close bracket.

It is strongly advised that the message also contains the date of flight, separated from the destination aerodrome by a hyphen, in order to make more accurate message association.

**Examples** (ARR-ABC567-EGLL1400-KJFK2207)  
(ARR-ABC567-EGLL1400-KJFK2207-DOF/090503)

#### Message Format – Diversion Arrival

The diversion arrival message submitted to the IFPS for processing shall contain the message title that shall be ARR, aircraft identification, departure aerodrome and estimated off-block time, original planned destination aerodrome, and actual destination aerodrome and actual time of arrival.

**Note** The use of the term 'DIVARR' as a message title shall not be accepted by the IFPS, as this is not a recognised ICAO message title.

It is strongly advised that the message also contains the date of flight, separated from the destination aerodrome by a hyphen, in order to make more accurate message association.

**Examples** (ARR-ABC567-EGLL-KJFK-BIKF1807)  
(ARR-ABC567-EGLL-KJFK-BIKF1807-DOF/090503)

### (4) System Processing

On processing an arrival message, the IFPS shall distribute that message to the aerodrome control tower, approach and ATS reporting office of the aerodrome of departure where that aerodrome has specified a requirement to receive such messages, and is located within the IFPZ. The IFPS shall also send a copy of that arrival message to any extra addresses included in the re-addressing function.

On processing a diversion arrival message, the IFPS shall distribute that message to all ATC units that have been calculated in the processing of the associated flight plan, also to any extra addresses included in the re-addressing function.

In addition, the IFPS shall also close the associated flight plan, at which point the flight plan data shall become inaccessible outside the IFPS.

If an ARR message or diversion arrival message submitted to the IFPS for processing does not contain the estimated off-block time (EOBT) after the aerodrome of departure, the IFPS shall not raise an error, but the EOBT will be automatically inserted in the output by IFPS.

---

**IFPS USERS MANUAL**


---

**128.1 General Procedure for Diversion ARR Message**

<b>Error message ref.</b>	n/a
<b>Explanation:</b>	<p>Diversion messages titled 'ARR' may be received for those flights that have diverted to another aerodrome than that given as their flight-planned destination.</p> <p>If any scheduled Transmit events exist in the future for the associated flight plan, that diversion ARR message shall not automatically close the flight plan in the IFPS.</p>
<b>Instruction:</b>	<p>Where a diversion arrival message is received in the IFPS with the message title 'ARR', the IFPS staff shall check for any scheduled Transmit events in the future for the associated flight plan.</p> <p>Where such an event is identified, after processing the diversion ARR message, the IFPS staff shall delete the associated flight plan, and contact the ATFCM staff to deactivate the original flight plan held in the ETFMS.</p>

**128.2 General Procedure for DIVARR Message Treatment**

<b>Error message ref.</b>	n/a
<b>Explanation:</b>	<p>Messages titled 'DIVARR' may be received for those flights that have diverted to another aerodrome than that given as their flight-planned destination.</p>
<b>Instruction:</b>	<p>Where a diversion arrival message is received in the IFPS with the message title 'DIVARR', the IFPS staff shall correct the title to 'ARR'.</p> <p>If any subsequent errors are raised, the IFPS staff shall apply <b>SCP1</b>.</p> <p>On processing the message, the IFPS staff shall contact the ATFCM staff and request them to delete that flight plan from the ETFMS.</p>

## 129. REQUEST FLIGHT PLAN (RQP)

### (2) Requirements

A Request Flight Plan (**RQP**) message shall be submitted to the IFPS when an external user wishes to obtain flight plan data for an IFR/GAT flight or part thereof operating within the IFPS. Where the IFPS holds a processed flight plan matching the request, the IFPS shall return a copy of that flight plan to the originator of the request flight plan except where that flight plan is in a protected status.

### (3) Message Format

The request flight plan message submitted to the IFPS for processing shall contain an opening bracket, the message title, aircraft identification, departure aerodrome (and estimated off-block time if known precisely), arrival aerodrome, a correctly formatted Item 18 and a close bracket.

For the IFPS the preferred option for the Item 18 is the insertion of the DOF as it can be used for association purposes.

The RQP message shall be sent to both IFPS units, regardless of the aerodrome of departure.

**Example:** (RQP-ABC567-EGLL-KJFK-**DOF/130503**)  
(RQP-ABC567-EGLL**1500**-KJFK-**DOF/130503**)

### (4) System Processing

The IFPS shall automatically process those RQP messages that are syntactically and semantically correct and associate with a single valid flight plan in the IFPS database except those RQP messages that relate to flights using the EUR/PROTECTED function.

Where the IFPS receives an RQP message for an identifiable flight, it shall send a copy of that flight plan to the originating address of that RQP message. The IFPS shall indicate that the transmission of that flight plan is a result of a request flight plan in the SRC sub-field of that transmitted flight plan by the insertion of 'RQP' therein.

**Note** Where an RQP associates with an identifiable flight that has been modified at any stage by an ATC-generated message (AFP, FNM or MFS), then the IFPS shall output a message type APL, and that message shall contain a comment in the Item 18 sub-field RMK 'APL IS AN FPL UPDATED BY ATC'

Where the IFPS receives an RQP message for an identifiable flight that is using the EUR/PROTECTED function, that message shall be passed to the IFPS staff for evaluation.

Transmission of flight plans containing EUR/PROTECTED shall only be made in accordance with internal procedures to verify the relevance of the flight to the authority requesting the flight plan.

If an RQP message submitted to the IFPS for processing does not contain the estimated off-block time (EOBT) after the aerodrome of departure, the IFPS shall not raise an error, but the EOBT will be automatically inserted in the output by IFPS.

The estimated off-block time (EOBT) is optional. It may be inserted if known precisely as whenever present, it is used for matching valid flight plan(s) in the IFPS database.

The IFPS shall automatically reject those RQP messages that are not syntactically correct as well as those RQP where no matching flight plan(s) are found in the IFPS database.

In some cases, where the IFPS finds a matching flight plan (based on the aircraft identification (ARCID) only and ADEP and ADES from the RQP do not match), the RQP is automatically rejected with the following comment:

-COMMENT THIS MESSAGE HAS BEEN REJECTED AUTOMATICALLY

-COMMENT FPL does exist for ABC123 EBBR1710 LIMF0125 DOF/121015

**INTENTIONALLY LEFT BLANK**

## 130. REQUEST SUPPLEMENTARY FLIGHT PLAN (RQS)

### (2) *Requirements*

A request supplementary flight plan message shall be submitted to the IFPS when an ATS unit wishes to obtain supplementary flight plan data for an IFR/GAT flight or part thereof operating within the IFPZ.

### (3) *Message Format*

The request supplementary flight plan message submitted to the IFPS for processing shall contain an opening bracket, the message title, aircraft identification, departure aerodrome and estimated off-block time, arrival aerodrome, a correctly formatted Item 18 and a close bracket.

For the IFPS the preferred option for the Item 18 is the insertion of the DOF as it can be used for association purposes.

**Example:** (RQS-ABC567-EGLL1500-KJFK-DOF/130503)

### (4) *System Processing*

Where the IFPS receives a message titled RQS, that message shall be invalidated and shall be presented to an IFPS staff with a warning: GEN277: MESSAGE REQUIRES SPECIAL HANDLING.

RQS messages have the highest priority in the IFPS invalid messages queue.

Where an RQS message matches an identifiable flight for which the supplementary sub-field information has been submitted to the IFPS, the IFPS shall send a copy of that supplementary flight plan to the originator of the RQS message in the form of an SPL (supplementary flight plan).

**INTENTIONALLY LEFT BLANK**

## 131. AIRBORNE MESSAGE TYPES

### (1) *General*

The IFPS shall accept and process the following message types from ATC sources relating to IFR/GAT flights or parts thereof operating within the IFPZ:

- FPL with source AFIL, AFP, FNM and MFS.

After processing these messages, the IFPS shall distribute the following message types:

- APL, ACH, and FPL with source AFIL.

Invalid airborne flight messages may be rejected according to IFPS procedures.

Wherever possible, the IFPS shall process those messages relating to flights already airborne. The purpose of processing these types of message is to allow the IFPS to provide the ETFMS and those ATC Units downstream of the reported change with updated information on the predicted trajectory of the flight.

The types of flights concerned with airborne update messages are:

- Flights with a significant change of trajectory, whether track, level, time or destination.
- Flights with a significant change whether aircraft being different from the filed FPL, flight type/flight rules, or aircraft equipment.
- Flights for which the relevant ATC Units do not have any details.

When processing messages containing clearance limits and/or estimate points, the IFPS shall not change those points in any way.

Where no route details are given between two points in a cleared route submitted to the IFPS for processing, the IFPS shall assume the route to be direct (DCT), and shall insert either DCT, regardless of any maximum DCT limit errors, or the appropriate airway designator where both points are on the same airway.

From the clearance limit onwards, the IFPS staff shall, if necessary, construct a logical route to connect that cleared route either with the existing route as previously filed or with the destination or with the point at which that flight leaves the IFPZ, taking into account in all the cases any restrictions such as RAD and route availability. Where no associated filed flight plan exists, the IFPS staff shall construct a logical route to connect that cleared route either with the destination or with the point at which that flight exits the IFPZ also taking into account any restrictions such as RAD and route availability.

Requests are sometimes received from message originators or aircraft operators to make modifications to the route of flight plans that are airborne. On receipt of such a request, IFPS staff should advise the originator that flight plan modifications can only be made by ATC once a flight is airborne, using the AFP procedure.

### (3) *Message Format*

The message format for each type of airborne message is described in detail in the relevant section for that message type.

### (4) *System Processing*

The IFPS shall check to ensure airborne messages update or create flight plans with time and date information representative of the current system time. This ensures:

- Flight plans are not updated with time data causing immediate closure.
- Airborne message ETO data are realistic with respect to the current real world time.
- Airborne messages are rejected when filed well outside the possible time the flight could have been flying.

The comparisons are based upon the EOBT value (for flight plans with source AFIL) and the ETO over an 'entry' point for the remaining airborne messages.

---

## IFPS USERS MANUAL

---

### *FNM, MFS and AFP Message*

FNM, MFS and AFP messages can be filed containing any time value as an ETO, (i.e. 0000 to 23:59). From the given ETO the system creates two time values, one 12 hours in the future the other 12 hours in the past. A check is then made to determine which of the time values lies closest to the current system time. The date for the ETO becomes today minus 1 hour if the closest time lies in the past and today or today plus 1 hour if the time lies in the future.

### *Flight Plans with source AFIL*

The EOBT is used to determine if a flight plan with source AFIL violates timing constraints. Flight plans with source AFIL may be filed with an EOBT up to 23 hours and 55 minutes in the past and 24 hours and 05 minutes in the future. Exceeding these limits generates an error that cannot be ignored by the IFPS staff. Such wide tolerances can lead to peculiar filing situations, e.g.

- The flight plan with source AFIL may be filed outside the EET of the flight; conceptually this implies the flight plan was filed before the calculated time at the first point on the route, hence the pilot could not have been airborne when the message was filed.
- Filing in the past can lead to the calculated arrival time lying in the past; again implying the pilot has landed his aircraft before filing the message.

**Note** The EOBT field in the context of a flight plan with source AFIL is not the EOBT but the ETO at the first point given in the route. Throughout the IFPS Users Manual, where reference is made to the EOBT within the context of a flight plan with source AFIL, that EOBT shall refer to the ETO at the first route point.

## 131.1 General Procedures

When processing messages containing clearance limits and/or estimate points, the IFPS shall not change those points in any way.

Where no route details are given between two points in a cleared route submitted to the IFPS for processing, the IFPS shall assume the route to be direct (DCT), and shall insert such, regardless of any maximum DCT limit errors.

Where the route given in the submitted message is incomplete or incorrect, a logical and correct route shall be built by the IFPS using the propose route function to connect the last point given in the message route to the destination aerodrome or to the original route or to the point at which that route leaves the IFPZ.

The route given in the message before the APPEND indicator shall not be modified in any way, regardless of any contained errors, but any route built to connect the last point in the message to the destination aerodrome or to the original route or to the point at which that route leaves the IFPZ must, wherever possible, ensure compliance with all relevant RAD and route availability restrictions or DCT limitations.

The applicable mode for airborne message processing may be set from manual to automatic and vice versa. In the manual mode, the IFPS shall build a route as described above but shall systematically present the message for manual review by the IFPS staff. In this case, the IFPS staff shall check the relevance of the proposed route before applying the message.

When in the automatic mode, the IFPS shall build a route as described above but whenever the message is compliant with processing parameters it shall be automatically processed.

In the event that the IFPS propose route function is unable to build a correct route, the message shall be presented for manual processing. In such cases, from the clearance limit onwards, the IFPS staff shall, if necessary, construct a logical route to connect that cleared route either with the existing route as previously filed or with the destination. Where no associated filed flight plan exists, the IFPS staff shall construct a logical route to connect that cleared route either with the destination or with the point at which that flight exits the IFPZ.



Where the message relates to a military flight, regardless of whether the automatic route-building by the IFPS is successful or not, to allow for any necessary confirmation of diplomatic clearances, that message shall be passed to the IFPS staff with a warning message.

Those AFP messages submitted to the IFPS for processing that relate to valid flight plans held by the IFPS, or that provide information on a previously unknown IFR/GAT flight or part thereof operating within the IFPZ may be rejected according to general or specific IFPS procedures.

Under normal circumstances, the IFPS staff shall not contact ANSPs to ask for information to resolve AFP message issues unless there is no valid FPL data held in the IFPS for that flight.

## 131.2 General Procedure for Errors in the submitted Airborne Message Route

<b>Error message ref.</b>	n/a
<b>Explanation:</b>	Where an airborne message is submitted to the IFPS as a result of a missing flight plan or revised trajectory, the route given in the submitted message may contain errors in RAD, 8.33kHz, route availability or RVSM.
<b>Instruction:</b>	Any errors that are raised for that part of the route given in the AFP (before the AFPEND indicator) shall be automatically ignored by the IFPS system. The automatic placing of the AFPEND indicator shall not be modified or removed by IFPS staff.

**INTENTIONALLY LEFT BLANK**

## 132. AIR-FILED FLIGHT PLANS (AFIL)

### (1) *General*

Air Filed Flight plans (**AFIL**) represent flight plans submitted by an ATS unit to the IFPS for processing on behalf of an aircraft already in flight.

### (2) *Requirements*

The IFPS shall accept those flight plans submitted for aircraft already in flight. The route details given in such messages shall be considered an ATC clearance, and the IFPS staff shall make no manual modifications to the given route, regardless of any indicated errors.

Where the route details given in the message submitted to the IFPS for processing do not connect to the destination aerodrome, the IFPS staff shall construct a logical route to that destination from the last point in the given route.

### (3) *Message Format*

An air-filed flight plan submitted in ICAO format shall use the same format as a standard flight plan except the departure aerodrome shall contain the letters 'AFIL', and the message should contain the sub-field DEP/ followed by the ICAO four-letter location indicator of the location of the ATS unit from which supplementary flight plan data can be obtained

The time given in the message that would normally be the EOBT of that flight shall instead indicate the ATO/ETO of the estimate point given in the route of that flight plan.

#### Example

##### ICAO format

```
(FPL-ABC789-IG
-BE9L/L-SRGWY/S
-AFIL1207
-N0285F230 CPT L9 MALBY
-EGFF0025
-DEP/EGTT PBN/B2)
```

An AFIL may also be submitted in ADEXP format:

##### ADEXP format

```
-TITLE IFPL
-ADEP AFIL
-ADES LEMG
-ARCID ABC987
-ARCTYP C560
-CEQPT RWYUSDGH
-AFILDATA -PTID HIJ -FL F190 -ETO 130106130400
-EOBD 130106
-EOBT 1245
-TTLEET 0119
-EETPT MOLIN 0119
-SEQPT C
-SSRCODE A6034
-STS STATE
-PBN B2
-WKTRC M
-FLTRUL I
-FLTTYPT G
-ALTRNT1 LEGT
-ROUTE N0350F200 HIJ A857 SVL
```

**(4) *System Processing***

The IFPS shall accept those flight plan messages with source AFIL and apply the same system processing as used for standard flight plan messages.

**132.1 General Procedures**

The route given in a flight plan with source AFIL is an ATC clearance and shall not be amended in any way by the IFPS staff without coordination with the message originator, regardless of any errors in that route.

Those flight plans with source AFIL that are submitted to the IFPS for processing may contain errors in route availability, RAD, DCT limits, RVSM, 8.33 kHz, or other such violations within the route given in the ATC clearance. If no contact with the message originator is possible, then those errors shall be ignored, and the appropriate IFP indicators shall be added to the message.

Where the route given in the message is incomplete, the IFPS staff shall construct a logical route from the last point of the given route to the destination or the point at which that flight leaves the IFPZ, taking into account any restrictions such as RAD and route availability.

## 133. ATC FLIGHT PLAN PROPOSAL MESSAGE (AFP)

### (1) General

The ATC Flight Plan Proposal Message (**AFP**) message shall be submitted to the IFPS by an ATC unit where that unit has new or revised information concerning an aircraft filed as IFR/GAT within the IFPZ that is already in flight.

Normally AFP messages shall be automatically generated by the respective ATC Unit system, based upon an ATC input. AFP messages should not be created manually except where it is a standard operating procedure in that unit.

The information received by the IFPS in an AFP shall be distributed in the form of an ATC Flight Plan (**APL**) or an ATC Change (**ACH**) to those affected ATSU's downstream of the reporting unit, with source given as AFP.

**The objectives of AFP messages are to:**

- Enable the NMOC to provide ATC Units downstream with more accurate flight plan information, improving their traffic situation awareness and reducing the workload and disruption caused by last minute updates or missing flight plans;
- Update the ETFMS with flight plan information in order to reflect as accurately as possible the current and future trajectory of the flight, providing accurate sector load calculations thus improving the ATFCM performance.
- Update CCAMS with flight plan data for missing flight plans such that directional codes can be assigned instead of omni directional codes.

### (2) Requirements

**An AFP shall only be sent for airborne flights.**

An AFP shall be **sent by an ATC unit to IFPS in ADEXP format (see Note), including the IFPLID, when one of the** following events occurs:

- For a missing flight plan.
- For a change of route.
- For a change of requested cruising level.
- For a change of aircraft type.
- For a change of flight rules (**IFR/VFR**).
- For a change of flight type (OAT/GAT).
- For **diversion**.
- For a change of aircraft equipment.

**Note** Only AFP for missing flight plan can be sent to IFPS in ICAO or ADEXP format.

The implementation of the AFP message in ADEXP format is covered by the following ESSIP/SLOa:

**FCM03-ASP10 – Provide AFP messages in ADEXP format.**

**An AFP shall be sent only for flights for which the message originator ATC unit has assumed control of the flight except for AFP messages for a missing flight plan which may be transmitted before assuming control of the flight, under the following conditions:**

**A flight plan for a flight is considered to be missing when all the following conditions are met:**

- **An estimate for the flight is received by the ATC centre.**
- **No flight plan information was received by the ATC centre from IFPS.**
- **IFPS does not have a flight plan for the flight.**

---

**IFPS USERS MANUAL**

---

**An ATC unit shall stop transmitting AFP messages from the moment it has transferred control of the flight.**

The IFPS shall accept and process updates via AFP messages for the following Items:

- Item 8a: Flight Rules.
- Item 9b: Type of Aircraft.
- Item 9c: Wake Turbulence Category.
- Item 10: Aircraft equipment.
- Item 14: Estimate Data.
- Item 15: Route.
- Item 16: Aerodrome of destination.
- Item 18: Other Information.

**Flight rules requirements**

**The flight rules should be included in an AFP message for a missing flight plan.**

**In case of an AFP message for a change of flight rules, the flight rules field shall contain the new flight rules of the flight.**

**In case the flight rules do not change, this field can be omitted in an AFP message.**

**Type of aircraft requirements:**

**The aircraft type is a compulsory field in an AFP message for a missing flight plan.**

**In case of an AFP message for a change of aircraft type, the aircraft type field shall contain the new type of the aircraft the flight is operated with.**

**In case the aircraft type does not change, this field can be omitted in an AFP message.**

**Equipment requirements**

**ICAO format:**

**All available equipment information should be included in an AFP message for a missing flight plan.**

***IFPS shall process equipment information received in AFP messages in ICAO format only in case of a flight plan missing in IFPS.***

**ADEXP format:**

**All available equipment/capabilities information shall be included in an AFP message for a missing flight plan within either the CEQPT and SEQPT fields or the EQCST field, as well as within the PBN, NAV, COM, SUR and DAT fields.**

**Note: IFPS shall process equipment information included in an AFP message in ADEXP format within the CEQPT and the SEQPT fields only in case the flight plan is missing in IFPS. In case IFPS already has a flight plan for the flight, this information will be ignored.**

**Aircraft equipment/capabilities updates shall be transmitted within the primary field EQCST and/or, where necessary, within the PBN, NAV, COM, SUR and DAT fields.**

**Surveillance equipment status is described at the level of the type or class of surveillance i.e.**

**Mode A/C, Mode S, ADS-B, ADS-C. When the status is indicated as 'EQ' an indication of the complete capability for the class is expected. When the status is indicated as 'NO' or 'UN' no further information for that class is expected.**

**Estimate data requirements:**

**The estimate data field is a compulsory field in all types of AFP messages.**

**The estimate data field shall contain the estimated or the actual time and level over the estimate point.**

---

**IFPS USERS MANUAL**

---

The estimate point shall be explicitly or implicitly included in the AFP route field.

**Note:** The estimate point is implicitly included in the route field when it is a point on one of the route segments that are included in the route description but the point name is not mentioned in the route field.

The estimate point shall be any point along the AFP route with the following exceptions:

a) It shall not be a point located on a SID or STAR procedure included in the AFP route apart from the point where the SID or STAR is connected to the en-route part of the route;

b) It shall not be a point described with geographical coordinates or as bearing and distance from a navigation aid that is considered to be implicitly included in the AFP route as being located along one of the airways in the AFP route. It may be a point described with geographical coordinates or as bearing and distance from a navigation aid if it is explicitly included in the AFP route;

c) It shall not be a point located in a VFR or OAT portion of the flight.

Aerodromes shall not be included as estimate points within AFP messages.

#### Route requirements

The route field of an AFP message shall only contain the route part on which the flight has been cleared or is about to be cleared by the AFP originator ATC unit.

The AFP route shall not contain the upstream part of the route compared to the area of responsibility of the AFP originator ATC unit.

The AFP route shall implicitly or explicitly contain the AFP estimate point.

**Note:** The AFP estimate point is implicitly included in the AFP route when it is a point on one of the route segments that are included in the route description but the point name is not mentioned in the route field.

The AFP route description shall comply with the ICAO Doc 4444 specifications regarding the content of the Field Type 15 of a flight plan message.

**Note:** If not provided in the AFP route, IFPS shall automatically insert between two consecutive significant points either an airway that is available at the requested cruising level or in case it does not find an airway, a DCT route. This automatic processing is not applied in case the significant points are described using geographical coordinates or as bearing and distance from a navigation aid.

The AFP route shall be considered as an update to the flight plan, as such the AFP route should be “flight plannable” and compliant with the constraints relevant for the airspaces it crosses.

Requested cruising levels, flight rules changes (IFR/VFR) and flight type changes (GAT/OAT) shall be inserted in the route field at the point(s) from which they become applicable.

Except in the case of an AFP for a change of requested cruising level, the route field shall contain the original requested cruising level(s) within the airspace of the AFP originator ATC centre as included in the filed flight plan before departure.

The first and last elements of an AFP route shall be:

a) A significant point or

b) A DCT route, in case of a flight that is cleared directly from its aerodrome of departure to the first point of the route / to the aerodrome of destination or from the last point of the route to the aerodrome of destination.

The first and last elements of an AFP route shall not be an airway designator.

An AFP route shall not contain internal, unpublished and non-ICAO point/route designators.

Where route information is required to be included in an AFP message in ADEXP format, the ADEXP primary field ROUTE shall always be included in the message.

IFPS shall consider the AFP route as valid and flown as indicated in the AFP message.

**Note:** IFPS will therefore accept a flight that will penetrate closed airspaces, fly along closed routes and against RAD restrictions on the AFP route.

**Note:** It should be noted that incorrect use of this facility may lead to invalid routes within the airspace of downstream ATC units being accepted and distributed by IFPS having a potential significant impact on the downstream ATC units.

**Aerodrome of destination requirements:**

In case of an AFP message for diversion, the aerodrome of destination field shall contain the new destination of the flight.

For all other AFP trigger events, the aerodrome of destination field shall contain the aerodrome of destination included in the filed flight plan.

**Old aerodrome of destination requirements:**

The old aerodrome of destination field (ADEXP primary field ADESOLD) shall be used to indicate that a flight has diverted from the original aerodrome of destination included in the filed flight plan.

The old aerodrome of destination field shall contain the original aerodrome of destination as included in the filed flight plan.

## 133.1 AFP Association

Where an AFP is submitted to the IFPS in ADEXP format, it is possible to include the IFPLID, and where this is present, the IFPS shall use it to make any necessary message association.

As a safety precaution, the IFPS shall also check that both the AFP and the associated flight in the database have the same aircraft identification (**ARCID**) and departure aerodrome (**ADEP**). If the aircraft identification and departure aerodrome are the same then the association is confirmed.

If the aircraft identification and departure aerodrome are not the same, then the IFPLID shall be dropped for message association purposes and AFP association shall be carried out as if the IFPLID is not present.

Those AFP messages submitted to the IFPS that have no IFPLID, or have an IFPLID but do not fulfil the additional association criteria, shall be associated with all flights that have an EOBT in the past or up to 30 minutes in the future compared to the AFP estimate time, and the same aircraft identification (**ARCID**), departure aerodrome (**ADEP**) and destination aerodrome (**ADES**).

## 133.2 APL/ACH message Addressing

The result of a successful AFP message processing by the IFPS shall be an APL or an ACH.

The IFPS shall distribute an APL or ACH to all ATC Centres concerned with the flight that are situated downstream of the estimate point in the AFP, but not to the originator of the AFP message.

- An APL message shall be distributed by the IFPS to those ATC centres to whom the IFPS did not send flight plan data for the flight (the new concerned units).
- An ACH shall be distributed by the IFPS to those ATC Centres to whom the IFPS has already sent flight plan data for the flight (the old concerned units).

Where the IFPS receives an RQP message for a flight that has been modified by an AFP, the IFPS shall transmit an APL message to the originator of the RQP. In such cases, the IFPS shall add in the sub-field RMK the text APL IS FPL UPDATED BY ATC in the output message.



## IFPS USERS MANUAL

**Note** RQP messages that relate to flight plans using the EUR/PROTECTED function shall pass for manual processing by the IFPS staff.

The AOCC (see Note below) shall receive a copy of the ACK message of the APL or **ACH** whenever an FNM or MFS associates with an existing flight plan and the route is different than the route present in the original flight plan).

The AOCC (see Note below) shall also receive a copy of the ACK message of the APL where the FNM or MFS does not have a flight plan in the IFPS with which to associate.

**Note** This only occurs when the system is able to determine the aircraft operator from the ARCID [Section 21.DETERMINATION OF THE AIRCRAFT OPERATOR BY THE IFPS]

(3)

### *Message Format*

AFP messages shall be submitted in ADEXP format. Only the AFP message for a missing flight plan may be submitted in ICAO format if it cannot be submitted in ADEXP format.

**Note** It is recommended to use ADEXP format for submission of AFP messages for a missing flight plan as it provides more flexibility and facilities. The format chosen for the submission of messages to the IFPS shall not be dependent upon the format specified for receipt of messages from the IFPS. A unit requesting to receive all output from the IFPS in ICAO format may still submit AFP messages in ADEXP, should it so wish.

The estimate point given in an AFP shall be a published ICAO navigation beacon designator or a set of geographical coordinates **or a range and bearing from a published ICAO navigation beacon designator**. It shall not be a published ICAO aerodrome code. The IFPS shall reject those AFP messages submitted for processing that do not contain a valid estimate point.

### Example of an AFP

AFP submitted to the IFPS for processing:

```
-TITLE IAFP
-ARCID ABC345
-ARCTYP MD90
-CEQPT SGRWY
-SEQPT S
-ADEP EGLL
-ESTDATA-PTID ARTOV-ETO 12120622400-FL F330
-ROUTE N0430F330 BPK M185 CLN UL620 ARTOV
-ADES EKCH
-PBN B2
```

### Example of an AFP containing geographical coordinates in the ROUTE field

```
-TITLE IAFP
-ADEP EGLL
-ADES EINN
-ARCID BTW104C
-ARCTYP B737
-CEQPT SWY
-SEQPT C
-WKTRC M
-TTLEET 0055
-RFL F280
-SPEED N0430
-FLTRUL I
-FLTTYP G
-ROUTE N0430F280 DCT 515400N0011000W GOS DCT DIKAS UL9 STU DCT SHA
-GEO -GEOID GEO01 -LATTD 515400N -LONGTD 0011000W
-ESTDATA -PTID GEO01 -ETO 120109121000 -FL F280
```

## IFPS USERS MANUAL

### 133.3 Compulsory and Optional AFP Information

ADEXP	AFP
IFPLID	Optional
TITLE	Compulsory
ARCID	Compulsory
SSRCODE	Optional
FLTRUL	Optional ( <b>compulsory in an AFP for change of flight rules</b> )
FLTTYP	Optional
NBARC	Optional
ARCTYP	Compulsory in ICAO and ADEXP, but optional in ADEXP if associated FPL exists
WKTRC	Optional
CEQPT	Optional
SEQPT	Optional
ADEP	Compulsory
EOBT	Optional
ESTDATA	Compulsory
SPEED & RFL	If speed or RFL is present, then the associated RFL or speed must also be present
ROUTE	Optional
ADES	Compulsory
ADESOLD	Only compulsory for an AFP changing the destination
TTLEET	Optional
PBN	Only compulsory for an AFP for a missing flight plan
various elements	Restricted to EET, TYP, IFP, RVR, DOF, STS, DEP & DEST, PBN.

**Note** In ADEXP format, the estimate data for the specified point shall include the date and the time, including seconds.

**Example** ESTDATA-PTID ARTOV-ETO **121206122400**-FL F330

#### (4) System Processing

Where an AFP associates with an existing flight plan, the IFPS shall check any route details given in the AFP against those of the existing flight plan. Should a difference be identified that cannot be automatically processed, the AFP shall fail automatic processing and be passed for manual treatment by the IFPS staff with the following warning message:

WARN: ACH BUILT FROM AN IAFP

Plus any error messages that may be appropriate.

Where an AFP does not associate with an existing flight plan, the IFPS shall automatically build a route to connect to the destination. Where the route generation is successful, that message shall be processed automatically for distribution as an APL; where the route generation fails, that message shall be passed for manual treatment by the IFPS.

When processing AFP messages where that AFP associates with a single flight plan, the IFPS shall take a number of actions:

Where the equipment in the AFP is indicated as 'S/C', or the equivalent in ADEXP format, if the equipment levels in the flight plan are higher, they shall not be replaced by the value given in the AFP.

## IFPS USERS MANUAL

The IFPS shall make an automatic association between the routes of the flight plan and AFP wherever possible. The level of this association shall depend on the information given in the AFP message, and where necessary, the IFPS staff shall build a logical route to connect the AFP route as required.

**Note** Where that part of a route copied from an existing flight plan contains designators such as IFR, VFR, GAT, OAT or any change of speed and level, those designators shall also be copied to the AFP route.

Where no route information is given in the AFP message, but the AFP estimate is in the flight plan route, the complete route of the flight plan shall be copied to that of the AFP.

### Example

FPL route:                   BPK M185 CLN UL620 ARTOV UP44 SOMVA UP155 ANDIK  
UN873 BEDUM UN873 JUIST UP729 DOSUR P729 TUDLO  
AFP route:                   ARTOV  
Resulting AFP route:   BPK M185 CLN UL620 ARTOV UP44 SOMVA UP155 ANDIK UN873  
BEDUM UN873 JUIST UP729 DOSUR P729 TUDLO

**Note** As such messages contain no practical information for ATC, the IFPS shall only distribute such AFPs to the ETFMS.

Where the first point of the AFP route is found in the expanded flight plan route, that part of the flight plan route from the departure aerodrome to the first point of the AFP route shall be copied to the AFP.

### Example

FPL route:                   BPK M185 CLN UL620 ARTOV UP44 SOMVA UP155 ANDIK  
UN873 BEDUM UN873 JUIST UP729 DOSUR P729 TUDLO  
AFP route:                   CLN UL620 ARNEM UP147 RKN UL980 ETEBO  
Resulting AFP route:   BPK M185 CLN UL620 ARNEM UP147 RKN UL980 ETEBO

**Note** The route from ETEBO to the destination shall be automatically built by the system. Where this fails, the message shall be passed to the IFPS staff for manual correction.

Where the last point of the AFP route is found in the expanded flight plan route, that part of the flight plan route from the last point of the AFP route to the destination aerodrome shall be copied to the AFP.

### Example

FPL route:                   NOMBO Y161 MAH Y162 MANAL UM736 LIZUM UZ907 VIC UL12  
FER UZ902 VALEN UM738 AMTEL UL995 BOL  
AFP route:                   ANEKI Y163 NATOR UN850 ODINA UM727 SRN UL153 PAR UZ904  
VALEN  
Resulting AFP route:   ANEKI Y163 NATOR UN850 ODINA UM727 SRN UL153 PAR UZ904  
VALEN UM738 AMTEL UL995 BOL

Where the first and last points of the AFP route are found in the expanded flight plan route, those parts of the flight plan route from the departure aerodrome to the first point of the AFP route, and from the last point of the AFP route to the destination aerodrome shall be copied to the AFP route.

### Example

FPL route:                   BPK M185 CLN UL620 ARTOV UP44 SOMVA UP155 ANDIK UN873  
BEDUM UN873 JUIST UP729 DOSUR P729 TUDLO T53 LUGAS  
AFP route:                   JUIST N873 VES L983 TUDLO  
Resulting AFP route:   BPK M185 CLN UL620 ARTOV UP44 SOMVA UP155 ANDIK UN873  
BEDUM UN873 JUIST N873 VES L983 TUDLO T53 LUGAS

Where neither the first nor the last points of the AFP route are found in the expanded flight plan route, then no part of the flight plan route shall be copied to the AFP.

### Example

FPL route:                   BPK M185 CLN UL620 ARTOV UP44 SOMVA UP155 ANDIK UN873  
BEDUM UN873 JUIST UP729 DOSUR P729 TUDLO

---

**IFPS USERS MANUAL**

---

AFP route: LARGA UP144 SOPTO P144 GOLUM  
Resulting AFP route: LARGA UP144 SOPTO P144 GOLUM

**Note** The route from GOLUM to the destination shall be automatically built by the system. Where this fails, the message shall be passed to the IFPS staff for manual correction.

In cases where an AFP is displayed for manual processing by the IFPS staff, it shall contain the text 'AFPEND' in the route description immediately following the point that was the last given point in the submitted AFP route. All errors associated with the route prior to the indicator 'AFPEND' shall be automatically ignored by the system. The text 'AFPEND' shall not be included in the version of the message distributed to external users.

## 134. AFP FOR A MISSING FLIGHT PLAN

### (1) *General*

The implementation of the AFP message for a missing flight plan is covered by the following ESSIP/SLOa:

**FCM03-ASP05 – Automatically provide AFP for missing flight plans.**

### (2) *Requirements*

An AFP message shall be **sent to the IFPS automatically in ICAO or ADEXP format** by an ATC Centre where a flight plan is found to be missing.

A flight plan for a flight shall be considered to be missing when **all** the following conditions are met:

- An estimate for the flight is received by the ATC Centre.
- No flight plan information was received by that centre from the IFPS.
- The IFPS does not hold a flight plan for that flight.

**Note** If the flight plan is available in IFPS, then IFPS has full flight plan information on the flight. It is very unlikely that an ATC centre, unless it has received the flight plan information from IFPS, will have full information on the flight. Differences between the flight plan information stored in IFPS and the flight plan information sent by the ATC centre in an AFP message will be treated by IFPS as updates to the flight plan information and processed as such. This may cause for example a possibly incorrect alteration of the flight plan equipment information.

In order to check if a flight plan for the flight is available with the IFPS, an RQP message should be sent by the ATC Centre to the IFPS where possible. Where a flight plan for that flight is held by the IFPS, the flight plan shall be returned to the originator of the RQP message.

If the IFPS does not hold a valid flight plan matching the details given in the submitted RQP, then a reject message shall be returned to the originator of that RQP. This indicates that an AFP for a missing flight plan is required.

**Note** RQP messages that relate to flight plans using the EUR/PROTECTED function shall pass for manual processing by the IFPS staff.

### (3) *Message Format*

**AFP messages for a missing flight plan may be submitted in ADEXP or ICAO format.**

**However it is recommended to use the ADEXP format for AFP messages for a missing flight plan as well as it provides more flexibility in what concerns the content of the message. In addition, transmission of AFP messages in ADEXP format to IFPS is linked to processing of flight plan data in ADEXP format received from IFPS (FCM-ASP03). Moreover the final aim, set in the ESSIP objectives, is to have all AFP messages transmitted to IFPS in ADEXP format.**

An AFP message for a missing flight plan that is submitted to the IFPS for processing shall contain all flight plan information available for that flight with the originator ATC Centre.

The minimum information for such messages shall be:

- Message title.
- Aircraft identification.
- Type of aircraft.
- Equipment information (compulsory only in ICAO format).
- Departure aerodrome.
- Estimate data.
- Route.

---

**IFPS USERS MANUAL**

---

- Destination aerodrome.
- PBN (if R is present in the Equipment Information).

**Please refer to section 133. ATC FLIGHT PLAN PROPOSAL MESSAGE (AFP), (2) Requirements for the specific requirements of each AFP field.**

**Note** Although it is possible for the IFPS to process an AFP message in ADEXP format without the optional equipment information in that format, it is strongly recommended that all available equipment information is included in the AFP message. In particular, RVSM capabilities, 8.33kHz and UHF equipage status should be confirmed by ATC with the pilot and included in the message.

**Although** the type **of aircraft** is normally an optional **field** in ADEXP format, **it is compulsory information in an** AFP for a missing flight plan. Without the type of aircraft, the profile of a flight cannot be calculated by IFPS.

If not provided in the AFP message, IFPS shall assume the following information:

- Flight Rules = I
- Flight Type = G
- Communication Equipment = S
- Surveillance Equipment = C

**Example of an AFP with no associated flight plan**

AFP submitted to the IFPS for processing in ADEXP format:

```
-TITLE IAFP
-ARCID ABC345
-ARCTYP MD90
-CEQPT SGRWY
-SEQPT S
-ADEP EGLL
-ESTDATA-PTID ARTOV-ETO 121206122400-FL F330
-ROUTE N0430F330 BPK M185 CLN UL620 ARTOV
-ADES EKCH
-PBN B2
```

**AFP submitted to the IFPS for processing in ICAO format:**

```
(AFP-ABC345-MD90-SGRWY/S-EGLL-ARTOV/1224F330-N0430F330 BPK M185 CLN
UL620 ARTOV -EKCH-PBN/B2)
```

If the system, using the Propose Route Function, fails to automatically create a route to the destination, then the APL will be presented for manual processing with the warning and error:

```
WARN259: APL BUILT FROM AN IAFP
ROUTE303: NO VALID ROUTE FOUND TO CONNECT TO FLIGHT ROUTE.
```

If the system, using the Propose Route Function finds automatically a route to the destination, then the APL will be presented for manual processing with the warning and error:

```
WARN259: APL BUILT FROM AN IAFP
ROUTE41: ROUTE CONTAINS A SYSTEM GENERATED PORTION. PLEASE CHECK.
```

**APL output by the IFPS in ICAO format after a route has been constructed by the IFPS staff to connect the last point given, in this case ARTOV, to the destination:**

```
(APL-ABC345-IS
-MD90/M-SGRWY/S
-EGLL1211
-ARTOV/1224F330
```

-N0430F330 BPK M185 CLN UL620 ARTOV **UP44 SOMVA UP155 ANDIK UN873 JUIST  
UP729 DOSUR P729 TUDLO TUDLO1F**  
-EKCH0123  
-PBN/B2 DOF/121206 ORGN/EGTTZQZA SRC/AFP)

(4) **System Processing**

Upon receipt of an AFP message for a missing flight plan, the IFPS shall build an APL message. Any errors (for example, RAD or CDR errors) related to the cleared route given in the submitted AFP shall be automatically ignored by the IFPS.

Where the equipment information is not included in the message submitted to the IFPS, then the IFPS shall assume the following information:

- Flight rules	=	<b>I</b>
- Flight type	=	<b>G</b>
- Communications equipment	=	<b>S</b>
- Surveillance equipment	=	<b>C</b>

## 134.1 General Procedures

**AFP** submitted to the IFPS for processing:

(AFP-ABC345-MD90-SGRWY/S-EGLL-ARTOV/1224F330-N0430F330 BPK UM185 CLN UL620 ARTOV-EKCH-PBN/B2)

An **APL** with the attached warning and error shall be presented to the IFPS staff:

(APL-ABC345-IG  
-MD90/M-SGRWY/S  
-EGLL1200  
-ARTOV/1224F330  
-N0430F330 N0430F330 BPK M185 CLN UL620 ARTOV  
-EKCH  
-PBN/B2 DOF/121206 ORGN/EGTTZQZA SRC/AFP)

WARN259: APL built from an IAFP

ROUTE303: NO VALID ROUTE FOUND TO CONNECT TO FLIGHT ROUTE.

**Note** Default flight rules and flight type, and the corresponding wake turbulence category have been inserted automatically.

The corrected **APL** should read:

(APL-ABC345-IG  
-MD90/M-SGRWY/S  
-EGLL1200  
-ARTOV/1224F330  
-N0430F330 BPK M185 CLN UL620 ARTOV **UP44 SOMVA UP155 ANDIK UN873 JUIST  
UP729 DOSUR P729 TUDLO TUDLO1F**  
-EKCH  
-PBN/B2 DOF/121206 ORGN/EGTTZQZA SRC/AFP)

**INTENTIONALLY LEFT BLANK**



## 135. AFP FOR A CHANGE OF ROUTE

### 1) *General*

The implementation of the AFP message for a change of route is covered by the following ESSIP/SLOa:

**FCM03-ASP06 – Automatically provide AFP message for a change of route.**

### (2) *Requirements*

An AFP message **for a change of route** shall be **sent automatically in ADEXP format** by an ATC Centre **in the following cases**:

- **When the published exit point from its area of responsibility changes from the published exit point indicated in the last flight plan route information received from the IFPS.**
- **In cross border Free Route context, when the exit point from its area of responsibility changes in a way that it will affect the next downstream ATC centre (new sector will be affected).**

### (3) *Message Format*

**AFP messages for a change of route may only be submitted in ADEXP format (IAFP).**

An IAFP for a change of route that is submitted to the IFPS for processing shall contain at least the following information:

- Message title.
- Aircraft identification.
- Departure aerodrome.
- Estimate data.
- Route.
- Destination aerodrome.

**Please refer to section 133. ATC FLIGHT PLAN PROPOSAL MESSAGE (AFP), (2) Requirements for the specific requirements of each AFP field.**

#### Example of an AFP submitted to the IFPS for processing:

```
-TITLE IAFP
-ARCID ABC345
-ARCTYP MD90
-CEQPT SGRWY
-SEQPT S
-ADEP EGLL
-ESTDATA – PTID ETEBO – ETO 121206124200 – FL F330
-ROUTE N0430F330 BPK M185 CLN UL620 ETEBO
-ADES EKCH
-PBN B2
```

### 135.1 General Procedures

#### Example of an AFP with a change of route from the associated flight plan:

Original flight plan:

```
(FPL-ABC345-IS
-MD90/M-SGRWY/S
-EGLL1200
-N0430F330 BPK M185 CLN UL620 ARTOV UP44 SOMVA UP155 ANDIK UN873 JUIST
UP729 DOSUR P729 TUDLO
```

---

**IFPS USERS MANUAL**


---

-EKCH0130  
-PBN/B2 DOF/121206)

**AFP** submitted to the IFPS for processing:

-TITLE IAFP  
-ARCID ABC345  
-ARCTYP MD90  
-CEQPT SGRWY  
-SEQPT S  
-ADEP EGLL  
-ESTDATA-PTID ETEBO-ETO 121206124200-FL F330  
-ROUTE N0430F330 CLN UL620 ARNEM UP147 RKN UL980 ETEBO  
-ADES EKCH  
-PBN B2

**ACH** presented to the IFPS staff for manual processing:

(ACH-ABC345-EGLL1200-EKCH-14/ETEBO/1224F330-15/N0430F330 BPK M185 CLN UL620 ARNEM UG9 ETEBO APPEND DCT DHE UP729 DOSUR P729 TUDLO TUDLO1F-18/PBN/B2 DOF/121206 ORGN/EDYYZQZA SRC/AFP)  
**-COMMENT ###FPD.F15:** N0430F330 BPK M185 CLN UL620 ARTOV UP44 SOMVA UP155 ANDIK UN873 JUIST UP729 DOSUR P729 TUDLO)

**Note** The system shall present the FPD.F15 part of the message outside the closing bracket of the invalid message

With the warning and error:

WARN256: ACH built from an IAFP  
ROUTE303: NO VALID ROUTE FOUND TO CONNECT TO FLIGHT ROUTE.

After building a new RAD-compliant routing from the clearance limit given in the AFP to the destination, the **ACH** corrected by the IFPS staff should read:

(ACH-ABC345-EGLL1200-EKCH-14/ARTOV/1224F330-15/N0430F330 BPK M185 CLN UL620 ARNEM UG9 ETEBO **APPEND UL980 DLE UL190 HAM UP605 MEGAR P605 GESKA T57 MONAK**-18/PBN/B2 DOF/121206 ORGN/EDYYZQZA SRC/AFP)

APL output by the IFPS in ICAO format:

(APL -ABC345-IS  
-MD90/M-SGRWY/S  
-EGLL1200  
-ARTOV/1224F330  
-N0430F330 BPK M185 CLN UL620 ARNEM UG9 ETEBO **UL980 DLE UL190 HAM UP605 MEGAR P605 GESKA T57 MONAK**-EKCH0130  
-PBN/B2 DOF/121206 ORGN/EDYYZQZA SRC/AFP)

## 136. AFP FOR A CHANGE OF REQUESTED CRUISING LEVEL

### 1) *General*

The implementation of the AFP message for a change of requested cruising flight level is covered by the following ESSIP/SLOa:

**FCM03-ASP09 – Automatically provide AFP message for a change of requested cruising level.**

### (2) *Requirements*

An AFP message shall be **sent to IFPS automatically in ADEXP format** by an ATC Centre when **the** requested cruising level **on exit from the Area of Responsibility (AoR)** of the **centre** is changed when compared **to** the last **flight plan** route information received from the IFPS.

Such an AFP shall only be submitted to the IFPS for changes to requested cruising levels (**see second Note below**), and not to intermediate levels or to flight levels assigned on a tactical basis by ATC **and only for requested cruising levels changes that are applicable from a point before the top of descent.**

**Note** AFP messages for changes of requested cruising level shall not be transmitted unless the following two conditions have been satisfied:

- **Local system support is provided to allow storing and updating of requested cruising levels by ATC;**
- **Associated operational procedures are put in place for the usage and updating of requested cruising levels by ATC.**

**Note** A requested cruising level **is a level requested by the operator/pilot to be maintained for a significant portion of the flight.** A possible example of where the requested cruising level should change is a non-RVSM equipped flight that has requested a cruising level above FL290 within the RVSM area. For such a flight a new requested cruising level below FL290 should be co-ordinated by ATC with the pilot and the new requested cruising level should be transmitted by ATC to the IFPS in an AFP message.

### (3) *Message Format*

**AFP messages for a change of requested flight level may only be submitted in ADEXP format (IAFP).**

An IAFP message for a change of requested cruising level that is submitted to the IFPS for processing shall contain at least the following information:

- Message title.
- Aircraft identification.
- Departure aerodrome.
- Estimate data.
- Route.
- Destination aerodrome.

**Please refer to section 133. ATC FLIGHT PLAN PROPOSAL MESSAGE (AFP), (2) Requirements for the specific requirements of each AFP field.**

The new requested cruising level shall be indicated in the route information.

Where the level change took place in a previous ATC Centre, or at the first point in the AFP route, the new requested level shall be indicated as the initial requested cruising level in the route.

---

**IFPS USERS MANUAL**

---

Where the level change is planned to take place within the airspace of the originator ATC Unit, the new requested cruising level shall be inserted in the route field at the point at which the level change is planned to take place.

**Example of an AFP with a change of requested cruising level from the associated flight plan**

Original flight plan:

(FPL-ABC345-IS  
-MD90/M-SGRWY/S  
-EGLL1200  
-N0430F330 BPK Q295 CLN UL620 ARTOV UP44 SOMVA UP155 ANDIK UN873 JUIST  
UP729 DOSUR P729 TUDLO  
-EKCH0130  
-PBN/B2 DOF/121206)

**AFP** submitted to the IFPS for processing:

-TITLE IAFP  
-ARCID ABC345  
-ARCTYP MD90  
-CEQPT SGRWY  
-SEQPT S  
-ADEP EGLL  
-ESTDATA-PTID ARTOV-ETO 121206122400-FL F290  
-ROUTE N0430F**310** BPK Q295 CLN UL620 ARTOV UP44 SOMVA UP155 ANDIK UN873  
JUIST UP729 DOSUR P729 TUDLO  
-ADES EKCH  
-PBN B2

**APL** output by the IFPS in ICAO format (if the new RFL makes the flight path enter an ATC center not penetrated in the original routeing):

(APL -ABC345-IS  
-MD90/M-SGRWY/S  
-EGLL1200  
-ARTOV/1224F290  
-N0430F**310** BPK Q295 CLN UL620 ARTOV UP44 SOMVA UP155 ANDIK UR12 BEDUM  
UN873 JUIST UP729 LUGAS  
-EKCH0130  
-PBN/B2 DOF/121206 ORGN/EGTTZGZN SRC/AFP)

**ACH** output by the IFPS in ICAO format:

(ACH-ABC346-EGLL1200-EKCH-DOF/121206-14/ARTOV/1000F290-15/N0430F330  
BPK/N0430F**310** Q295 CLN UL620 ARTOV UP44 SOMVA UP155 ANDIK UN873 JUIST  
UP729 DOSUR P729 TUDLO-18/PBN/B2 DOF/121206 ORGN/EGTTZGZN SRC/AFP)

(4)

### **System Processing**

Where an AFP for a change of requested cruising level is submitted to the IFPS for processing, the IFPS shall calculate a new flight profile based on that new level.

Compliance with route availability, RVSM and 8.33 kHz requirements shall be confirmed, based on the existing flight plan information plus the new requested cruising level, with that AFP failing processing where the requirements are not fully met.

**Note:** In the case of multiple requested cruising level in the flight plan route, the new RFL transmitted in the AFP will be applicable only to the part of the route until the next RFL found in the flight plan route.

## 137. AFP FOR A CHANGE OF AIRCRAFT TYPE

### 1) *General*

The implementation of the AFP message for a change of aircraft type is covered by the following ESSIP/SLOa:

**FCM03-ASP13 – Automatically provide AFP messages for a change of aircraft type.**

### (2) *Requirements*

An AFP message shall be **sent to IFPS automatically in ADEXP format** by an ATC Centre when that centre has **identified** that **a flight is operated with another aircraft type** when compared **to** the one indicated in the last flight plan data received from the IFPS.

### (3) *Message Format*

**AFP messages for a change of aircraft type may only be submitted in ADEXP format (IAFP).**

An IAFP message for a change of aircraft type that is submitted to the IFPS for processing shall contain at least the following information:

- Message title.
- Aircraft identification.
- Type of aircraft.
- Departure aerodrome.
- Estimate data.
- Destination aerodrome.

**Please refer to section 133. ATC FLIGHT PLAN PROPOSAL MESSAGE (AFP), (2) Requirements for the specific requirements of each AFP field.**

Normally, the aircraft equipment should also change together with the aircraft type. It is required that when a change of aircraft type is noted, the aircraft equipment is also confirmed by the ATC originator centre, and is included in the AFP message. At least the following equipment and capabilities should be confirmed where possible:

- 8.33 kHz equipment status.
- UHF equipment status.
- RVSM approval status.
- PBN if CEQPT contains the letter 'R'.

#### Example of an AFP with a change of aircraft type from the associated flight plan

Original flight plan:

```
(FPL-ABC345-IS
-MD90/M-SGRWY/S
-EGLL1200
-N0430F330 BPK Q295 CLN UL620 ARTOV UP44 SOMVA UP155 ANDIK UN873 JUIST
UP729 DOSUR P729 TUDLO
-EKCH0130
-PBN/B2 DOF/121206)
```

**AFP** submitted to the IFPS for processing:

```
-TITLE IAFP
-ARCID ABC345
-ARCTYP A321
-CEQPT SGRWY
-SEQPT S
-ADEP EGPLL
-ESTDATA-PTID ARTOV-ETO 121206122400-FL F330
-ROUTE N0430F330 BPK Q295 CLN UL620 ARTOV UP44 SOMVA UP155 ANDIK UN873
JUIST UP729 DOSUR P729 TUDLO
```

-ADES EKCH  
-PBN B2

**ACH** output by the IFPS in ICAO format:

(ACH-ABC123-EGLL1100-EKCH-DOF/121206-9/A321/M-14/ARTOV/1130F330  
-15/N0430F330 BPK Q295 CLN UL620 ARTOV UP44 SOMVA UP155 ANDIK UN873  
JUIST UP729 DOSUR P729 TUDLO-18/PBN/B2 DOF/130114 ORGN/EGTTZGZN  
SRC/AFP)

(4)

#### ***System Processing***

Where an aircraft type is updated by an AFP message, the IFPS shall recalculate the profile of that flight using the performance characteristics of that new aircraft type. Should the revised profile contain errors such as RAD or route availability, the IFPS staff shall force that message through manual processing and attach the appropriate IFP indicators.

Where an aircraft type is updated by an AFP message, but no update to the aircraft equipment is included, the IFPS shall retain the equipment information in the existing flight plan.

## 138. AFP FOR A CHANGE OF FLIGHT RULES (IFR/VFR)

### 1) *General*

The implementation of the AFP message for a change of flight rules or flight type is covered by the following ESSIP/SLOa:

**FCM03-ASP08 – Automatically provide AFP message for a change of flight rules or flight type.**

### (2) *Requirements*

An AFP message shall be **sent to the IFPS automatically in ADEXP format** by an ATC Centre when the flight rules of a flight for part or the whole route are changed when compared with the flight rules indicated in the last flight plan data information received from the IFPS.

The AFP message shall contain the new flight rules of that flight.

### (3) *Message Format*

**AFP messages for a change of flight rules may only be submitted in ADEXP format (IAFP).**

An IAFP message for a change of flight rules that is submitted to the IFPS for processing shall contain at least the following information:

- Message title.
- Aircraft identification.
- Flight rules.
- Departure aerodrome.
- Estimate data.
- Route.
- Destination aerodrome.

**Please refer to section 133. ATC FLIGHT PLAN PROPOSAL MESSAGE (AFP), (2) Requirements for the specific requirements of each AFP field.**

The route information shall include the appropriate flight rules indicators (IFR/VFR) and any necessary associated speed or level information inserted at the point at which the change is planned to take place.

#### Example of an AFP with a change of flight rules from the associated flight plan

Original flight plan:

(FPL-ABC645-IS  
-BE9L/L-SGRWY/N  
-EGLL1200  
-N0240F290 BPK Q295 CLN UL620 ARTOV UP44 SOMVA UP155 ANDIK UN873 JUIST  
UP729 DOSUR P729 TUDLO  
-EKCH0130  
-PBN/B2 DOF/121206)

**AFP** submitted to the IFPS for processing:

-TITLE IAFP  
-ARCID ABC645  
-FLTRUL Y  
-ARCTYP BE9L  
-CEQPT SGRWY  
-SEQPT S  
-ADEP EGLL  
-ESTDATA-PTID ARTOV-ETO 121206122400-FL F290  
-ROUTE N0240F290 BPK Q295 CLN UL620 ARTOV UP44 SOMVA UP155 ANDIK UN873  
JUIST UP729 DOSUR/**N0430F230 VFR**  
-ADES EKCH  
-PBN B2

**ACH** output by the IFPS in ICAO format:

(ACH-ABC645-EGLL1100-EKCH-DOF/121206-8/YS-14/ARTOV/1145F290  
-15/N0240F290 BPK Q295 CLN UL620 ARTOV UP44 SOMVA UP155 ANDIK UN873  
JUIST UP729 **DOSUR/N0430F230 VFR**-18/PBN/B2 DOF/130114 ORGN/EGTTZGZN  
SRC/AFP)



## 139. AFP FOR A CHANGE OF FLIGHT TYPE

### 1) *General*

The implementation of the AFP message for a change of flight rules or flight type is covered by the following ESSIP/SLOa:

**FCM03-ASP08 – Automatically provide AFP message for a change of flight rules or flight type.**

### (2) *Requirements*

An AFP message shall be **sent to IFPS automatically in ADEXP** by an ATC Centre when the flight type of a flight for a part or the whole route are changed when compared with the flight type indicated in the last flight plan data information received from the IFPS.

**Note** This requirement does not refer to a change to the type of flight information held in Item 8: Flight Rules and Type of Flight of a flight plan, but to a change of the type of flight from GAT to OAT or from OAT to GAT that may be indicated in the route **field**.

### (3) *Message Format*

**AFP messages for a change of flight type may only be submitted in ADEXP format (IAFP).**

An **IAFP** message for a change of flight type that is submitted to the IFPS for processing shall contain at least the following information:

- Message title.
- Aircraft identification.
- Departure aerodrome.
- Estimate data.
- Route.
- Destination aerodrome.

**Please refer to section 133. ATC FLIGHT PLAN PROPOSAL MESSAGE (AFP), (2) Requirements for the specific requirements of each AFP field.**

The route information shall include the appropriate flight type change indicators (**OAT/GAT**) and any necessary associated speed or level information inserted at the point at which the change is planned to take place.

#### Example of an AFP with a change of flight type from the associated flight plan

Original flight plan:

```
(FPL-AF345-IM
-BE9L/L-SGRWY/S
-EGLL1200
-N0240F290 BPK Q295 CLN UL620 ARTOV UP44 SOMVA UP155 ANDIK UN873 JUIST
UP729 DOSUR P729 TUDLO
-EKCH0130
-PBN/B2 DOF/121206)
```

AFP submitted to the IFPS for processing:

```
-TITLE IAFP
-ARCID AF345
-FLTTYP G
-ARCTYP BE9L
-CEQPT SGRWY
-SEQPT S
```

-ADEP EGLL  
-ESTDATA – PTID ARTOV – ETO 121206123200 – FL F290  
-ROUTE N02400F290 BPK Q295 CLN OAT DCT ARTOV GAT UP44 SOMVA UP155  
ANDIK UN873 JUIST UP729 DOSUR P729 TUDLO  
-ADES EKCH  
-PBN B2

ACH output by the IFPS in ICAO format:

(ACH-ABC345- EGLL1200- EKCH-DOF/121206-8/IG-14/ARTOV/1232F290-15/N0240F290  
BPK Q295 CLN OAT DCT ARTOV GAT UP44 SOMVA UP155 ANDIK UN873 JUIST UP729  
DOSUR P729 TUDLO-18/PBN/B2 DOF/121206 ORGN/EGTTZGZN SRC/AFP)

## 140. AFP FOR DIVERSION

### 1) *General*

The implementation of the AFP message for a diversion is covered by the following ESSIP/SLOa:

**FCM03-ASP07 – Automatically provide AFP message for a diversion.**

### (2) *Requirements*

An IAFP message shall be **sent to IFPS automatically in ADEXP format** by an ATC Centre when there is a change to the destination aerodrome indicated in the last message received from the IFPS.

### (3) *Message Format*

**AFP messages for a change of destination may only be submitted in ADEXP format (IAFP).**

An IAFP for a change of destination that is submitted to the IFPS for processing shall contain at least the following information:

- Message title.
- Aircraft identification.
- Departure aerodrome.
- Estimate data.
- Route.
- **Original** destination aerodrome.
- New destination aerodrome.

**Please refer to section 133. ATC FLIGHT PLAN PROPOSAL MESSAGE (AFP), (2) Requirements for the specific requirements of each AFP field.**

**The new destination aerodrome shall be included in the ADEXP primary field ADES.**

**The original destination aerodrome shall be included in the ADEXP primary field ADESOLD.**

**In case a flight is subject to multiple diversions, all related diversion AFP messages shall contain in the ADESOLD field the original destination aerodrome, as provided in the original filed flight plan, for message association purposes.**

**If used, the DESTZ ADEXP field shall contain the name of the new destination aerodrome.**

**The route field shall contain the route segment planned to be flown inside the airspace of the originator ATC centre towards the new destination aerodrome.**

#### Example of an IAFP submitted to the IFPS for processing

```
-TITLE IAFP
-ARCID ABC345
-ARCTYP MD90
-CEQPT SGRWY
-SEQPT C
-ADEP EGLL
-ESTDATA-PTID ETEBO-ETO 121206124200-FL F330
-ROUTE N0430F330 BPK Q295 CLN UL620 ETEBO
-ADES EHAM
-ADESOLD EKCH
-PBN B2
```

## 140.1 General Procedures

### Example of an IAFP with a change of destination from the associated flight plan

Original flight plan:

(FPL-ABC345-IS  
-MD90/M-SGRWY/C  
-EGLL1200  
-N0430F330 BPK Q295 CLN UL620 ARTOV UP44 SOMVA UP155 ANDIK UN873 JUIST  
UP729 DOSUR P729 TUDLO  
-EKCH0130  
-PBN/B2 DOF/121206)

**IAFP** submitted to the IFPS for processing:

-TITLE IAFP  
-ARCID ABC345  
-ARCTYP MD90  
-CEQPT SGRWY  
-SEQPT C  
-ADEP EGLL  
-ESTDATA-PTID TULIP-ETO 121206124200-FL F330  
-ROUTE N0430F330 BPK Q295 CLN UL620 TULIP  
-ADES EHAM  
-ADESOLD EKCH  
-PBN B2

**ACH** presented to the IFPS staff for manual processing:

-TITLE IACH  
-ADEP EGLL  
-ADES EHAM  
-ADESOLD EKCH  
-ARCID ABC345  
-ARCTYP MD90  
-CEQPT SGRWY  
-EOBD 130114  
-EOBT 1200  
-SEQPT S  
-WKTRC M  
-PBN B2  
-SRC AFP  
-FLTRUL I  
-FLTTYP C  
-ROUTE N0430F330 BPK7F BPK Q295 CLN UL620 TULIP AFPEND UL620 PAM UN872  
NIK UL179 HELEN  
HELEN1A  
-ESTDATA -PTID TULIP -ETO 130114124500 -FL F330  
-COMMENT ###FPD.F15: N0430F330 BPK Q295 CLN UL620 ARTOV UP44 SOMVA  
UP155 ANDIK UN873 JUIST UP729 DOSUR P729 TUDLO

With the warning:

WARN256: ACH built from an IAFP  
ROUTE41: ROUTE CONTAINS A SYSTEM GENERATED PORTION, PLEASE CHECK.

After calculating a new RAD-compliant routing from the clearance limit given in the AFP to the new destination, the ACH should read:

---

**IFPS USERS MANUAL**

---

(ACH-ABC345-EGLL1200-EKCH-DOF/121206-14/TULIP/1245F330  
-15/N0430F330 BPK Q295 CLN UL620 PAM UN872 NIK UL179 HELEN  
-16/EHAM0130-18/PBN/B2 DOF/130114 ORGN/ EDYYZQZA SRC/DIV EKCH)

APL output by the IFPS in ICAO format:

(APL-ABC345-IS  
-MD90/M-SGRWY/C  
-EGLL1200  
-ARTOV/1224F330  
-N0430F330 BPK Q295 CLN UL620 PAM UN872 NIK UL179 HELEN  
-EHAM0130  
- PBN/B2 DOF/121206 ORGN/EDYYZQZX SRC/DIV EKCH)

## 140.2 Processing an IAFP with a new Destination

Where an IAFP message is submitted by an ATC Centre to the IFPS for processing due to a change of destination, all errors related to that new profile (RAD errors, CDR errors, etc) that may result from the cleared route given in the submitted IAFP shall be forced through automatic processing by the IFPS.

Where the route given in the IAFP is incomplete, a logical and correct route shall be built by the IFPS staff to connect the last point given in the IAFP route to the new destination aerodrome or where that flight exits the IFPZ. The route given in the IAFP must not be modified in any way. Any route built to connect the last point in the IAFP to the destination or where that flight exits the IFPZ must ensure compliance with all relevant RAD restrictions.

Where the message relates to a military flight, regardless of whether the automatic route-building by the IFPS is successful or not, to allow for any necessary confirmation of diplomatic clearances, that message shall be passed to the IFPS staff with the a warning message attached:

ROUTE305: ROUTE CONTAINS A SYSTEM GENERATED PORTION AND FLIGHT TYPE MAY BE MILITARY. PLEASE CHECK.

The IFPS staff should check the flight plan history for any previously-submitted flight plan related to that flight, as historical flight plan data relating to the IAFP may be used as a guideline to build the APL route from the last point in the IAFP to the destination or where that flight exits the IFPZ. However, any invalid route portions in such historical data should not be used, as the route created by IFPS be made RAD- and route availability- compliant.

**INTENTIONALLY LEFT BLANK**

## 141. AFP FOR A CHANGE OF AIRCRAFT EQUIPMENT

### 1) *General*

The implementation of the AFP message for a change of aircraft equipment is covered by the following ESSIP/SLOa:

**FCM03-ASP08 – Automatically provide AFP messages for a change of aircraft equipment.**

### (2) *Requirements*

An AFP message shall be **sent to the IFPS automatically in ADEXP format** by an ATC **Center** when the aircraft equipment is different when compared with the one indicated in the last flight plan data received from the IFPS.

Changes to any of the equipment information corresponding to the ICAO Field Type 10a and 10b may be transmitted.

### (3) *Message Format*

**AFP messages for a change of aircraft equipment may only be submitted in ADEXP format (IAFP).**

An IAFP message for a change of aircraft equipment that is submitted to the IFPS for processing shall contain at least the following information:

- Message title.
- Aircraft identification.
- Type of aircraft.
- Revised aircraft equipment.
- Departure aerodrome.
- Estimate data.
- Destination aerodrome.

**Please refer to section 133. ATC FLIGHT PLAN PROPOSAL MESSAGE (AFP), (2) Requirements for the specific requirements of each AFP field**

The revised aircraft equipment shall start by –BEGIN EQCST and finish by –END EQCST and in between, each addition or deletion of equipment when compared to the equipment of the stored flight plan shall be preceded by –EQPT

For a change of equipment corresponding to ICAO Field Type 10a the format is as follows:

–EQPT equipment designator/status

The status can be: NO for NO, EQ for Equipped or UN for Unknown

#### **Example:**

–EQPT W/UN –EQPT R/NO –EQPT Y/EQ

For a change of equipment corresponding to ICAO Field Type 10b, the surveillance is classified by class with specific designators in each class as follows:

Class	Designators
A	A, C
S	E, H, I, L, P, S, X
ADSB	B1, B2, U1, U2, V1, V2
ADSC	D1, G1

---

**IFPS USERS MANUAL**

---

The surveillance equipment can be amended by class. The format is as follows:

-SUREQPT Class/Status/equipment designator

Example:

-SUREQPT S/EQ/E –SUREQPT ADSB/NO/B1 –SUREQPT ADSC/EQ/D1

Example of an IAFP with a change of equipment from the associated flight plan

Original flight plan:

(FPL-ABC123-IN

-F100/M-SGRWY/C

-LPPR0600

-N0422F340 TURON UP600 STG UN741 KEPER

-LFPG0155

-PBN/B2 DOF/121206)

IAFP submitted to the IFPS for processing:

-TITLE IAFP

-ARCID ABC123

-ARCTYP F100

**-BEGIN EQCST**

**-EQPT W/NO –SUREQPT S/EQ/E**

**-END EQCST**

-ADEP LPPR

-ESTDATA-PTID TURON -ETO 121206064000-FL F210

-ADES LFPG

-PBN B2

ACH output by the IFPS in ICAO format:

(ACH-ABC123-LPPR0600-LFPG-DOF/121206-9/F100/M-10/SGRY/CE-

14/TURON/0430F210-15/N0430F340 TURON UP600 STG UN741 KEPER-18/PBN/B2

DOF/121206 ORGN/LFBBZQZX SRC/AFP)

(4)

### **System Processing**

Where an IAFP for a change of equipment is submitted to the IFPS for processing, the IFPS shall calculate a new flight profile and compare it with the new equipment. Compliance with RVSM and 8.33kHz requirements shall be confirmed, with that IAFP failing automatic processing where the requirements are not fully met.

Where the route given in the IAFP is incomplete and differs from the original flight planned route, a logical and correct route shall be built by the IFPS staff to connect the last point given in the IAFP route to the destination aerodrome or where that flight exits the IFPZ. The route given in the IAFP must not be modified in any way. Any route built to connect the last point in the IAFP to the destination or where that flight exits the IFPZ must ensure compliance with all relevant RAD restrictions, route availability and compliance with the new aircraft equipment.

Where the message relates to a military flight, regardless of whether the automatic route-building by the IFPS is successful or not, to allow for any necessary confirmation of diplomatic clearances, that message shall be passed to the IFPS staff with a warning message.

The IFPS staff should check the flight plan history for any previously-submitted flight plan related to that flight, as historical flight plan data relating to the IAFP may be used as a guideline to build the APL route from the last point in the IAFP to the destination or where that flight exits the IFPZ. However, any invalid route portions in such historical data should not be used, as the route created by IFPS be made RAD, route availability and aircraft equipment compliant.



## 142. FLIGHT NOTIFICATION MESSAGE (FNM)

### (1) General

The Flight Notification Message (**FNM**) is an estimate message transmitted by Gander OACC for those flights entering the North Atlantic airspace via Gander. The message is automatically generated at the oceanic entry point where the oceanic clearance is issued for that flight, and gives the complete oceanic routeing, with an estimate for the oceanic exit point.

Where an FNM is received, the IFPS shall associate the message with any existing relevant flight plan. In the event that the route details given in the FNM differ from those given in the original flight plan, or where no associated flight plan exists with the IFPS, the system shall automatically build a route to connect to the destination. Where this fails, the message shall be passed to the IFPS staff for manual correction.

The IFPS shall not distribute messages with title FNM; information submitted to the IFPS in the form of FNM shall be distributed as APL or ACH only, with source given as FNM.

The Aircraft Operator Control Centre (**AOCC**) shall receive an ACK message (containing a copy of the ACH) whenever an FNM associates with an existing flight plan and the resulting ACH contains a route different from the last filed FPL. The AOCC shall also receive an ACK message (containing a copy of the APL) where the FNM does not have a flight plan in the IFPS with which to associate.

### (2) Requirements

The IFPS shall accept flight notification messages submitted by Gander OACC for those eastbound trans-Atlantic flights entering the IFPZ.

For those eastbound trans-Atlantic flights entering the IFPZ, the IFPS shall confirm compliance with the traffic flow restrictions present in the RAD.

Where the oceanic exit point or landfall point given in the FNM differs from that given in the flight plan for such flights, the IFPS shall ensure that the revised route is compliant with the traffic flow restrictions present in the RAD. Where a route must be constructed by the IFPS to connect the clearance limit given in the FNM to either the destination or to make a logical and coherent connection with the existing flight plan route, that route shall, wherever possible, be made compliant with all relevant RVSM, 8.33 kHz, RAD and route availabilities.

### (3) Message Format

Item	ADEXP	FNM
3	TITLE	Compulsory
7a	ARCID	Compulsory
7b	SSRMODE	Optional
7c	SSRCODE	Optional
8a	FLTRUL	Not Allowed
8b	FLTTYP	Not Allowed
9a	NBARC	Optional
9b	ARCTYP	Compulsory
9c	WKTRC	Optional
10a	CEQPT	Not Allowed
10b	SEQPT	Not Allowed
13a	ADEP	Compulsory
13b	EOBT	Optional
14a,b,c	ESTDATA	Compulsory
14d,e	ESTDATA	Not Allowed
15a,b	SPEED & RFL	Optional

## IFPS USERS MANUAL

15c	ROUTE	Compulsory
16a	ADES	Compulsory
16b	TTLEET	Not Allowed
18	various elements	Restricted to EET, TYP, IFP, RVR, DOF, DEP & DEST

**Example of an FNM with no associated flight plan**

Submitted message:

(FNM-ABC234-A342/H-KORD-M080F360 LOGSU 49N050W 49N040W 49N030W  
50N020W SOMAX ATSUR T-LFPG-EST/ATSUR0601)

Message distributed by the IFPS after processing:

(APL-ABC234-IG

-A342/H-S/C

-KORD0844

-ATSUR/1500F360

-M080F360 LOGSU 49N050W 49N040W 49N030W 50N020W SOMAX DCT ATSUR DCT  
RATKA UN502 JSY UY111 INGOR UM25 DVL

-LFPG0750

-DOF/130114 IFP/833UNKNOWN RVSMUNKNOWN ORGN/CZQXZQZX SRC/FNM)

Example of an FNM with an associated flight plan:

Existing flight plan:

(FPL-ABC225-IS

-B772/H-SDE2E3FGHIJ3J4J5M1RWXY/LB1D1

-KDEN0240

-N0479F330 YELLO3 HANKI J148 ONL J114 GEP J21 DLH J533 YQT DCT YMO DCT YKL  
DCT HO/M080F370 DCT LOACH DCT 55N050W 55N040W 55N030W 55N020W DCT  
VENER/N0458F370 DCT KOKIB DCT LIFFY UL975 WAL UY53 NUGRA BNN1B

-EGLL0850 EGKK

-PBN/A1B1C1D1L1O1S1S2 EET/CZWG0139 CZYZ0154 CZUL0229 50N050W0431

50N040W0511 EGGX0549 51N020W0627 MASIT0659 EISN0700 EGTT0728 REG/GCHGS  
SEL/EHJK OPR/ABC DOF/130113 RALT/CYQX LPLA EGFF RMK/TCAS)

Submitted FNM:

(FNM-ABC225-B772/H-KDEN-M080F380 LOACH 55N050W 55N040W 55N030W 55N020W  
RESNO NETKI T-EGLL-EST/NETKI1007)

**ACH** presented to the IFPS staff, with warning:

(ACH-ABC225-KDEN0240-EGLL-14/NIBOG/1007F380-15/M080F380 LOACH 55N050W  
55N040W 55N030W 55N020W NIBOG DCT NETKI DCT LIFFY UL975 WAL UY53 NUGRA  
BNN1B -18/ PBN/A1B1C1D1L1O1S1S2 EET/CZWG0139 CZYZ0154 CZUL0229  
50N050W0431 50N040W0511 EGGX0549 51N020W0627 MASIT0659 EISN0700  
EGTT0728 REG/GCHGS SEL/EHJK OPR/ABC DOF/130113 RALT/CYQX LPLA EGFF  
RMK/TCAS SRC/FNM ORGN/CZQXZQZX)

WARN256: ACH built from an IFNM

ROUTE41: ROUTE CONTAINS A SYSTEM GENERATED PORTION. PLEASE CHECK.

**ACH** distributed by the IFPS after manual correction/check of the route by the IFPS staff:

(ACH-ABC225-KDEN0600-EGLL-14/NETKI/1440F380

-15/M080F380 LOACH 55N050W 55N040W 55N030W 55N020W RESNO DCT NETKI

DCT LIFFY UL975 WAL UY53 NUGRA-18/ PBN/A1B1C1D1L1O1S1S2 EET/CZWG0139  
CZYZ0154 CZUL0229 50N050W0431 50N040W0511 EGGX0549 51N020W0627

MASIT0659 EISN0700 EGTT0728 REG/GCHGS SEL/EHJK OPR/ABC DOF/130113  
RALT/CYQX LPLA EGFF RMK/TCAS SRC/FNM ORGN/CZQXZQZX)

**(4) System Processing**

On receipt of an FNM, the IFPS shall check for any existing associated flight plan. Where such is found, the IFPS shall treat that FNM as an amendment message; where no such flight plan exists, the IFPS shall process that FNM as an APL.

Where a submitted FNM does not include all optional items, the IFPS shall assume no change from those items as specified in the original flight plan where such exists. If no associated flight plan has been received by the IFPS, default values shall be inserted into those optional items that have not been completed.

When processed by the IFPS, flight notification messages shall be distributed as ACH or APL, with source FNM.

**142.1 General Procedures**

When processing flight notification messages, the IFPS staff shall not be required to coordinate any necessary route modifications with the message originator.

Those FNM that are passed for manual treatment by the IFPS staff shall only have those modifications made to the route that are entirely necessary.

Where a route must be constructed by the IFPS to connect the clearance limit given in the FNM to either the destination (or where that flight exits the IFPZ) or to make a logical and coherent connection with the existing flight plan route, that route shall, wherever possible, be made compliant with all relevant RVSM, 8.33kHz, RAD and route availability restrictions.

**INTENTIONALLY LEFT BLANK**

## 143. MESSAGE FROM SHANWICK/SANTA MARIA (MFS)

(1)

### *General*

The Message from Shanwick/Santa Maria (**MFS**) is an estimate message transmitted by Shanwick OACC or Santa Maria OACC for those eastbound flights entering the Shanwick or Santa Maria airspaces. The message is automatically generated when the aircraft is 45 minutes before its oceanic exit point, and gives the estimate time for the oceanic exit point.

Where an MFS is received, the IFPS shall associate the message with any existing relevant flight plan. In the event that the route details given in the MFS differ from those given in the original flight plan, or where no associated flight plan exists with the IFPS, the system shall automatically build a route to connect to the destination. Where this fails, the message shall be passed to the IFPS staff for manual correction.

The IFPS shall not distribute messages with title MFS; information submitted to the IFPS in the form of MFS shall be distributed as APL or ACH only, and indicating that the source is an MFS.

The Aircraft Operator Control Centre (**AOCC**) shall receive an ACK message (containing a copy of the ACH) whenever an MFS associates with an existing flight plan and the resulting ACH contains a route different from the last filed FPL. The AOCC shall also receive an ACK message (containing a copy of the APL) where the MFS does not have a flight plan in the IFPS with which to associate.

(2)

### *Requirements*

The IFPS shall accept MFS submitted by Shanwick or Santa Maria for those eastbound trans-Atlantic flights entering the IFPZ.

For those eastbound trans-Atlantic flights entering the London, Scottish, Irish and Brest airspaces, those airspaces are defined in the RAD and relevant national AIPs as having mandatory oceanic exit routes and the IFPS shall confirm compliance with such. Where the oceanic exit point given in the MFS differs from that given in the flight plan for such flights, the IFPS shall ensure that the revised route is compliant with the appropriate mandatory routes. Where a route must be constructed by the IFPS to connect the clearance limit given in the landfall point in the MFS to either the destination (or where that flight exits the IFPZ) or to make a logical and coherent connection with the existing flight plan route, that route shall, wherever possible, be made compliant with all relevant RVSM, 8.33 kHz, RAD and route availability restrictions.

## IFPS USERS MANUAL

(3) *Message Format*

Item	ADEXP	MFS
3	TITLE	Compulsory
7a	ARCID	Compulsory
7b	SSRMODE	Optional
7c	SSRCODE	Optional
8a	FLTRUL	Not Allowed
8b	FLTTYP	Not Allowed
9a	NBARC	Optional
9b	ARCTYP	Compulsory
9c	WKTRC	Optional
10a	CEQPT	Not Allowed
10b	SEQPT	Not Allowed
13a	ADEP	Compulsory
13b	EOBT	Optional
14a,b,c	ESTDATA	Compulsory
14d,e	ESTDATA	Optional
15a,b	SPEED & RFL	Not Allowed
15c	ROUTE	Not Allowed
16a	ADES	Compulsory
16b	TTLEET	Not Allowed
18	various elements	Not Allowed

**Example of an MFS with no associated flight plan**

Submitted message: (MFS-ABC907-B763-KSEA-SUNOT/0601F370-LFPG-KESIX)

Message distributed by the IFPS after processing:

(APL-ABC907-IG  
 -B763/H-LOV/C  
 -KSEA0113  
 -SUNOT/0601F370  
 -N0459F370 SUNOT DCT KESIX DCT LEDGO UN160 NAKID UM25 DVL  
 -LFPG0952  
 -DOF/130115 IFP/833UNKNOWN RVSMUNKNOWN SRC/MFS ORGN/EGGXZOZX)

**Example of an MFS with an associated flight plan**

Existing flight plan:

(FPL-ABC225-IS  
 -B772/H-SDE1E3FGHIJ3J5J6M1M2RWXYZ/LB1D1  
 -KDEN0040  
 -M083F380 PORGY 58N050W 59N040W 59N030W 58N020W SUNOT/N0482F380 DCT  
 KESIX DCT MIMKU/N0427F350 UL10 WAL UY53 NUGRA  
 -EGLL0831 EGKK  
 -PBN/A1B1D1O1S2 NAV/RNVD1E2A1 SUR/TCAS DOF/130115 REG/GYMNN  
 EET/KZDV0007 KZMP0040 CZWG0138 CZYZ0153 CZUL0228 CZQX0333  
 58N050W0429 BGGL0446 CZQX0456 59N040W0506 EGGX0542 58N020W0620  
 SUNOT0641 KESIX0645 EGPX0702 EISN0711 EGPX0715 EGT0724 SEL/BKAE  
 CODE/4007F0 RVR/075 ORGN/EGLLPZPX RALT/CYYR EINN)

---

**IFPS USERS MANUAL**

---

Submitted MFS presented to the IFPS staff, with warning:

(MFS-ABC225-B772-KDEN-BILTO/0620F380-EGLL-BEGID)

**ACH** presented to the IFPS staff, with warning and error:

(ACH-ABC225-KDEN0040-EGLL-DOF/130115-14/BILTO/0620F380  
-15/N0482F380 BILTO DCT BEGID DCT MIMKU/N0427F350 UL10 WAL UY53 NUGRA  
BNN1B-18/ PBN/A1B1D1O1S2 NAV/RNVD1E2A1 SUR/TCAS DOF/130115 REG/GYMNN  
EET/KZDV0007 KZMP0040 CZWG0138 CZYZ0153 CZUL0228 CZQX0333  
58N050W0429 BGGL0446 CZQX0456 59N040W0506 EGGX0542 58N020W0620  
SUNOT0641 KESIX0645 EGPX0702 EISN0711 EGPX0715 EGTT0724 SEL/BKAE  
CODE/4007F0 RVR/075 RALT/CYYR EINN ORGN/EGGXZQZX SRC/MFS)

WARN256: ACH built from an IMFS

ROUTE41: ROUTE CONTAINS A SYSTEM GENERATED PORTION. PLEASE CHECK.

ACH distributed by the IFPS after manual correction/check of the route by the IFPS staff:

(ACH-ABC225-KDEN0040-EGLL-DOF/130115-14/BILTO/0620F380  
-15/N0482F380 BILTO DCT BEGID DCT MIMKU/N0427F350 UL10 WAL UY53  
NUGRA-18/PBN/A1B1D1O1S2 NAV/RNVD1E2A1 SUR/TCAS DOF/130115 REG/GYMNN  
EET/KZDV0007 KZMP0040 CZWG0138 CZYZ0153 CZUL0228 CZQX0333  
58N050W0429 BGGL0446 CZQX0456 59N040W0506 EGGX0542 58N020W0620  
SUNOT0641 KESIX0645 EGPX0702 EISN0711 EGPX0715 EGTT0724 SEL/BKAE  
CODE/4007F0 RVR/075 RALT/CYYR EINN ORGN/EGGXZQZX SRC/MFS)

(4)

### **System Processing**

On receipt of an MFS, the IFPS shall check for any existing associated flight plan. Where such is found, the IFPS shall treat that MFS as an amendment message; where no such flight plan exists, the IFPS shall process that MFS as an APL.

Where a submitted MFS does not include all optional items, the IFPS shall assume no change from those items as specified in the original flight plan where such exists. If no associated flight plan has been received by the IFPS, default values shall be inserted into those optional items that have not been completed.

When processed by the IFPS, flight notification messages shall be distributed as ACH or APL, with source MFS.

## **143.1 General Procedures**

When processing MFS, the IFPS staff shall not be required to co-ordinate any necessary route modifications with the message originator.

Those MFS that are passed for manual treatment by the IFPS staff shall only have those modifications made to the route that are entirely necessary.

Where a route must be constructed by the IFPS to connect the clearance limit given in the landfall point in the MFS to either the destination (or where that flight exits the IFPZ) or to make a logical and coherent connection with the existing flight plan route, that route shall, wherever possible, be made compliant with all relevant RVSM, 8.33kHz, RAD and route availability restrictions.

When errors are raised on the route portion right after the landfall point, the IFPS staff shall ensure that a re-routing does not take place on the route portion upstream of the landfall point.

**INTENTIONALLY LEFT BLANK**



## 144. ATC FLIGHT PLAN (APL)

### (1) *General*

The ATC flight plan (**APL**) is that flight plan message type distributed by the IFPS upon receipt and successful processing of an FNM, MFS, and AFP for which no valid associated flight plan exists in the IFPS or upon successful processing of an AFP for a change of requested flight level or change of route which results in a new ATC unit being concerned by the amended flight trajectory.

The APL message distributed by the IFPS shall represent information relevant to a flight as submitted to the IFPS by an ATC unit.

On receipt of AFP, FNM and MFS messages, the IFPS shall check for any associated flight plan. Where such is found, the IFPS shall output any changes from the original flight plan as a change message with title ACH. Where it is necessary to transmit the full flight details to a previously un-addressed ATCU due to a change in the trajectory of that flight caused by the new information that flight plan information shall be sent as a message with title APL.

Where no associated flight plan is found, the IFPS shall distribute the details of the AFP, FNM or MFS messages in the form of an APL message to the relevant ATCU.

### (2) *Requirements*

The IFPS shall accept those messages with title AFP, FNM or MFS relating to IFR/GAT flights or parts thereof operating wholly or partly within the IFPZ that result in the creation of APL messages.

Where the message submitted to the IFPS contains incomplete route details, the IFPS staff shall construct a logical route to connect the last point given in the submitted message to either the aerodrome of destination (or where that flight exits the IFPZ), or to a logical connecting point on the existing route given in the flight plan.

Any such constructed route shall, wherever possible, take into account all routing restrictions of RAD, RVSM, 8.33 kHz and route availability.

### (3) *Message Format*

The APL is generated within the IFPS from AFP, FNM and MFS messages.

### (4) *System Processing*

Where a submitted AFP, FNM or MFS does not include all optional items, the IFPS shall assume no change from those items as specified in the original flight plan where such exists.

Certain default values are used by the IFPS when processing AFP, FNM or MFS that have no associated flight plan from which to extract those values, and the submitted messages do not contain that information.

The default values assumed by the IFPS when creating an APL for a missing flight plan shall be:

– Flight rules	–	<b>I</b>
– Flight type	–	<b>G</b>
– Communications equipment	–	<b>S</b>
– Surveillance equipment	–	<b>C</b>

**INTENTIONALLY LEFT BLANK**

## 145. ATC FLIGHT PLAN CHANGE (ACH)

### (1) *General*

The ATC flight plan change (**ACH**) is that change message type distributed by the IFPS upon receipt and successful processing of an FNM, MFS, and AFP for which a valid associated flight plan exists in the IFPS.

The ACH distributed by the IFPS shall represent information relevant to a flight as submitted to the IFPS by an ATCU.

On receipt of AFP, FNM and MFS messages, the IFPS shall check for any associated flight plan. Where such is found, the IFPS shall output any changes from the original flight plan as a change message with title ACH.

### (2) *Requirements*

The IFPS shall accept those messages with title AFP, FNM or MFS relating to IFR/GAT flights or parts thereof operating wholly or partly within the IFPZ that result in the creation of ACHs.

Where the message submitted to the IFPS contains incomplete route details, the IFPS staff shall construct a route to connect the last point given in the submitted message either to a logical connecting point on the existing route given in the flight plan or to the aerodrome of destination (or where that flight exits the IFPZ).

Any such constructed route shall, wherever possible, take into account all routing restrictions of RAD, RVSM, 8.33 kHz and route availability.

### (3) *Message Format*

The ACH is generated within the IFPS from AFP, FNM and MFS messages.

### (4) *System Processing*

Where AFP, FNM and MFS messages submitted to the IFPS for processing associate with existing flight plans held by the IFPS, the IFPS shall produce an ACH to distribute those changes to the relevant ATCU downstream of the ATCU submitting the AFP, FNM or MFS message.

**INTENTIONALLY LEFT BLANK**

## 146. VOICE COMMUNICATIONS SYSTEM (VCS)

### (1) *General*

The Voice Communications System (**VCS**) is a device used for voice communications within the NMOC. It is a digitised telephone system that contains up to a maximum of 15000 stored telephone contact numbers for AOs, handling agencies, ATSU's and FMPs. As the total number of contact details is limited, not all message originators may be contacted by telephone when necessary. The majority of contacts that are held in the system are located within the IFPZ, but several of the more regular contacts world-wide are also stored.

Within the IFPS, a large part of the coordination to correct flight plans and associated messages in addition to the handling of general queries is carried out using the VCS. As such coordination is considered to be an official part of the processing procedures of IFPS. Therefore all calls, both incoming and outgoing, using this system are recorded. Such recordings are made for investigative purposes, and are retained for a period of 15 months.

### (2) *Requirements*

All telephone contact, both from and to the IFPS, related to flight plans and associated messages shall be made using the VCS.

All operational calls to the IFPS shall only use those contact numbers indicated in [see SECTION 2].

All verbal arrangements for the correction of flight plans and associated messages made between the IFPS staff and message originators using the VCS shall be considered an official contract between the two parties.

Co-ordination between the IFPS staff and message originators for the correction of flight plans and associated messages shall be made via the VCS only, and this method shall not be substituted by the use of the Transmit function.

### (4) *System Processing*

The VCS contains telephone contact numbers for a variety of organisations. In order to refine the search when an organisation's ICAO code is entered, each contact number has been grouped under one of several titles:

- FMP (Flow Management Position)
- ARO (ATS Reporting Office)
- FMU (Flow Management Unit)
- AO (Aircraft Operator)
- TWR (Aerodrome Tower)
- ACC (Area Control Centre)

## 146.1 General Procedure for Contingency Diversion of Voice Communications System (VCS)

It is possible to divert all incoming calls to an IFPS unit to the other unit either by the diverting IFPS unit or by means of an intervention by the VCS Support Team in the ENG Division. During extended outages (planned or unplanned) at an IFPS unit, the IFPS unit supervisors shall give consideration to arranging for all incoming calls at the unserviceable unit to be diverted to the other unit.

The explicit approval of the Operational Division management is required before requesting such an intervention.

**INTENTIONALLY LEFT BLANK**

## 147. THE TRANSMIT FUNCTION

### (1) *General*

The Transmit function is a tool that enables the IFPS staff to construct and send plain text messages to SITA and AFTN addresses directly from the IFPS workstations. The purpose of this function is to enhance the service offered by the IFPS, but it shall not be used to replace any part of that service.

### (2) *Requirements*

The Transmit function shall not be used to replace verbal co-ordination between the IFPS staff and the message originator where such co-ordination is required to correct any message.

The use of the Transmit function in any situation shall be dependent upon the workload of the IFPS staff at the time, and shall also be dependent upon the quality of submitted messages programme.

### (3) *Message Format*

The following pre-formatted texts are available for use by the IFPS staff:

PLEASE DO NOT SEND MESSAGES INTENDED FOR FLOW MANAGEMENT TO IFPS.  
INCORRECTLY ADDRESSED MESSAGES COULD CAUSE DELAYS FOR THE FLIGHTS  
CONCERNED.

BEST REGARDS NMOC BRUSSELS - IFPS

ORIGINATOR +++XXXXXXXX+++ HAS ADVISED THAT THE ADDITIONAL ADDRESS  
+++XXXXXXXX+++ IS UNKNOWN. THE MESSAGE HAS NOT BEEN RECEIVED BY THIS  
ADDRESS.

PLEASE CHECK AND REPEAT YOUR MESSAGE DIRECTLY TO THE CORRECT  
ADDRESS.

PLEASE DO NOT REPEAT THE MESSAGE TO IFPS.

BEST REGARDS NMOC BRUSSELS - IFPS

ON BEHALF OF <XXXXX> ATSU, XXXXZQZX, THE FOLLOWING FPL <KEYFIELDS>  
CONTAINS ROUTE INCONSISTENCIES FOR XXXX AIRSPACE.

XXXX ATSU, IN LINE WITH COMMISSION REGULATION (EC) NO 1033/2006 HAS  
INFORMED IFPS AND REQUESTS A

CHG TO BE SENT IN ORDER TO CORRECT THE ROUTE AS FOLLOWS

(\*\*\*\*\*AMOD MSG GOES HERE\*\*\*\*\*)

A CHG OR CNL+ REFILE SHOULD BE SENT AS SOON AS POSSIBLE.

BEST REGARDS EUROCONTROL NMOC – IFPS

YOUR FLIGHT PLAN MESSAGE WAS NOT VALID AND WE WERE NOT ABLE TO  
CONTACT YOU.

YOUR MESSAGE HAS BEEN REJECTED, PLEASE REFILE.

ONE POSSIBLE SOLUTION IS:

BEST REGARDS EUROCONTROL NMOC - IFPS

BEST REGARDS EUROCONTROL NMOC – IFPS

(SPL-ARCID/SSR MODE+CODE-ADEP+TIME-ADES+EET+ALTERNATE-  
REG/XXXX RMK/XXXX E/XXXX P/XXX R/X S/X J/X D/XX XXX C XXX A/XXXX N/XXXX  
C/XXXX)

FPL FOR ARCID-ADEP-ADES AVAILABLE, BUT NO ITEM 19 INFORMATION  
RECEIVED BY THE IFPS.

MESSAGE SENT TO THE IFPS FROM [\*\*SITA/\*\*AFTN] ADDRESS <XXXXX>

---

**IFPS USERS MANUAL**

---

NO FPL ARCID-ADEP-ADES HELD BY IFPS

YOUR DLA/CNL/CHG/DEP/ARR MESSAGE WAS TREATED MANUALLY BECAUSE OF INCORRECT ICAO 2012 FORMAT.

THE CORRECT FORMAT SHOULD READ:

(DLA-ARCID-ADEPEOBT-ADES-DOF/++++++)

(CNL-ARCID-ADEP-ADES-DOF/++++++)

(CHG-ARCID-ADEP-ADES-DOF/++++++-FIELD CHANGE)

(DEP-ARCID-ADEPATD-ADES-DOF/++++++)

(ARR-ARCID-ADEP-ADESATA-DOF/++++++)

In all these template messages, the text surrounded by +++ shall be manually replaced by the relevant details of the message involved by the IFPS staff preparing the message for transmission.

Where messages other than these pre-formatted texts are required, the information may be typed in manually or copied from other sources as necessary.

## 147.1 General Procedures

The Transmit function shall not be used to replace verbal co-ordination between the IFPS staff and the message originator where such co-ordination is required to correct any message.

The IFPS staff may use the Transmit function in the following situations:

- All the situations matching the pre-formatted texts listed above.

When the IFPS staff consider further explanation or information than is contained in a reject message would be of benefit to a message originator.

- To transmit a SPL upon receipt of an RQS message.
- To request information from a message originator, for example, a contact telephone number.
- To provide the correct contact details for ATFCM upon receipt of a message to do with flow regulation.
- To indicate the procedure necessary to bring forward the departure time of a flight.
- To relay /forward rerouting requests received from individual States (see 149.6).

The IFPS staff shall not use the Transmit Function in the following situation:

To provide a relay service for messages related to overflight permits, diplomatic clearances or messages of a political nature regarding flight plans distributed by the IFPS. The message originator address is included (in Item 18 under ORGN/) in all flight plans and associated messages sent out by the IFPS in order that any such messages may be sent directly to the message originator.



## 148. SERVICE AND OTHER NON-STANDARD MESSAGES

### (1) *General*

On occasion the IFPS receives plain text messages from a variety of different sources. Such messages may include:

- Internal aircraft operator company messages that may not be relevant for the IFPS.
- Overflight permission refusals from individual States.
- Requests from individual States that a particular flight alters its flight planned route.

and various other types of message.

Service messages are also received from communications centres indicating that they have received from the IFPS a message with an unknown local address, or requesting re-transmission of a particular message.

### (4) *System Processing*

All non-standard messages shall either be discarded or automatically rejected or be passed to the IFPS staff for manual processing.

### 148.1 Rerouting Requests from Individual States

<b>Explanation:</b>	A national authority may send the IFPS a message indicating the filed route a particular flight is not acceptable, and indicate an alternative routing.
<b>Instruction:</b>	<p>If the re-routing request is related to overflight permits, diplomatic clearance or of a political nature the IFPS staff shall not transmit/forward the message.</p> <p>In all other cases, on receipt of such a message, the IFPS staff shall open a Transmit window, insert the following text:</p> <p>'IFPS has received the following message from &lt;originator address&gt; &lt;original message text&gt; IFPS is taking no action on this matter and leaves all further action to yourselves' and send the message to the originator address of the flight plan.</p> <p>The IFPS staff shall raise an Ops Incident in Remedy CCMS, so that the originator of the message can be advised to send service messages in future directly to the originator of the flight plan and not to the IFPS.</p>

### 148.2 Internal Aircraft Operator Messages

<b>Explanation:</b>	Aircraft Operators occasionally send a copy of the fuel plan for a flight to the IFPS instead of, or as well as, the ICAO flight plan. Such messages are often several pages long, and are received as several individual messages.
<b>Instruction:</b>	The originator of such messages should be contacted and advised that the IFPS does not accept fuel plans and requested to refile, if and where necessary, a flight plan in the correct format.

---

**IFPS USERS MANUAL**


---

**148.3 Service Messages Requesting Re-transmission of a Particular Message**

<b>Explanation:</b>	Communications service centres occasionally receive corrupted or incomplete messages, and may send a request for the re-transmission of such messages.
<b>Instruction:</b>	On receipt of such a message, the IFPS staff shall retrieve the relevant message from the IFPS Output log files.  On locating the message in the valid flight plan log, the IFPS staff shall make a manual Transmit of the requested message to the service message originator's address.

**148.4 Service Messages Indicating an Unknown Local Address**

<b>Explanation:</b>	Where the IFPS transmits a message to an unknown address, the communications centre dealing with that address may return a service message ( <b>SVC</b> ) or a free text message to the IFPS indicating the incorrect address and the date/time group of the transmitted message. No details of the callsign are included in such messages.
<b>Instruction:</b>	On receipt of such a message, the IFPS staff shall retrieve the relevant message from the IFPS Output log files.  Where the address has been generated automatically by the IFPS, an Ops Incident shall be raised in Remedy CCMS.  Where the incorrect address originates from the re-addressing function (AD line), then the IFPS staff shall send a message to the originator of that message informing them of the error.  The service message shall be deleted by the IFPS staff.

**148.5 Other Free text Messages and TAF/METAR messages**

<b>Explanation:</b>	A free text message or a TAF/METAR message has been addressed to the IFPS.
<b>Instruction:</b>	The message shall be deleted by the IFPS staff.

## 149. IFPS UNSERVICEABILITIES

### (1) *General*

The IFPS consists of two units (IFPS units: FP1, Haren and FP2, Brétigny). The IFPU1 Unit processes all messages while the IFPU2 Unit is the back-up.

Under normal operating conditions, an IFPS unit role exists where each IFPS unit has a certain role with respect to an IFPS Group; that role may be:

### 149.1 Responsible (IFPU1)

Where that IFPS unit shall be responsible for processing messages relating to flights departing within that aerodrome group.

### 149.2 Backup (IFPU2)

Where that IFPS unit shall not be responsible for processing messages relating to flights departing within that aerodrome group. Such messages shall be stored in the backup file of that IFPS unit.

### 149.3 None

Where one IFPS unit does not have either the role of Responsible or Backup for processing messages from an aerodrome group. Under the current organisation of IFPS units, this role only occurs during the full shutdown of an IFPS unit, normally for maintenance.

Should the Responsible IFPS unit suffer a critical failure, and the repair time is so long that message processing may start to suffer a significant effect, then the IFPS Contingency Plan requires that the Backup IFPS unit be able to take over responsibility for the failed IFPS unit. In this plan, the Backup IFPS unit may be instructed by the CSO to take over responsibility for the failed IFPS units aerodrome groups until that IFPS unit can be returned to service.

The decision to take over the responsibility will only be taken after an assessment of all factors, as a take-over, whether partial or whole, will have a significant impact on the operation of both IFPS units.

An IFPS unit having taken over responsibility for processing traffic following the failure of the other unit may experience some delay in processing new messages while the IFPS reprocesses existing flight plan data from Back-up to Responsible before processing new data.

### 149.4 General Procedures

### 149.5 IFPS Remote Login

A remote login facility has been developed to enable IFPS workstations at one IFPS unit to log in to and process the messages of the other IFPS unit.

Under normal conditions this facility remains inactive, and it is preferable to keep any periods where it is used to the minimum.

The IFPS unit supervisor managing the remote login shall advise the IFPS staff on the optimum processing strategy to be used based on experience and advice from technical staff and the Operational Division management.

Before any decision to activate the remote login facility is made, the IFPS unit supervisors shall consider all other alternatives such as aerodrome group switchover, calling in staff on overtime, etc.

The IFPS unit supervisor shall request CSO to advise whether the remote login can be used in the event of any serious technical problem affecting either IFPS unit.

The IFPS unit supervisor is authorised to request CSO to activate the remote login facility in the following circumstances:

- in case of failure at either IFPS unit, CSO shall establish that the workstations of the failed IFPS unit might still be used to log in to the serviceable IFPS unit, if required, to assist in dealing with the increased workload;
- where there is a severe temporary imbalance of the workload between the two IFPS units, and one IFPS unit has a significant capacity to assist the other;
- should there be a failure of local IFPS unit workstations, during which failure the contribution of the remote operator login is needed.

The IFPS unit supervisor shall inform the COM and Operational Division management each time the remote login facility is activated.

Close coordination between IFPS unit supervisors and with CSO shall be maintained during any utilisation of the remote login facility.

## 150. SYSTEM MAINTENANCE AND INTERVENTIONS

(1) *General*

### 150.1 System Maintenance

Regular preventative maintenance is required on the NM operational systems at both IFPS units. During these maintenance windows, the concerned IFPS units shall not process any flight plans or associated messages, nor shall they have access to any of the normal systems or databases.

Maintenance windows shall normally be scheduled for every second week in each IFPS unit, with alternate units undergoing the maintenance each week. The times of the maintenance windows in each unit are as indicated below (all times in UTC):

Section	Maintenance Window	Summer	Winter
FP2 (Brétigny)	Monday night/Tuesday morning	2300-0000	0000-0100
FP1 (Haren)	Tuesday morning	0000-0100	0100-0200

Before the IFPS is stopped, CSO shall make a co-ordination with the IFPS duty supervisor. Authorisation for the withdrawal of the IFPS may, in very exceptional circumstances, be delayed by the IFPS unit supervisor where an unusually high number of invalid messages are awaiting manual processing by the IFPS staff.

### 150.2 General Procedures for interventions

### 150.3 Planned Interventions

A list of planned interventions, as scheduled by the OCCB, is published each Thursday and sent to both IFPS unit supervisors via e-mail. Where required, urgent interventions may also be approved outside the normal OCCB schedule. Details of such interventions shall be sent to the IFPS unit supervisors via e-mail.

Planned intervention details are not normally distributed outside the NM, however, where such an intervention shall keep one IFPS unit out of service for longer than normal, the details may be published via an AIM.

### 150.4 Additional Interventions

Where a decision to approve the withdrawal of the IFPS for additional interventions is required, that decision shall be made by the Operational Division management.

Should the IFPS duty supervisor receive a request to stop the IFPS during or outside office hours, that request shall be referred to the Operational Division management unless previously approved.

**INTENTIONALLY LEFT BLANK**

## 151. ETFMS UNSERVICEABILITIES

### (1) *General*

Under the guidelines laid out in the NM Disaster Recovery Plan, should it become necessary to evacuate the NMOC, the ATFCM staff may be required to move to the FORC workstations located in FP1. In the event of a full evacuation of the NMOC in Haren, the ATFCM staff may be required to relocate to the contingency operations room at FP2 in Brétigny. In the event of either such relocation of the Flow Management operations, the ATFCM VCS telephone system shall also be diverted to the appropriate location.

In the event of a major failure of the ETFMS and of the NM communications in Brussels, or in the event of an evacuation of the NMOC, the FP2 supervisor may be required to issue ATFM contingency plan AIM messages on behalf of the NMOC.

### (2) *Requirements*

The FP2 staff may be required to issue ATFM contingency plan messages on the instruction of the COM.

### (3) *Message Format*

A number of pre-formatted messages and their associated address lists are held in the FP2 SITATEX terminal in FP2. Where non-standard messages are required, the text and format used shall be that which is appropriate for that specific message.

## 151.1 General Procedures

The FP2 supervisor shall issue operational Contingency Plan messages as instructed by the COM.

Preformatted ETFMS contingency plan messages and their associated address lists are stored in the MPMT terminal in **D:\PreparedMessages\Flash Messages** and in **H:\PUBLICOPS\ETFMS Failure** and in the administrative offices.

Five types of contingency message are stored in the FP2 MPMT terminal:

- Alert Flash.
- Activation Flash ETFMS.
- Activation Flash Procedural.
- Recovery Flash ETFMS.
- Recovery Flash Procedural.

The COM shall instruct the FP2 supervisor on the content of the message fields, and any necessary changes to the information content of the operational contingency plan messages. Messages shall be created and sent using the MPMT terminal:

- Start the MPMT program.
- Press Connect to AN1 OPS Brétigny.
- Select Message/Create.
- In Prepared Messages select GET.
- Open the FLASH MESSAGES folder.
- Highlight the appropriate .mpm file and press open.
- Fill the empty fields as requested by the COM.
- In Collectives select AIM.
- Press send.

**INTENTIONALLY LEFT BLANK**



## 152. MANUAL CREATION OF MESSAGES

### (1) *General*

Occasionally the IFPS may receive messages via non-standard means such as fax messages. As a rule, this should be discouraged, as it is time-consuming and liable to errors in the input of the message, but where a message originator has no other option, it may be accommodated as the only available option.

### (2) *Requirements*

The message originator must provide a SITA or AFTN address for the IFPS staff to enter in the message originator window in any manually-created message. This address shall receive subsequent appropriate operational reply messages.

The details of any message created manually by the IFPS staff shall be noted in the IFPS operations log, and any fax details shall be retained.

### (4) *System Processing*

When manually creating messages, the IFPS staff shall always take any AFTN or SITA address given by the message originator and include it in the message originator window of the flight plan editor in order to facilitate the addressing of any relevant operational reply and flow regulation messages from the NMOC.

Where a message is created manually by the IFPS staff, and no information is entered into this window, the aircraft operator is unlikely to receive any of the flow regulation messages that may relate to that flight.

### *IFP Indicators*

Not relevant.

## 152.1 General Procedures

Where the IFPS staff are contacted by an aircraft operator, via any means other than AFTN or SITA, who reports difficulties in submitting messages via AFTN or SITA, that aircraft operator should be encouraged to try all means of message submission before resorting to a fax message.

Where no other option is available, the IFPS staff may approve the submission of messages via fax, but the aircraft operator shall be instructed to include an appropriate AFTN or SITA address that may be used for the originator address in the manually-created message.

**Note** Before approving such actions, the IFPS staff should establish the urgency of the message: if it relates to a flight taking part several hours in the future, then the aircraft operator should be encouraged to continue to try all other means of message submission. Only where the message relates to a flight that is relatively close to its EOBT should the IFPS staff accept messages from sources other than AFTN or SITA.

The IFPS staff have two options available for the manual creation of messages:

- directly via an IFPS workstation, using the Create facility. The IFPS staff shall ensure that where an originator address is given with the submitted message, it is copied to the originator window in the Create facility, also an appropriate date of flight shall be included by the IFPS staff in all messages.
- via the AFTN/SITA/MPMT terminal, using the originator address code provided in the submitted message.

**Note** An IFPS address shall **not** be used as an originator address in any messages created manually by the IFPS staff.

---

## IFPS USERS MANUAL

---

The IFPS staff shall note the details of any message created manually in the IFPS operational log, and the original fax received shall be retained, as it represents an instruction received from an external user of the IFPS.

## 153. MESSAGE REJECTED BY PARTNER

### (1) *General*

The IFPS may receive an alert message 'MSG\_REJECTED\_BY\_PARTNER', indicating that the ETFMS or the ANg1 has been unable to accept a message it has received from the IFPS.

### (2) *Requirements*

The alert message 'MSG\_REJECTED\_BY\_PARTNER' may be caused by a variety of different problems, and must always be investigated by the IFPS supervisor to establish the cause of the rejection. The alert message shall be sent to all logged on workstations.

### 153.1 General Procedures

On receipt of the alert message 'MSG\_REJECTED\_BY\_PARTNER', one of the IFPS supervisor at either unit (coordination shall take place to ensure that the alert message is dealt with and only once) shall retrieve the relevant message from the Activity Logs as follows:

- In the CHMI select 'Application', then 'IFPS', then 'Activity Logs'.
- From the 'Log Type', select 'Msg Rejected by Partner'.
- Modify the date and time as necessary.
- Select 'Execute' from the command menu.

A list of any messages rejected by the ETFMS or ANg1 shall appear. The entry in the column 'Program Name' identifies which system has rejected the message:

- vn\_tactout = ETFMS
- vn\_an1out = ANg1

Depending on the contents of the message, the appropriate action should be taken by the IFPS supervisor, and all details noted in the IFPS operational log. The task may be delegated by an IFPS supervisor to an IFPS staff.

### 153.2 Message Rejected by ETFMS

<b>Program Name ref.</b>	vn_tactout
<b>Explanation:</b>	The error is generated when the message sent from IFPS to ETFMS is in a format that cannot be processed by the ETFMS system.
<b>Instruction:</b>	<p>The IFPS supervisor shall notify the Flow Management operations staff of the details of the rejection, and of any actions taken by the IFPUS supervisor as a result of that rejection.</p> <p>If the reason for the rejection of the message has not previously been recorded via an incident, a new incident shall be created via CSO.</p> <p><b>Note</b> Due to the variety of possible causes of a message being rejected by the ETFMS, the IFPU supervisor shall have to carry out an analysis to determine the cause of the rejection, and the appropriate action in response. Where appropriate, it may be necessary to enlist the assistance of departments within the NM to assist in determining the cause of the problem.</p>

## IFPS USERS MANUAL

## 153.3 Message Rejected by the ANg1

<b>Program Name ref.</b>	vn_an1out
<b>Explanation:</b>	<p>The error is generated when a message planned for distribution in ADEXP format exceeds the maximum number of characters possible for a message to be transmitted via AFTN (1800 characters maximum). Such messages are causing a rejection at AN1 level</p> <p>The flight plan generating the error is valid in IFPS, and has been processed by TACT, but cannot be distributed in ADEXP because it exceeds the maximum characters limit. This should only occur whenever the flight plan covers an extensive distance and/or a long field 15 generating a large number of addresses, and numerous EETs; frequently military flights.</p> <p>The consequence is the non-distribution of the flight plan message to all addresses requesting a distribution in ADEXP format.</p>
<b>Instruction:</b>	<p>Whenever the IFPS supervisor receives a message regarding a message rejected by remote system such as 'A message was rejected by the Remote System. Cause: P015: Error on data field.</p> <p>Greater than network maximum length! Rejected Message is:</p> <pre>010429IFA<b>AN1</b>090622001216DAT704537 01AFTN00000408EDDAYGLZ08EDDXIYT08EDYYZQZA08EG ZYTT</pre> <p>AD&lt;-TITLE IFPL</p> <p>-BEGIN ADDR</p> <p>-FAC CZQXZOZX'</p> <p>Note <b>AN1</b> indicates the system that has rejected the message.</p> <p>The IFPS staff shall:</p> <ul style="list-style-type: none"> <li>• Check in the FPL history if any associated messages have been processed since the date/time stamp of the message rejected by the remote system. (DDHHMMSS format as underlined in the example above). If the same or an updated version of the rejected message has been processed, then do not action the rejected message and log the occurrence.</li> </ul> <p>Otherwise:</p> <p>The message needs to be reduced to a number of characters less than 1800.</p> <ul style="list-style-type: none"> <li>• Copy-paste the message into a Word document. Go to Review&gt;Word count. It will open a window displaying the character count.</li> <li>• Apply as many of the following steps as necessary to reach a number of characters below 1800: <ul style="list-style-type: none"> <li>○ Step 1: Remove the addressing lines from –BEGIN ADDR to –END ADDR (remove all lines after the -TITLE line until the –ADEP line).At this stage, care should be taken not to remove the first line of the message which is –TITLE as it is essential for units receiving messages in ADEXP.</li> <li>○ Step 2: Remove the lines appearing after: -END RTEPTS.</li> </ul> </li> </ul>

---

**IFPS USERS MANUAL**

---

	<ul style="list-style-type: none"><li>○ Step 3: Remove the lines from -BEGIN RTEPTS until -END RTEPTS.</li><li>○ Step 4: if present, remove the lines where the field names are -GEO and -RENAME (located after -EETFIR).</li><li>• Open a free text transmit window and copy/paste the message from the word doc to the transmit window.</li><li>• Transmit the messages to all requesting ADEXP addresses by checking in the history who should have received it in ADEXP format (not including the ETFMS).</li></ul>
--	---

**INTENTIONALLY LEFT BLANK**

## 154. DICTIONARY OF ABBREVIATIONS

ABBREVIATION	DEFINITION
<b>AA</b>	Aircraft Address
<b>ACH</b>	ATC Flight Plan Change (message)
<b>ACK</b>	IFPS Acknowledgement (message)
<b>ADEP</b>	Aerodrome of Departure
<b>ADES</b>	Aerodrome of Destination
<b>ADOU</b>	Airspace Data Operations Unit
<b>AFP</b>	ATC Flight plan Proposal (message)
<b>AFTN</b>	Aeronautical Fixed Telecommunication Network
<b>AFIL</b>	Airborne Filed Flight Plan
<b>AIC</b>	Aeronautical Information Circular
<b>AIM</b>	ATFCM Information Message
<b>AIP</b>	Aeronautical Information Publication
<b>AIRAC</b>	Aeronautical Information, Regulation and Control
<b>ALTN</b>	Alternate aerodrome(s) indicator
<b>ALTRV</b>	Altitude reservation
<b>AME</b>	ATM Msg Exchange
<b>AMOD</b>	ATC Modification (sort of abbreviation in order that a particular message type always fails automatic processing in the IFPS)
<b>ANSP</b>	Air Navigation Service Provider
<b>ANU</b>	Air Navigation Unit
<b>AO</b>	Aircraft Operator
<b>AOA</b>	Aircraft Operator Agency
<b>AORO</b>	Aircraft Operator RPL Office
<b>AOWIR</b>	Aircraft Operator WHAT-IF Reroute
<b>APL</b>	ATC Flight Plan (message)
<b>ARCID</b>	Aircraft Identification

## IFPS USERS MANUAL

ABBREVIATION	DEFINITION
<b>ARO</b>	Air Traffic Services Reporting Office
<b>ARR</b>	Arrival
<b>ATC</b>	Air Traffic Control
<b>ATCU</b>	Air Traffic Control Unit
<b>ATFCM</b>	Air Traffic Flow and Capacity Management
<b>ATFM</b>	Air Traffic Flow Management
<b>ATFMX</b>	ATFM measures exemption
<b>AFTN</b>	Aeronautical Fixed Telecommunication Network
<b>ATS</b>	Air Traffic Services
<b>ATSU</b>	ATS Unit
<b>AUA</b>	ATC Unit Airspace
<b>AUP</b>	Airspace Use Plan
<b>CACD</b>	Central Airspace and Capacity Database
<b>CCMS</b>	Central Claim Management System
<b>CDR</b>	Conditional Route
<b>CFSP</b>	Computerised Flight Plan Service Provider
<b>CHG</b>	Change (message)
<b>CHMI</b>	Collaboration Human Machine Interface
<b>CNL</b>	Cancellation (message)
<b>CODE</b>	Aircraft address
<b>COM</b>	Communications applications or capabilities
<b>CPDLC</b>	Controller Pilot Data Link Communications
<b>CPDLCX</b>	CPDLC Exempted
<b>CSO</b>	Customer technical Service desk and Operations
<b>CTA</b>	Calculated Time of Arrival
<b>CTOT</b>	Calculated Take-Off Time
<b>DAT</b>	Data applications or capabilities



## IFPS USERS MANUAL

ABBREVIATION	DEFINITION
<b>DCT</b>	Direct
<b>DEP</b>	Departure aerodrome.
<b>DEST</b>	Destination aerodrome.
<b>DLA</b>	Delay (message)
<b>DLE</b>	En-route delay or holding (ICAO 2012)
<b>DMR</b>	Data Modification Request
<b>DOF</b>	Date of flight
<b>DPI</b>	Departure Planning Information
<b>EET</b>	Estimated Elapse Time
<b>EFPM</b>	Extended Flight Plan Message
<b>EM</b>	Error Message
<b>EMER</b>	Emergency
<b>EOBD</b>	Estimated Off-Block Date
<b>EOBT</b>	Estimated Off-Block Time
<b>ERR</b>	Error (message)
<b>ETFMS</b>	Enhanced Tactical Flow Management System
<b>ETOPS</b>	Extended-range Twin-engine Operational Performance Standard
<b>ETOT</b>	Estimated Take-Off Time
<b>EUR</b>	Europe
<b>EUROCONTROL</b>	European Organisation for the Safety of Air Navigation
<b>FDI</b>	FAA Departure Information
<b>FFR</b>	Fire Fighting
<b>FIR</b>	Flight Information Region
<b>FLS</b>	Flight Suspension (message)
<b>FLTCK</b>	Flight check (for calibration of nav aids)
<b>FMP</b>	Flow Management Position
<b>FNM</b>	Flight Notification Message

**IFPS USERS MANUAL**

ABBREVIATION	DEFINITION
<b>FP1</b>	NM - IFPS Unit Section - Haren Brussels (BELGIUM)
<b>FP2</b>	NM - IFPS Unit Section - Brétigny-sur-Orge (FRANCE)
<b>FPL</b>	Flight Plan message (ICAO format)
<b>FRA</b>	Free Route Airspace
<b>FUA</b>	Flexible Use of Airspace
<b>GAT</b>	General Air Traffic
<b>GNSS</b>	Global Navigation Satellite System
<b>HAZMAT</b>	Hazardous material
<b>HEAD</b>	Head of State
<b>HOSP</b>	Hospital flight
<b>HUM</b>	Humanitarian mission
<b>IACH</b>	Individual ATC Flight Plan Change
<b>IATA</b>	International Air Transport Association
<b>ICAO</b>	International Civil Aviation Organization
<b>IDLA</b>	Individual Delay message
<b>IFP</b>	Keyword from IFPS used in Field18 to provide a warning
<b>IFPL</b>	Individual Flight Plan (message)
<b>IFPS</b>	Integrated Initial Flight Plan Processing System
<b>IFPU</b>	IFPS Unit
<b>IFPUV</b>	IFPS Unit for Validation
<b>IFPZ</b>	IFPS Zone
<b>IFR</b>	Instrument Flight Rules
<b>IS</b>	IFR Scheduled flight
<b>IOBD</b>	Initial Estimated Off-Block Date
<b>IOBT</b>	Initial Estimated Off-Block Time
<b>kHz</b>	KiloHertz
<b>LVL</b>	Level

---

**IFPS USERS MANUAL**

---

ABBREVIATION	DEFINITION
<b>MAN</b>	Manual (message)
<b>MARSA</b>	Military Assumes Responsibility for Separation of Aircraft
<b>MAX</b>	Maximum
<b>MEDEVAC</b>	Medical evacuation
<b>MFS</b>	Message from Shanwick/Santa Maria
<b>MIL</b>	Military
<b>MNPS</b>	Minimum Navigation Performance Specification
<b>MSG</b>	Message
<b>NAT</b>	North Atlantic Region (ICAO)
<b>NAV</b>	Navigation
<b>NEWCTOT</b>	New Calculated Take-Off Time
<b>NLST</b>	New List
<b>NM</b>	Network Manager
<b>NMC</b>	NM – Network Management Cell
<b>NMD</b>	Network Management Division
<b>NMOC</b>	Network Management Operations Centre
<b>NONRVSM</b>	Non-RVSM capable flight
<b>NOO</b>	Network Operations Officer
<b>NOP</b>	Network Operations Plan
<b>NOS</b>	Network Operations Specialist
<b>NOSU</b>	Network Operations Supervisor
<b>NOTAM</b>	Notice to Airmen
<b>OACC</b>	Scottish Oceanic Area Control Centre
<b>OAT</b>	Operational Air Traffic
<b>OBT</b>	Off-Block Time
<b>OPR</b>	Operator
<b>OPR</b>	Operational Problem Report

---

**IFPS USERS MANUAL**

---

ABBREVIATION	DEFINITION
<b>ORM</b>	Operational Reply Message
<b>OTS</b>	Organized Track System
<b>PBN</b>	Performance Based Navigation
<b>PER</b>	Aircraft Performance
<b>RAD</b>	Route Availability Document
<b>RALT</b>	En-route alternate(s)
<b>REG</b>	Registration
<b>REG</b>	Regulation
<b>REJ</b>	Reject (message)
<b>RFL</b>	Requested Flight Level
<b>RFP</b>	Replacement Flight Plan Procedure
<b>RIF</b>	Reclearance In Flight
<b>RLST</b>	Revised List
<b>RMK</b>	Remark
<b>RNAV</b>	Area Navigation
<b>RNAVX</b>	Non- RNAV
<b>RNP</b>	Required Navigation Performance
<b>RPL</b>	Repetitive Flight Plan
<b>RPLO</b>	RPL Office
<b>RRP</b>	Rerouteing Proposal Message
<b>RQP</b>	Request Flight Plan (message)
<b>RRTEREF</b>	Route Reference
<b>RSA</b>	Restricted Airspace
<b>RSI</b>	Regulated Slot Issued
<b>RVR</b>	Runway Visual Range
<b>RVSM</b>	Reduced Vertical Separation Minimum (in Europe)
<b>SAFA</b>	Safety Assessment of Foreign Aircraft (Programme)

## IFPS USERS MANUAL

ABBREVIATION	DEFINITION
<b>SAM</b>	Slot Allocation Message
<b>SAR</b>	Search and rescue
<b>SCP1</b>	Standard Correction Procedure 1
<b>SCP2</b>	Standard Correction Procedure 2
<b>SEL</b>	SELCAL
<b>SEQ</b>	Sequence
<b>SITA</b>	Société Internationale de Télécommunications Aéronautiques
<b>SITATEX</b>	Software developed by SITA
<b>SNOS</b>	Senior Network Operations Supervisor
<b>SOTA</b>	Shannon Oceanic Transition Area
<b>SP</b>	Significant Point
<b>SRC</b>	Source Indicator
<b>SRD</b>	Standard Route Document
<b>SSR</b>	Secondary Surveillance Radar
<b>STA</b>	Scheduled Time of Arrival
<b>STATE</b>	State flight
<b>STS</b>	Status Indicator
<b>SUR</b>	Surveillance
<b>TALT</b>	Take-off alternate
<b>TFC</b>	Time of Arrival
<b>TMA</b>	Terminal Manoeuvring Area
<b>TO</b>	Time Over
<b>TOT</b>	Take-Off Time
<b>TP</b>	Terminal Procedure
<b>TWR</b>	Tower
<b>TYP</b>	Type
<b>UFN</b>	Until Further Notice

ABBREVIATION	DEFINITION
--------------	------------

<b>UHF</b>	Ultra-High Frequency
<b>UIR</b>	User Identification
<b>UNT</b>	Until
<b>UTC</b>	Coordinated Universal Time
<b>VFR</b>	Visual Flight Rules
<b>VHF</b>	Very High Frequency
<b>VOR</b>	VHF Omni-Directional Radio-Range
<b>WEF</b>	With Effect From
<b>WIR</b>	WHAT-IF Reroute

## 155. EUROCONTROL specification for the initial flight plan

Traceability to the IFPS User Manual

IFPSpec Section	IFPSpec Requirement Identifier	Applicable IFPS User Manual Section	Context of EUROCONTROL Specification compliance with Regulation (EC) No 1033/2006 (as amended)
1.3	IFP-APP-001	-	Applicability Definitions
2	IFP-RRS-001	-	Definitions for roles & responsibilities
3	IFP-DEF-001	155	Defined Terms and abbreviations
4.2	IFP-FMS-001	3, 13(1), 13.1, 13.2, 13.3	Message submission to the IFPS
4.2	IFP-FMS-002	3, 13(1), 13.1, 13.2, 13.3	ARO Message submission to the IFPS ARO coordination with AO
4.3	IFP-RMS-001	6, 7, 13.4	RPL submission to the IFPS
5.2	IFP-FCK-001	3, 34, 35, 74, 75, 76, 77, 78, 79, 80, 85, 93, 94, 95, 96, 97, 98, 99, 103	Checking of Flight Plan Flight Plans and associated messages
5.3	IFP-RCK-002	7, 34, 35, 74, 75, 76, 77, 78, 79, 80, 85, 93, 94, 95, 96, 97, 98, 99	Checking of RPLs
6.2	IFP-FFT-001	73-122, 125, 126, 127 and the sections referenced by these sections	AO compliance with Format and data conventions for FPL, CHG, DLA, CNL
6.2	IFP-FFT-002	17, 18, 19, 20	IFPS compliance with format and data conventions for ACK, MAN, REJ
6.3	IFP-RFT-001	5.2, 6	AO compliance with RPL Format and data conventions
6.3	IFP-RFT-003	5.5, 9, 11	RPL System compliance with formats and data conventions
6.4	IFP-AFT-003	130, 131, 135	ATC compliance with formats and data conventions
7.2	IFP-FAS-001	33, 34	IFPS Flight Plan association checks
7.2	IFP-FAS-002	33, 34	IFPS Flight Plan association checks
7.2	IFP-FAS-003	33, 34	IFPS Flight Plan association process
7.3	IFP-RAS-001	33, 34	RPL submission to the IFPS
7.3	IFP-RAS-002	33, 34	RPL association by IFPS
7.3	IFP-RAS-003	33, 34	RPL association by IFPS
8.2	IFP-ORM-001	17, 18, 19, 20	Operational Reply Messages from IFPS
8.2	IFP-ORM-002	21	Copies of Operational Reply Messages from IFPS
8.2	IFP-ORM-004	17	Operational Reply Messages from IFPS
8.2	IFP-ACK-001	18	Acknowledgements from IFPS
8.2	IFP-REJ-001	20	Rejections from IFPS
8.3	IFP-ORMA-001	18	AO response to Long Ack or MAN messages
8.3	IFP-ORMA-002	21	Copies of ORMS

## IFPS USERS MANUAL

IFPSpec Section	IFPSpec Requirement Identifier	Applicable IFPS User Manual Section	Context of EUROCONTROL Specification compliance with Regulation (EC) No 1033/2006 (as amended)
8.3	IFP-REJA-001	20	AO corrections to rejected Flight Plans
8.3	IFP-ORMD-001	18	Message originator making agreed flight plan available to AO
8.3	IFP-ORMF-001	-	No ORM returned
9.2	IFP-REF-001	19, 20	Referral or rejection of Flight Plans by the IFPS
9.3	IFP-SCP-001	26, 27, 28	Standard correction procedures
9.3	IFP-SCP-002	26, 27, 28	Manual correction of errors in messages
10.2	IFP-4DPC-001	34	Four-Dimensional Profile Calculation
10.3	IFP-IDIS-001	14	Distribution to ATS Units
10.4	IFP-EDIS-001	15	Distributions Using the IFPS Re-Addressing Function
11.2	IFP-RPLSUB-001	5.1, 5.3, 5.4, 5.6, 5.7	RPL Submission
11.3	IFP-RPLACK-001	5.5	RPL Acknowledgement
11.3	IFP-RPLACK-002	5.5	No RPL Acknowledgement
11.4	IFP-RPLPRO-001	7	RPL Processing
11.4	IFP-RPLPRO-002	7	RPL Processing
11.5	IFP-RPLRES-001	7	RPL Re-Submission
11.6	IFP-RPLGEN-001	32	Flight Plan Generation from RPLs
11.6	IFP-RPLGEN-002	32	Flight Plan Generation from RPLs
11.7	IFP-RPLREP-001	8	RPL Reprocessing
11.7	IFP-RPLREP-002	8	RPL Reprocessing
12.2	IFP-FPLSUB-001	3, 123, 73-122	Submission of FPL messages
12.2	IFP-FPLSUB-002	3	Submission of FPL messages
12.2	IFP-FPLSUB-003	3, 123, 73-122	Submission of FPL messages
12.3	IFP-FPLREF-001	33	Re-filing of Flight Plans
12.4	IFP-FPLCHK-001	74, 75, 76, 77, 78, 79, 80, 85, 93, 94, 95, 96, 97, 98, 99, 103	Checks to ensure Key IFP data provided in Flight Plans
12.4	IFP-FPLCHK-002	124, 125, 125 (4)	Checking of FPLs that are treated as changes to an existing FP.
13.2	IFP-CHGSUB-001	125, 33	Submission of Flight Plan Changes
13.2	IFP-CHGSUB-002	125	Submission of Flight Plan Changes
13.2	IFP-CHGSUB-003	125, 126	Submission of Flight Plan Changes
13.2	IFP-CHGSUB-004	-	Flight Plan Changes
13.3	IFP-CHGRPL-001	8, 125	Changes to FPLs generated from RPLS
13.4	IFP-CHGCHK-001	124, 74, 75, 76, 77, 78, 79, 80, 85, 93, 94, 95, 96, 97, 98, 99, 103	Checks to ensure Key IFP data provided for changes
13.4	IFP-CHGCHK-002	125, 126	Delays provided in CHGs
14.2	IFP-DLASUB-001	125, 126	Submission of Delay (DLA) messages
14.2	IFP-DLASUB-002	126	Submission of Delay (DLA) messages



## IFPS USERS MANUAL

IFPSpec Section	IFPSpec Requirement Identifier	Applicable IFPS User Manual Section	Context of EUROCONTROL Specification compliance with Regulation (EC) No 1033/2006 (as amended)
14.3	IFP-DLATFM-001	126 + ATFCM User Manual	Compliance with ATFCM Slot Management Procedures
14.4	IFP-DLAPRO-001	126	IFPS Processing of DLA Messages
14.4	IFP-DLAPRO-002	126	IFPS Processing of DLA Messages
15.2	IFP-CNLSUB-001	127	Filing of Flight Cancellations
15.2	IFP-CNLSUB-001	127, 33	Filing of Flight Cancellations
16.2	IFP-RQSUB-001	130, 131	Submission of Flight Plan Data Requests
16.3	IFP-RQPRO-002	130, 145	IFPS Processing of Flight Plan Data Requests
16.3	IFP-AFPSUB-001	135	Missing Flight Plans - AFP Submission
16.3	IFP-AFPSUB-002	135	Missing Flight Plans - AFP Submission
16.4	IFP-AFPPRO-001	135, 145, 146	Missing Flight Plans - IFPS Processing of an AFP Message
16.4	IFP-AFPPRO-003	135	Missing Flight Plans - IFPS Processing of an AFP Message
17.2	IFP-REVAL-001	29	Pre-Flight Updates & Revalidation - flight Suspension
17.2	IFP-REVAL-002	29	Pre-Flight Updates & Revalidation - flight Suspension
17.2	IFP-REVAL-006	29	Pre-Flight Updates & Revalidation - flight Suspension to ATC Units
17.3	IFP-REVAL-003	29	Actions Following Suspensions Triggered by Environment Data Changes
17.3	IFP-REVAL-004	29 + ATFCM User Manual	Actions Following Suspensions Triggered by Environment Data Changes
17.3	IFP-REVAL-005	29	Actions Following Suspensions Triggered by Environment Data Changes
18.2	IFP-ACFT-001	29	Communication of Flight Plan Conditions of Acceptance to Aircraft
19.2	IFP-ATCCOO-001	136(2) 136(2)	Coordination by ATC Units with IFPS
19.3	IFP-ATCCOO-002	-	Coordination by ATC Units with IFPS
20.2	IFP-AOOPI-001	-	Aircraft Operator Responsibility for Proceeding With the Flight
21.2	IFP-ACID-001	74	Aircraft Identification
21.3	IFP-FR&TYP-001	75	Flight Rules and Type Of Flight
21.3	IFP-FR&TYP-002	75	IFPS processing of Flight Rules and Type Of Flight
21.3	IFP-FR&TYP-003	75	IFPS processing of Flight Rules and Type Of Flight in RPLs
21.4	IFP-ACT&WC-001	76	Aircraft Type & Wake Turbulence Category

## IFPS USERS MANUAL

IFPSpec Section	IFPSpec Requirement Identifier	Applicable IFPS User Manual Section	Context of EUROCONTROL Specification compliance with Regulation (EC) No 1033/2006 (as amended)
21.4	IFP-ACT&WC-002	76	IFPS processing of Aircraft Type & Wake Turbulence Category
21.4	IFP-ACT&WC-003	76	IFPS processing of Aircraft Type & Wake Turbulence Category in RPLs
21.5	IFP-ACEQPT-001	77	Aircraft Equipment & its related capabilities
21.5	IFP-ACEQPT-002	77	IFPS processing of Aircraft Equipment & its related capabilities
21.5	IFP-ACEQPT-003	77	IFPS processing of defaults for Aircraft Equipment & its related capabilities
21.6	IFP-ADEP&T-001	78	ADEP & EOBT fields
21.6	IFP-ADEP&T-002	78	IFPS processing of ADEP & EOBT fields
21.6	IFP-ADEP&T-003	78	IFPS processing of ADEP & EOBT fields in RPLs
21.7	IFP-ROUTE-001	79, 80, 81, 83, 84	Route field
21.7	IFP-ROUTE-002	79, 80, 81, 83, 84	IFPS processing of the Route field
21.7	IFP-ROUTE-004	35, 79	IFPS processing of the Route field in RPLs
21.7	IFP-ROUTE-005	35, 79	IFPS processing of the Route field in RPLs
21.8	IFP-ADES-001	99	ADES field
21.8	IFP-ADES-002	99	IFPS processing of the ADES field
21.9	IFP-EOBD-001	103	The EOBD (DOF) field
21.9	IFP-EOBD-002	103	The EOBD (DOF) field
22.1	IFP-AIPPUB-001	46	Submission of AIP
22.1	IFP-RADPUB-001	46	Publishing of the RAD

## 156. IFPS Error Messages

### 156.1 Error Class/Error Id: SYN32

#### Error Message(s)

SYN32: MISSING ADEXP EQCST

#### Note

When multiple syntax errors are raised for a message, it might be triggered by the first error reported. Therefore it is recommended to treat/analyse the errors in the order they are reported by the system. Correcting the first one may result in all the subsequent syntax errors to disappear.

#### Possible values in Error Message

NA

**Can be ignored:** NO (This field refers to internal manual processing. In this situation, an error may be ignored by an IFPS staff for reasons such as an anomaly or the results of a procedure).

**Systematic Rejection Catalogue:** NO

#### Reason

This error is related to messages filed in ADEXP format only and in particular to AFP messages for a change of equipment. The Equipment (EQCST) is missing or cannot be found due to another syntax error.

#### Requirements

The correct syntax shall be used.

#### IFPS Procedures

The IFPS staff shall correct the syntax error and proceed with any subsequent error(s) raised if any.

If this is not possible (missing EQCST), then the IFPS staff shall apply SCP1.

#### RPL Procedures

NA

#### Related Sections

**26. STANDARD CORRECTION PROCEDURE 1 (SCP1)**

**141. AFP FOR A CHANGE OF EQUIPMENT**

## 156.2 Error Class/Error Id: SYN33

### Error Message(s)

SYN33: (Indicator Name) NOT ALLOWED IN ROUTE

### Note

When multiple syntax errors are raised for a message, it might be triggered by the first error reported. Therefore it is recommended to treat/analyse the errors in the order they are reported by the system. Correcting the first one may result in all the subsequent syntax errors to disappear.

### Possible values in Error Message

- Indicator Name: various possibilities.

**Can be ignored: NO (This field refers to internal manual processing. In this situation, an error may be ignored by an IFPS staff for reasons such as an anomaly or the results of a procedure).**

**Systematic Rejection Catalogue: NO**

### Reason

The specified indicator is invalid for IFPS.

### Requirements

The correct syntax shall be used.

### IFPS Procedures

The IFPS staff shall correct the syntax error and proceed with any subsequent error(s) raised if any.

If this is not possible, then the IFPS staff shall apply SCP1.

### RPL Procedures

NA

### Related Sections

**26. STANDARD CORRECTION PROCEDURE 1 (SCP1)**

### 156.3 Error Class/Error Id: SYN60

#### Error Message(s)

SYN60: INVALID WAKE TURBULENCE CATEGORY AT ROW= x, COL= y (WKTRC)

#### Note

When multiple syntax errors are raised for a message, it might be triggered by the first error reported. Therefore it is recommended to treat/analyse the errors in the order they are reported by the system. Correcting the first one may result in all the subsequent syntax errors to disappear.

#### Possible values in Error Message

- x and y: numbers to indicate in the message the row and column where the error is located.
- WKTRC: WaKe TuRbulence Category.

**Can be ignored: NO (This field refers to internal manual processing. In this situation, an error may be ignored by an IFPS staff for reasons such as an anomaly or the results of a procedure).**

**Systematic Rejection Catalogue: NO**

#### Reason

The aircraft type is filed ZZZZ, and the wake turbulence category specified is neither L, M, H nor J.

#### Requirements

Where an aircraft type is filed as ZZZZ, the correct wake turbulence category shall be specified.

#### IFPS Procedures

The IFPS staff shall attempt to contact the message originator **and**

- **If** contact is achieved, the IFPS staff shall insert the wake turbulence category given or
- **If** no contact is achieved, the IFPS staff shall insert the most appropriate wake turbulence category based on the flight plan elements.

#### RPL Procedures

NA

#### Related Sections

**75. ITEM 9: NUMBER AND TYPE OF AIRCRAFT AND WAKE TURBULENCE CATEGORY**

## 156.4 Error Class/Error Id: SYN61

### Error Message(s)

SYN61: UNKNOWN RPL RECORD TYPE

### Note

When multiple syntax errors are raised for a message, it might be triggered by the first error reported. Therefore it is recommended to treat/analyse the errors in the order they are reported by the system. Correcting the first one may result in all the subsequent syntax errors to disappear.

### Possible values in Error Message

NA

**Can be ignored: NO (This field refers to internal manual processing. In this situation, an error may be ignored by an IFPS staff for reasons such as an anomaly or the results of a procedure).**

**Systematic Rejection Catalogue: NO**

### Reason

This error is related to Repetitive Flight Plan messages (RPL). The record type specified is unknown.

### Requirements

A known record type shall be specified.

### IFPS Procedures

NA

### RPL Procedures

NA

### Related Sections

**4. REPETITIVE FLIGHT PLAN (RPL)**

**5. RPL SUBMISSION**

**6. IFPS RPL FORMAT**

## 156.5 Error Class/Error Id: SYN62

### Error Message(s)

SYN62: UNKNOWN OR UNEXPECTED FIELD AT ROW= x, COL= y (Field Name)

### Note

When multiple syntax errors are raised for a message, it might be triggered by the first error reported. Therefore it is recommended to treat/analyse the errors in the order they are reported by the system. Correcting the first one may result in all the subsequent syntax errors to disappear.

### Possible values in Error Message

- x and y: numbers to indicate in the message the row and column where the error is located.
- Field Name: large number or values.

**Can be ignored: NO (This field refers to internal manual processing. In this situation, an error may be ignored by an IFPS staff for reasons such as an anomaly or the results of a procedure).**

**Systematic Rejection Catalogue: NO**

### Reason

The message has an incorrect syntax which causes the IFPS system to be unable to distinguish between the expected fields.

### Requirements

The correct syntax shall be used.

### IFPS Procedures

The IFPS staff shall apply SCP1.

### RPL Procedures

NA

### Related Sections

**Various. Refer to the section corresponding to the field name specified in the error message.**

## 156.6 Error Class/Error Id: SYN63

### Error Message(s)

SYN63: UNKNOWN ENTRY TYPE

### Note

When multiple syntax errors are raised for a message, it might be triggered by the first error reported. Therefore it is recommended to treat/analyse the errors in the order they are reported by the system. Correcting the first one may result in all the subsequent syntax errors to disappear.

### Possible values in Error Message

NA

**Can be ignored: NO (This field refers to internal manual processing. In this situation, an error may be ignored by an IFPS staff for reasons such as an anomaly or the results of a procedure).**

**Systematic Rejection Catalogue: NO**

### Reason

This error is related to Repetitive Flight Plan messages (RPL). RPLs in a submission should have a '+' for new and '-' for a cancel. Other symbols in this position give the error.

### Requirements

RPL submission shall be indicated either with a plus sign or a minus sign.

### IFPS Procedures

NA

### RPL Procedures

NA

### Related Sections

**4. REPETITIVE FLIGHT PLAN (RPL)**

**5. RPL SUBMISSION**

**6. IFPS RPL FORMAT**



## 156.7 Error Class/Error Id: SYN64

### Error Message(s)

SYN64: MISSING OR INVALID AIRCRAFT ID

### Note

When multiple syntax errors are raised for a message, it might be triggered by the first error reported. Therefore it is recommended to treat/analyse the errors in the order they are reported by the system. Correcting the first one may result in all the subsequent syntax errors to disappear.

### Possible values in Error Message

NA

**Can be ignored: NO (This field refers to internal manual processing. In this situation, an error may be ignored by an IFPS staff for reasons such as an anomaly or the results of a procedure).**

**Systematic Rejection Catalogue: NO**

### Reason

This error is related to messages filed in ICAO format only. The first character specified in the aircraft identification field (ARCID) is neither a number nor a letter.

### Requirements

The aircraft identification field (ARCID) shall contain only numbers/letters with a minimum of 2 and a maximum of 7 characters.

### IFPS Procedures

The IFPS staff shall apply SCP1.

### RPL Procedures

NA

### Related Sections

**26. STANDARD CORRECTION PROCEDURE 1 (SCP1)**

**73. ITEM 7: AIRCRAFT IDENTIFICATION AND SSR MODE/SSR CODE**

## 156.8 Error Class/Error Id: SYN65

### Error Message(s)

SYN65: UNEXPECTED SEPARATOR AT ROW= x,COL= y (Field Name)

### Note

When multiple syntax errors are raised for a message, it might be triggered by the first error reported. Therefore it is recommended to treat/analyse the errors in the order they are reported by the system. Correcting the first one may result in all the subsequent syntax errors to disappear.

### Possible values in Error Message

- x and y: numbers to indicate in the message the row and column where the error is located.
- Field Name: ROUTE

**Can be ignored: NO (This field refers to internal manual processing. In this situation, an error may be ignored by an IFPS staff for reasons such as an anomaly or the results of a procedure).**

**Systematic Rejection Catalogue: NO**

### Reason

A field separator (e.g '/') is incorrectly placed in the route field of the message, after an airway for example.

### Requirements

In the route field, the separator '/' shall only be present after a point then followed by speed and level.

### IFPS Procedures

The IFPS staff shall remove the separator identified as causing the error to be raised.

### RPL Procedures

NA

### Related Sections

**78. ITEM 15: ROUTE**

**79. INITIAL SPEED AND LEVEL**

**80. EN-ROUTE CHANGE OF SPEED / LEVEL**

## 156.9 Error Class/Error Id: SYN66

### Error Message(s)

SYN66: ADDITIONAL DATA FOLLOWS TRUNCATION INDICATOR

### Note

When multiple syntax errors are raised for a message, it might be triggered by the first error reported. Therefore it is recommended to treat/analyse the errors in the order they are reported by the system. Correcting the first one may result in all the subsequent syntax errors to disappear.

### Possible values in Error Message

- x and y: numbers to indicate in the message the row and column where the error is located.
- Field Name: ROUTE

**Can be ignored: NO (This field refers to internal manual processing. In this situation, an error may be ignored by an IFPS staff for reasons such as an anomaly or the results of a procedure).**

**Systematic Rejection Catalogue: NO**

### Reason

A remote letter 'T' has been identified in the route field, indicating the truncation point of that route, but further route data has been identified after that designator.

### Requirements

Where a route is truncated using the individual letter 'T', no further route items should be inserted.

### IFPS Procedures

The IFPS staff shall analyse the route field **and**

- **If** the letter 'T' appears in the route field because of an extra space (for example: ABBO T or T AKAT), then the IFPS staff shall delete the space **or**
- **If** the letter 'T' indicates a truncated route, the IFPS staff shall remove it and proceed with the manual treatment.

### RPL Procedures

NA

### Related Sections

NA

## 156.10 Error Class/Error Id: SYN67

### Error Message(s)

SYN67: TOO MANY ALTERNATE AERODROMES

### Note

When multiple syntax errors are raised for a message, it might be triggered by the first error reported. Therefore it is recommended to treat/analyse the errors in the order they are reported by the system. Correcting the first one may result in all the subsequent syntax errors to disappear.

### Possible values in Error Message

NA

**Can be ignored:** NO (This field refers to internal manual processing. In this situation, an error may be ignored by an IFPS staff for reasons such as an anomaly or the results of a procedure).

**Systematic Rejection Catalogue:** NO

### Reason

This error is related to messages filed in ADEXP format only. More than two alternates have been specified, preceded each time by -ALTRNT.

### Requirements

When submitting messages in ADEXP format, a maximum number of 2 alternate aerodromes can be specified preceded respectively by -ALTRNT1 and -ALTRNT2.

### IFPS Procedures

The IFPS staff shall apply SCP1.

### RPL Procedures

NA

### Related Sections

NA

## 156.11 Error Class/Error Id: SYN68

### Error Message(s)

SYN68: TOO MANY ADDRESSES ON LINE AT ROW= x, COL= y

### Note

When multiple syntax errors are raised for a message, it might be triggered by the first error reported. Therefore it is recommended to treat/analyse the errors in the order they are reported by the system. Correcting the first one may result in all the subsequent syntax errors to disappear.

### Possible values in Error Message

- x and y: numbers to indicate in the message the row and column where the error is located.

**Can be ignored: NO (This field refers to internal manual processing. In this situation, an error may be ignored by an IFPS staff for reasons such as an anomaly or the results of a procedure).**

**Systematic Rejection Catalogue: NO**

### Reason

The maximum number of 7 AD line addresses has been exceeded in the indicated line, or a following line has not been prefixed by the AD indicator.

### Requirements

Each line in the re-addressing function shall contain a maximum of 7 addresses and should be prefixed by the letters 'AD'; any more addresses should be carried on to a new 'AD' line.

### IFPS Procedures

The IFPS staff shall apply SCP2.

### RPL Procedures

NA

### Related Sections

**14. RE-ADDRESSING FUNCTION**

**26. STANDARD CORRECTION PROCEDURE 2 (SCP2)**

**156.12 Error Class/Error Id: SYN69****Error Message(s)**

SYN69: EXPECTED TIME DESIGNATOR NOT FOUND AT ROW= x, COL= y (Field Name)

**Note**

When multiple syntax errors are raised for a message, it might be triggered by the first error reported. Therefore it is recommended to treat/analyse the errors in the order they are reported by the system. Correcting the first one may result in all the subsequent syntax errors to disappear.

**Possible values in Error Message**

- x and y: numbers to indicate in the message the row and column where the error is located.
- Field Name: EOBT, TTL\_EET, SPL\_E, ATD, ATA, ETO/ATO.

**Can be ignored: NO (This field refers to internal manual processing. In this situation, an error may be ignored by an IFPS staff for reasons such as an anomaly or the results of a procedure).**

**Systematic Rejection Catalogue: NO**

**Reason**

The time designator is missing or IFPS is not able to identify it: EOBT, EET etc

**Requirements**

Where a time designator is required, it shall be included and specified in the correct format.

**IFPS Procedures**

For field type SPL\_E: The IFPS staff shall move the closing bracket of the message from the end of Item 19 to the end of Item 18.

For field type ATD, ATA, EOBT, TTL\_EET: The IFPS staff shall apply SCP1.

For field type ETO/ATO: (concerns AFIL messages):

- When the ATO/ETO is missing from the message; the IFPS staff shall contact the message originator to obtain the ATO/ETO **and**
- Where no contact with the message originator is possible, the IFPS staff shall insert the filing time of the message, in association with the appropriate date of flight.

**RPL Procedures**

NA

**Related Sections**

**26. STANDARD CORRECTION PROCEDURE 1 (SCP1)**

**77. ITEM 13: AERODROME OF DEPARTURE (ADEP) AND ESTIMATED OFF-BLOCKS TIME (EOBT)**

**84. ITEM 16: A) DESTINATION AERODROME B) TOTAL ESTIMATED ELAPSED TIME C) ALTERNATE AERODROME(s)**

**113. TOTAL FUEL ENDURANCE: E/**

**127. DEPARTURE (DEP)**

**128. ARRIVAL (ARR)**

**132. AIR-FILED FLIGHT PLANS (AFIL)**

## 156.13 Error Class/Error Id: SYN70

### Error Message(s)

SYN70: FIELD TEXT TOO SHORT AT ROW= x, COL= y (Field Name)

### Note

When multiple syntax errors are raised for a message, it might be triggered by the first error reported. Therefore it is recommended to treat/analyse the errors in the order they are reported by the system. Correcting the first one may result in all the subsequent syntax errors to disappear.

### Possible values in Error Message

- x and y: numbers to indicate in the message the row and column where the error is located.
- Field Name: wide range of possibilities such as ARCTYP, RVR, ORGN, ARCID, SSRCODE, SEQPT, EOBT, REG, SEL, TYP, COM, DAT, NAV, DEP, DEST, ADEP, ADES, ALTNZ, RALT, RFP, SUR, TALT, ATD, ATA, DLE.

**Can be ignored: NO (This field refers to internal manual processing. In this situation, an error may be ignored by an IFPS staff for reasons such as an anomaly or the results of a procedure).**

**Systematic Rejection Catalogue: YES**

### Reason

The syntax for the field that is identified in the error message is not correct.

### Requirements

The correct syntax shall be used.

### IFPS Procedures

This error is part of the Systematic Rejection Catalogue. Normally, messages raising that error shall be automatically rejected. However, there are specific exemptions: for more details refer to CHMI>TEM>IFPS Error Highlighting + Systematic Rejection Catalogue. If a message is presented for manual processing with that error, it means that the message matches the criteria set for an exemption. Therefore the following procedure shall be applied by IFPS staff:

The IFPS staff shall apply SCP1, unless there is no doubt about the intended content of the field in error.

### RPL Procedures

NA

### Related Sections

**65. RUNWAY VISUAL RANGE**

**66. ORIGINATOR (ORGN) INDICATOR**

**73. ITEM 7: AIRCRAFT IDENTIFICATION AND SSR MODE/SSR CODE**

**75. ITEM 9: NUMBER AND TYPE OF AIRCRAFT AND WAKE TURBULENCE CATEGORY**

**76. ITEM 10: EQUIPMENT & CAPABILITIES**

**77. ITEM 13: AERODROME OF DEPARTURE (ADEP) AND ESTIMATED OFF-BLOCKS TIME (EOBT)**

**84. ITEM 16: A) DESTINATION AERODROME B) TOTAL ESTIMATED ELAPSED TIME C) ALTERNATE AERODROME(s)**

**88. AIRCRAFT REGISTRATION (REG)**

**89. SELCAL (SEL)**

**92. AIRCRAFT TYPE (TYP)**

**94. COMMUNICATIONS EQUIPMENT (COM)**

**95. DATA LINK CAPABILITY (DAT)**

**96. NAVIGATION EQUIPMENT (NAV)**

- 97. DEPARTURE AERODROME (DEP)
- 98. DESTINATION AERODROME (DEST)
- 99. ALTERNATE DESTINATION AERODROME (ALTN)
- 100. EN-ROUTE ALTERNATE AERODROME (RALT)
- 103. REPLACEMENT FLIGHT PLAN (RFP)
- 107. PBN (PERFORMANCE BASED NAVIGATION)
- 108. SURVEILLANCE (SUR)
- 109. TAKE-OFF ALTERNATE (TALT)
- 110. EN-ROUTE DELAY OR HOLDING (DLE)
- 121. PILOT IN COMMAND: C/
- 127. DEPARTURE (DEP)
- 128. ARRIVAL (ARR)



## 156.14 Error Class/Error Id: SYN71

### Error Message(s)

SYN71: FIELD TEXT TOO LONG AT ROW= x, COL= y (Field Name)

### Note

When multiple syntax errors are raised for a message, it might be triggered by the first error reported. Therefore it is recommended to treat/analyse the errors in the order they are reported by the system. Correcting the first one may result in all the subsequent syntax errors to disappear.

### Possible values in Error Message

- x and y: numbers to indicate in the message the row and column where the error is located.
- Field Name: wide range of possibilities such as FLTTYP, RVR, ORGN, ARCID, SSRCODE, SEQPT, EOBT, REG, SEL, TYP, COM, DAT, NAV, DEP, ALTNZ, RALT, RFP, SUR, TALT, DLE.

**Can be ignored: NO (This field refers to internal manual processing. In this situation, an error may be ignored by an IFPS staff for reasons such as an anomaly or the results of a procedure).**

**Systematic Rejection Catalogue: YES**

### Reason

The syntax for the field that is identified in the error message is not correct.

### Requirements

The correct syntax shall be used.

### IFPS Procedures

This error is part of the Systematic Rejection Catalogue. Normally, messages raising that error shall be automatically rejected. However, there are specific exemptions: for more details refer to CHMI>TEM>IFPS Error Highlighting + Systematic Rejection Catalogue. If a message is presented for manual processing with that error, it means that the message matches the criteria set for an exemption. Therefore the following procedure shall be applied by IFPS staff:

The IFPS staff shall apply SCP1, unless there is no doubt about the intended content of the field in error.

### RPL Procedures

NA

### Related Sections

**65. RUNWAY VISUAL RANGE**

**66. ORIGINATOR (ORGN) INDICATOR**

**73. ITEM 7: AIRCRAFT IDENTIFICATION AND SSR MODE/SSR CODE**

**74. ITEM 8: FLIGHT RULES AND TYPE OF FLIGHT**

**76. ITEM 10: EQUIPMENT & CAPABILITIES**

**77. ITEM 13: AERODROME OF DEPARTURE (ADEP) AND ESTIMATED OFF-BLOCKS TIME (EOBT)**

**88. AIRCRAFT REGISTRATION (REG)**

**89. SELCAL (SEL)**

**92. AIRCRAFT TYPE (TYP)**

**94. COMMUNICATIONS EQUIPMENT (COM)**

**95. DATA LINK CAPABILITY (DAT)**

**96. NAVIGATION EQUIPMENT (NAV)**

**97. DEPARTURE AERODROME (DEP)**

**98. DESTINATION AERODROME (DEST)**

**99. ALTERNATE DESTINATION AERODROME (ALTN)**

- 100. EN-ROUTE ALTERNATE AERODROME (RALT)
- 103. REPLACEMENT FLIGHT PLAN (RFP)
- 107. PBN (PERFORMANCE BASED NAVIGATION)
- 108. SURVEILLANCE (SUR)
- 109. TAKE-OFF ALTERNATE (TALT)
- 110. EN-ROUTE DELAY OR HOLDING (DLE)
- 121. PILOT IN COMMAND: C/
- 127. DEPARTURE (DEP)
- 128. ARRIVAL (ARR)

## 156.15 Error Class/Error Id: SYN72

### Error Message(s)

**SYN72: SUSPECT TEXT TOO LONG AT ROW= x,COL= y (Field Name)**

### Note

When multiple syntax errors are raised for a message, it might be triggered by the first error reported. Therefore it is recommended to treat/analyse the errors in the order they are reported by the system. Correcting the first one may result in all the subsequent syntax errors to disappear.

### Possible values in Error Message

- x and y: numbers to indicate in the message the row and column where the error is located.
- Field Name: wide range of possibilities.

**Can be ignored: NO (This field refers to internal manual processing. In this situation, an error may be ignored by an IFPS staff for reasons such as an anomaly or the results of a procedure).**

**Systematic Rejection Catalogue: NO**

### Reason

The syntax for the field that is identified in the error message is not correct.

### Requirements

The correct syntax shall be used.

### IFPS Procedures

The IFPS staff shall identify the field where the error is located and amend the message to obtain a correct syntax. When such action would affect important elements of the message, then the IFPS staff shall apply SCP1.

### RPL Procedures

NA

### Related Sections

#### **26. STANDARD CORRECTION PROCEDURE 1 (SCP1)**

**Various. Refer to the section corresponding to the field name specified in the error message.**

## 156.16 Error Class/Error Id: SYN73

### Error Message(s)

SYN73: SUSPECT INVALID FIELD AT ROW= x, COL= y (F18 <Sub-field Name> AFTER F19 <Sub-field Name> (x,y))

### Note

When multiple syntax errors are raised for a message, it might be triggered by the first error reported. Therefore it is recommended to treat/analyse the errors in the order they are reported by the system. Correcting the first one may result in all the subsequent syntax errors to disappear.

### Possible values in Error Message

- x and y: numbers to indicate in the message the row and column where the error is located.
- Sub-Field Name: any subfield from item 18 and any subfield from item 19.

**Can be ignored: NO (This field refers to internal manual processing. In this situation, an error may be ignored by an IFPS staff for reasons such as an anomaly or the results of a procedure).**

**Systematic Rejection Catalogue: NO**

### Reason

Either an item 18 sub-field indicator has been detected inside item 19 **or**

In Item 18 sub-field texts, where '/' is used with an Item 19 sub-field indicator before it, the system may misinterpret that piece of data as an Item 19 entry. Where the text following the '/' is appropriate for that heading, the system may automatically extract that information string as Item 19 data. If the text following the '/' is incorrect for the sub-field heading, then the system shall raise an error, based on the assumption that it is an Item 19 sub-field.

### Requirements

Item 18 sub-fields shall not be indicated after item 19 indicators.

### IFPS Procedures

- In the first case (see above, Reason), the IFPS staff shall remove the item 18 sub-field found after an item 19 sub-field and shall insert it in the item 18 **or**
- In the second case (see above, Reason), where the system suspects that an item 18 information string is an item 19 sub-field, that information must be disguised by the IFPS staff; normally, replacing the '/' with a space is sufficient.

### RPL Procedures

NA

### Related Sections

**85. ITEM 18: OTHER INFORMATION**

**112. ITEM 19: SUPPLEMENTARY INFORMATION**

## 156.17 Error Class/Error Id: SYN74

### Error Message(s)

SYN74: EXPECTED SSR EQUIPMENT DESIGNATOR AT ROW= x,COL=Y (SEQPT)

### Note

When multiple syntax errors are raised for a message, it might be triggered by the first error reported. Therefore it is recommended to treat/analyse the errors in the order they are reported by the system. Correcting the first one may result in all the subsequent syntax errors to disappear.

### Possible values in Error Message

- x and y: numbers to indicate in the message the row and column where the error is located.
- SEQPT: Surveillance Equipment.

**Can be ignored: NO (This field refers to internal manual processing. In this situation, an error may be ignored by an IFPS staff for reasons such as an anomaly or the results of a procedure).**

**Systematic Rejection Catalogue: NO**

### Reason

The surveillance equipment designator(s) is/are missing from the submitted message.

### Requirements

The surveillance equipment shall be indicated by either N or one or more of the equipment designators approved by ICAO.

### IFPS Procedures

- If the SSR equipment is present but not read due to a syntax error, then the IFPS shall amend the message to the correct syntax **or**
- If the SSR equipment is missing then the IFPS staff shall apply SCP1.

### RPL Procedures

NA

### Related Sections

**26. STANDARD CORRECTION PROCEDURE 1 (SCP1)**

**76. ITEM 10: EQUIPMENT & CAPABILITIES**

## 156.18 Error Class/Error Id: SYN76

### Error Message(s)

SYN76: NO PARALLEL ALLOWED IN FIELD AT ROW= x,COL= y (Field Name)

### Note

When multiple syntax errors are raised for a message, it might be triggered by the first error reported. Therefore it is recommended to treat/analyse the errors in the order they are reported by the system. Correcting the first one may result in all the subsequent syntax errors to disappear.

### Possible values in Error Message

- x and y: numbers to indicate in the message the row and column where the error is located.
- Field Name: wide range of possibilities.

**Can be ignored: NO (This field refers to internal manual processing. In this situation, an error may be ignored by an IFPS staff for reasons such as an anomaly or the results of a procedure).**

**Systematic Rejection Catalogue: NO**

### Reason

The syntax for the field that is identified in the error message is not correct.

### Requirements

The correct syntax shall be used.

### IFPS Procedures

The IFPS staff shall identify the field where the error is located and amend the message to obtain a correct syntax. When such action would affect important elements of the message, then the IFPS staff shall apply SCP1.

### RPL Procedures

NA

### Related Sections

#### 26. STANDARD CORRECTION PROCEDURES 1 (SCP1)

**Various. Refer to the section corresponding to the field name specified in the error message.**

## 156.19 Error Class/Error Id: SYN77

### Error Message(s)

SYN77: EXPECTED NUMERIC ROW= x,COL=y (Field Name)

### Note

When multiple syntax errors are raised for a message, it might be triggered by the first error reported. Therefore it is recommended to treat/analyse the errors in the order they are reported by the system. Correcting the first one may result in all the subsequent syntax errors to disappear.

### Possible values in Error Message

- x and y: numbers to indicate in the message the row and column where the error is located.
- Field Name: wide range of possibilities such as SPL\_P (Supplementary Information Persons on Board).

**Can be ignored: NO (This field refers to internal manual processing. In this situation, an error may be ignored by an IFPS staff for reasons such as an anomaly or the results of a procedure).**

**Systematic Rejection Catalogue: NO**

### Reason

The syntax for the field that is identified in the error message is not correct.

### Requirements

The correct syntax shall be used.

### IFPS Procedures

The IFPS staff shall identify the field where the error is located and amend the message to obtain a correct syntax.

For example, when it concerns Supplementary Information (Item 19), the IFPS staff shall move the closing bracket of the message from the end of Item 19 to the end of Item 18.

When such action would affect important elements of that message, then the IFPS staff shall apply SCP1.

### RPL Procedures

NA

### Related Sections

**26. STANDARD CORRECTION PROCEDURES 1 (SCP1)**

**114. TOTAL NUMBER OF PERSONS ON BOARD: P/**

## 156.20 Error Class/Error Id: SYN78

### Error Message(s)

SYN78: NO CHANGES ALLOWED IN KEY FIELD AT ROW= x,COL= y (Field Name)

### Note

When multiple syntax errors are raised for a message, it might be triggered by the first error reported. Therefore it is recommended to treat/analyse the errors in the order they are reported by the system. Correcting the first one may result in all the subsequent syntax errors to disappear.

### Possible values in Error Message

- x and y: numbers to indicate in the message the row and column where the error is located.
- Field Name: ARCID, ADEP, ADES, DOF.

**Can be ignored: NO (This field refers to internal manual processing. In this situation, an error may be ignored by an IFPS staff for reasons such as an anomaly or the results of a procedure).**

**Systematic Rejection Catalogue: NO**

### Reason

It is not possible to make changes to the indicated key field. The key fields are: Aircraft Identification, Aerodrome of Departure, Aerodrome of Destination and Date of Flight.

### Requirements

Key fields shall only be changed by cancelling the existing flight plan and re-filing with the new key field data.

### IFPS Procedures

The IFPS staff shall apply SCP1.

### RPL Procedures

NA

### Related Sections

**26. STANDARD CORRECTION PROCEDURES 1 (SCP1)**

**32. KEY FIELDS**



## 156.21 Error Class/Error Id: SYN80

### Error Message(s)

SYN80: MULTIPLE MATCHING LONGITUDE FOUND IN ROUTE, CANNOT EXPAND MERIDIAN

### Note

When multiple syntax errors are raised for a message, it might be triggered by the first error reported. Therefore it is recommended to treat/analyse the errors in the order they are reported by the system. Correcting the first one may result in all the subsequent syntax errors to disappear.

### Possible values in Error Message

NA

**Can be ignored:** NO (This field refers to internal manual processing. In this situation, an error may be ignored by an IFPS staff for reasons such as an anomaly or the results of a procedure).

**Systematic Rejection Catalogue:** NO

### Reason

In Item 18, an EET using only a longitude as a referent point has more than one route point indicating the same longitude.

### Requirements

Where a route contains more than one geographical coordinate on the same longitude, any associated EET must contain the full geographical coordinates for that estimate.

### IFPS Procedures

The IFPS staff shall insert the full geographical coordinates in the sub field EET in Item 18 for the concerned entry.

### RPL Procedures

NA

### Related Sections

**82. POINTS**

**86. ESTIMATED ELAPSED TIME (EET)**

## 156.22 Error Class/Error Id: SYN81

### Error Message(s)

SYN81: MULTIPLE MATCHING LATITUDE FOUND IN ROUTE, CANNOT EXPAND PARALLEL

### Note

When multiple syntax errors are raised for a message, it might be triggered by the first error reported. Therefore it is recommended to treat/analyse the errors in the order they are reported by the system. Correcting the first one may result in all the subsequent syntax errors to disappear.

### Possible values in Error Message

NA

**Can be ignored: NO (This field refers to internal manual processing. In this situation, an error may be ignored by an IFPS staff for reasons such as an anomaly or the results of a procedure).**

**Systematic Rejection Catalogue: NO**

### Reason

In Item 18, an EET using only latitude as a reference point has more than one route point indicating the same latitude.

### Requirements

Where a route contains more than one geographical coordinate on the same latitude, any associated EET must contain the full geographical coordinates for that estimate.

### IFPS Procedures

The IFPS staff shall insert the full geographical coordinates in the sub field EET in Item 18 for the concerned entry.

### RPL Procedures

NA

### Related Sections

**82. POINTS**

**86. ESTIMATED ELAPSED TIME (EET)**

## 156.23 Error Class/Error Id: SYN82

### Error Message(s)

SYN82: MULTIPLE FLIGHT INFO RECORDS IN RPL

### Note

When multiple syntax errors are raised for a message, it might be triggered by the first error reported. Therefore it is recommended to treat/analyse the errors in the order they are reported by the system. Correcting the first one may result in all the subsequent syntax errors to disappear.

### Possible values in Error Message

NA

**Can be ignored: NO (This field refers to internal manual processing. In this situation, an error may be ignored by an IFPS staff for reasons such as an anomaly or the results of a procedure).**

**Systematic Rejection Catalogue: NO**

### Reason

In an RPL submission, line 2 appears more than once.

### Requirements

In an RPL submission, line 2 shall only been specified once.

### IFPS Procedures

NA

### RPL Procedures

The RPL staff shall contact the originator of the submission in order to determine if it is a duplication of the first line or a partially missing RPL.

### Related Sections

**5. RPL SUBMISSION**

**6. IFPS RPL FORMAT**

## 156.24 Error Class/Error Id: SYN83

### Error Message(s)

SYN83: MISSING PARENTHESIS

### Note

When multiple syntax errors are raised for a message, it might be triggered by the first error reported. Therefore it is recommended to treat/analyse the errors in the order they are reported by the system. Correcting the first one may result in all the subsequent syntax errors to disappear.

### Possible values in Error Message

NA

**Can be ignored: NO (This field refers to internal manual processing. In this situation, an error may be ignored by an IFPS staff for reasons such as an anomaly or the results of a procedure).**

**Systematic Rejection Catalogue: NO**

### Reason

The message does not contain the correct pairing of parenthesis.

### Requirements

The correct format shall be used.

### IFPS Procedures

The IFPS staff shall correct the syntax error and proceed with any subsequent error(s) raised if any.

### RPL Procedures

NA

### Related Sections

NA

## 156.25 Error Class/Error Id: SYN84

### Error Message(s)

SYN84: MISSING OR INVALID LEVEL

### Note

When multiple syntax errors are raised for a message, it might be triggered by the first error reported. Therefore it is recommended to treat/analyse the errors in the order they are reported by the system. Correcting the first one may result in all the subsequent syntax errors to disappear.

### Possible values in Error Message

NA

**Can be ignored: NO (This field refers to internal manual processing. In this situation, an error may be ignored by an IFPS staff for reasons such as an anomaly or the results of a procedure).**

**Systematic Rejection Catalogue: NO**

### Reason

The expected level information in the message cannot be identified.

### Requirements

The correct syntax shall be used.

### IFPS Procedures

The IFPS staff shall apply SCP1 unless there is no ambiguity with the intended level.

### RPL Procedures

NA

### Related Sections

**26. STANDARD CORRECTION PROCEDURE 1 (SCP1)**

**79. INITIAL SPEED AND LEVEL**

**80. EN-ROUTE CHANGE OF SPEED / LEVEL**

## 156.26 Error Class/Error Id: SYN85

### Error Message(s)

SYN85: MISSING FIELD ROW= x, COL= y (Field Name)

### Note

When multiple syntax errors are raised for a message, it might be triggered by the first error reported. Therefore it is recommended to treat/analyse the errors in the order they are reported by the system. Correcting the first one may result in all the subsequent syntax errors to disappear.

### Possible values in Error Message

- x and y: numbers to indicate in the message the row and column where the error is located.
- Field Name: ARCID, FIELD 18.

**Can be ignored: NO (This field refers to internal manual processing. In this situation, an error may be ignored by an IFPS staff for reasons such as an anomaly or the results of a procedure).**

**Systematic Rejection Catalogue: YES**

### Reason

The field specified is missing or cannot be found due to another syntax error.

### Requirements

The correct syntax shall be used. In associated messages, a correctly formatted Item 18 shall be present in the following message types: CNL, DLA, CHG, DEP, RQS, and RQP.

### IFPS Procedures

This error is part of the Systematic Rejection Catalogue. Normally, messages raising that error shall be automatically rejected. However, there are specific exemptions: for more details refer to CHMI>TEM>IFPS Error Highlighting + Systematic Rejection Catalogue. If a message is presented for manual processing with that error, it means that the message matches the criteria set for an exemption. Therefore the following procedure shall be applied by IFPS staff:

When the message is an RQP, the IFPS staff shall reject that message.

In all other cases the IFPS staff shall insert '0' as Item 18, **and** in case the message matches multiples flight plans, the IFPS staff shall apply SCP1.

### RPL Procedures

NA

### Related Sections

**26. STANDARD CORRECTION PROCEDURE 1 (SCP1)**

**73. ITEM 7 AIRCRAFT IDENTIFICATION**

**124. MODIFICATION (CHG)**

**125. DELAY (DLA)**

**126. CANCEL (CNL)**

**127. DEPARTURE (DEP)**

**129. REQUEST FLIGHT PLAN (RQP)**

**130. REQUEST SUPPLEMENTARY FLIGHT PLAN (RQS)**

**156.27 Error Class/Error Id: SYN86****Error Message(s)**

SYN86: MISSING OR INVALID SIGNIFICANT POINT DESIGNATOR

**Note**

When multiple syntax errors are raised for a message, it might be triggered by the first error reported. Therefore it is recommended to treat/analyse the errors in the order they are reported by the system. Correcting the first one may result in all the subsequent syntax errors to disappear.

**Possible values in Error Message**

NA

**Can be ignored: NO (This field refers to internal manual processing. In this situation, an error may be ignored by an IFPS staff for reasons such as an anomaly or the results of a procedure).**

**Systematic Rejection Catalogue: NO**

**Reason**

This error is related to messages filed in ADEXP format only. A specific point is missing or cannot be found due to another syntax error.

**Requirements**

The correct syntax shall be used.

**IFPS Procedures**

The IFPS staff shall correct the syntax error and proceed with any subsequent error(s) raised if any.

If this is not possible (missing field or point cannot be identified) then the IFPS staff shall apply SCP1.

**RPL Procedures**

NA

**Related Sections**

**26. STANDARD CORRECTION PROCEDURE 1 (SCP1)**

**82. POINTS**

**156.28 Error Class/Error Id: SYN87****Error Message(s)**

SYN87: MISSING OR INVALID ETO

**Note**

When multiple syntax errors are raised for a message, it might be triggered by the first error reported. Therefore it is recommended to treat/analyse the errors in the order they are reported by the system. Correcting the first one may result in all the subsequent syntax errors to disappear.

**Possible values in Error Message**

NA

**Can be ignored: NO (This field refers to internal manual processing. In this situation, an error may be ignored by an IFPS staff for reasons such as an anomaly or the results of a procedure).**

**Systematic Rejection Catalogue: NO**

**Reason**

This error is related to messages filed in ADEXP format only. The Estimated Time Over (ETO) is missing or cannot be found due to another syntax error or is invalid.

**Requirements**

The correct syntax shall be used.

**IFPS Procedures**

The IFPS staff shall correct the syntax error and proceed with any subsequent error(s) raised if any.

If this is not possible (missing ETO or ETO cannot be identified) then the IFPS staff shall apply SCP1.

**RPL Procedures**

NA

**Related Sections**

**15. ATS DATA EXCHANGE PRESENTATION (ADEXP)**

**26. STANDARD CORRECTION PROCEDURE 1 (SCP1)**

**132. AIR FILED FLIGHT PLANS (AFIL)**

**133. ATC FLIGHT PLAN PROPOSAL (AFP)**



**156.29 Error Class/Error Id: SYN88****Error Message(s)**

SYN88: MISSING OR INVALID END KEYWORD

**Note**

When multiple syntax errors are raised for a message, it might be triggered by the first error reported. Therefore it is recommended to treat/analyse the errors in the order they are reported by the system. Correcting the first one may result in all the subsequent syntax errors to disappear.

**Possible values in Error Message**

NA

**Can be ignored: NO (This field refers to internal manual processing. In this situation, an error may be ignored by an IFPS staff for reasons such as an anomaly or the results of a procedure).**

**Systematic Rejection Catalogue: NO**

**Reason**

This error is related to messages filed in ADEXP format only. The END KEYWORD is missing or cannot be found due to another syntax error or is invalid.

**Requirements**

The correct syntax shall be used.

**IFPS Procedures**

The IFPS staff shall correct the syntax error and proceed with any subsequent error(s) raised if any.

If this is not possible, then the IFPS staff shall apply SCP1.

**RPL Procedures**

NA

**Related Sections**

**15. ATS DATA EXCHANGE PRESENTATION (ADEXP)**

**26. STANDARD CORRECTION PROCEDURE 1 (SCP1)**

**156.30 Error Class/Error Id: SYN89****Error Message(s)**

SYN89: MISSING OR INVALID ADEXP ADDRESS

**Note**

When multiple syntax errors are raised for a message, it might be triggered by the first error reported. Therefore it is recommended to treat/analyse the errors in the order they are reported by the system. Correcting the first one may result in all the subsequent syntax errors to disappear.

**Possible values in Error Message**

NA

**Can be ignored: NO (This field refers to internal manual processing. In this situation, an error may be ignored by an IFPS staff for reasons such as an anomaly or the results of a procedure).**

**Systematic Rejection Catalogue: NO**

**Reason**

This error is related to messages filed in ADEXP format only. An ADDRESS is missing or cannot be found due to another syntax error or is invalid.

**Requirements**

The correct syntax shall be used.

**IFPS Procedures**

The IFPS staff shall correct the syntax error and proceed with any subsequent error(s) raised if any.

If this is not possible, then the IFPS staff shall apply SCP1.

**RPL Procedures**

NA

**Related Sections**

**15. ATS DATA EXCHANGE PRESENTATION (ADEXP)**

**26. STANDARD CORRECTION PROCEDURE 1 (SCP1)**

**156.31 Error Class/Error Id: SYN90****Error Message(s)**

SYN90: NO MERIDIAN ALLOWED IN FIELD AT ROW= x,COL= y (Field Name)

**Note**

When multiple syntax errors are raised for a message, it might be triggered by the first error reported. Therefore it is recommended to treat/analyse the errors in the order they are reported by the system. Correcting the first one may result in all the subsequent syntax errors to disappear.

**Possible values in Error Message**

- x and y: numbers to indicate in the message the row and column where the error is located.
- Field Name: various possibilities.

**Can be ignored: NO (This field refers to internal manual processing. In this situation, an error may be ignored by an IFPS staff for reasons such as an anomaly or the results of a procedure).**

**Systematic Rejection Catalogue: NO**

**Reason**

A geographical coordinate is not allowed in the field specified.

**Requirements**

The correct syntax shall be used.

**IFPS Procedures**

The IFPS staff shall apply SCP1.

**RPL Procedures**

NA

**Related Sections**

**26. STANDARD CORRECTION PROCEDURE 1 (SCP1)**

**156.32 Error Class/Error Id: SYN91****Error Message(s)**

SYN91: DUPLICATE DATA

**Note**

When multiple syntax errors are raised for a message, it might be triggered by the first error reported. Therefore it is recommended to treat/analyse the errors in the order they are reported by the system. Correcting the first one may result in all the subsequent syntax errors to disappear.

**Possible values in Error Message**

NA

**Can be ignored: NO (This field refers to internal manual processing. In this situation, an error may be ignored by an IFPS staff for reasons such as an anomaly or the results of a procedure).**

**Systematic Rejection Catalogue: NO**

**Reason**

This error is related to messages filed in ADEXP format only and when a duplicate data is found in sets e.g. a duplicate REF, GEO, REN etc.

**Requirements**

The correct syntax shall be used.

**IFPS Procedures**

The IFPS staff shall correct the syntax error (be deleting one of the duplicate entry) and proceed with any subsequent error(s) raised if any.

**RPL Procedures**

NA

**Related Sections**

**15. ATS DATA EXCHANGE PRESENTATION (ADEXP)**

**156.33 Error Class/Error Id: SYN92****Error Message(s)**

SYN92: MISSING OR INVALID TITLE

**Note**

When multiple syntax errors are raised for a message, it might be triggered by the first error reported. Therefore it is recommended to treat/analyse the errors in the order they are reported by the system. Correcting the first one may result in all the subsequent syntax errors to disappear.

**Possible values in Error Message**

NA

**Can be ignored: NO (This field refers to internal manual processing. In this situation, an error may be ignored by an IFPS staff for reasons such as an anomaly or the results of a procedure).**

**Systematic Rejection Catalogue: NO**

**Reason**

This error is related to messages filed in ADEXP format only. The message title contains invalid characters **or** is incomplete **or** is not an allowed title for input to IFPS.

**Requirements**

All messages submitted to IFPS in ADEXP format shall contain one of the defined message titles that are recognised by IFPS.

**IFPS Procedures**

If the message is in the correct ACH/APL format then the IFPS staff shall reject that message.

In all other cases, the IFPS staff shall apply SCP1 unless there is no ambiguity about the correct message title.

**RPL Procedures**

NA

**Related Sections**

**26. STANDARD CORRECTION PROCEDURE 1 (SCP1)**

**72. ITEM 3: MESSAGE TITLE**

**Related Document(s):**

**IFPS and RPL Dictionary of Messages**

**156.34 Error Class/Error Id: SYN93****Error Message(s)**

SYN93: INVALID TIME DESIGNATOR AT ROW= x, COL= y (Field Name)

**Note**

When multiple syntax errors are raised for a message, it might be triggered by the first error reported. Therefore it is recommended to treat/analyse the errors in the order they are reported by the system. Correcting the first one may result in all the subsequent syntax errors to disappear.

**Possible values in Error Message**

- x and y: numbers to indicate in the message the row and column where the error is located.
- Field Name: EETPT Estimated Elapsed Time at Point (EET sub field in Item 18)

**Can be ignored: NO (This field refers to internal manual processing. In this situation, an error may be ignored by an IFPS staff for reasons such as an anomaly or the results of a procedure).**

**Systematic Rejection Catalogue: NO**

**Reason**

The indicated time designator in the EET sub-field in Item 18 does not conform to the standard 24-hour format.

**Requirements**

The correct syntax shall be used: HHMM.

**IFPS Procedures**

The IFPS shall try to identify the intended time. **If** this is not possible **or** in case of any doubt then the IFPS shall try to contact the message originator.

**If** no contact can be achieved then the IFPS staff shall 'cut' and 'paste' the point or FIR/estimated elapsed time group to the RMK sub-field in Item 18.

**RPL Procedures**

NA

**Related Sections****86. ESTIMATED ELAPSED TIME (EET)**

**156.35 Error Class/Error Id: SYN95****Error Message(s)**

SYN95: INVALID SPEED DESIGNATOR AT ROW= x, COL= y (Field Name)

**Note**

When multiple syntax errors are raised for a message, it might be triggered by the first error reported. Therefore it is recommended to treat/analyse the errors in the order they are reported by the system. Correcting the first one may result in all the subsequent syntax errors to disappear.

**Possible values in Error Message**

- x and y: numbers to indicate in the message the row and column where the error is located.
- Field Name: SPEED.

**Can be ignored: NO (This field refers to internal manual processing. In this situation, an error may be ignored by an IFPS staff for reasons such as an anomaly or the results of a procedure).**

**Systematic Rejection Catalogue: NO**

**Reason**

An incorrect syntax for the speed has been used. For example: M for 'Mach' followed by 4 digits (should be 3).

**Requirements**

The speed indication shall be specified with one the allowed manner and in the correct format.

**IFPS Procedures**

The IFPS staff shall try to identify the intended speed. **If** this is not possible **or** in case of any doubt then the IFPS shall apply SCP1.

**RPL Procedures**

NA

**Related Sections**

**26. STANDARD CORRECTION PROCEDURE 1 (SCP1)**

**79. INITIAL SPEED AND LEVEL**

**80. EN-ROUTE CHANGE OF SPEED AND LEVEL**

**156.36 Error Class/Error Id: SYN96****Error Message(s)**

SYN96: INVALID SOURCE

**Note**

When multiple syntax errors are raised for a message, it might be triggered by the first error reported. Therefore it is recommended to treat/analyse the errors in the order they are reported by the system. Correcting the first one may result in all the subsequent syntax errors to disappear.

**Possible values in Error Message**

NA

**Can be ignored: NO (This field refers to internal manual processing. In this situation, an error may be ignored by an IFPS staff for reasons such as an anomaly or the results of a procedure).**

**Systematic Rejection Catalogue: NO**

**Reason**

The SRC sub-field in Item 18 is present in a message submission.

**Requirements**

SRC sub-field shall never be present in a message sent to the IFPS. This is a field which is added automatically by the IFPS after successful processing and may be found in messages output.

**IFPS Procedures**

The IFPS staff shall delete the SRC sub-field from the incoming message and proceed with any subsequent error(s) raised if any.

**RPL Procedures**

NA

**Related Sections****67. SOURCE (SRC) INDICATOR**



**156.37 Error Class/Error Id: SYN97****Error Message(s)**

SYN97: INVALID SEPARATOR AT ROW= x, COL= y

**Note**

When multiple syntax errors are raised for a message, it might be triggered by the first error reported. Therefore it is recommended to treat/analyse the errors in the order they are reported by the system. Correcting the first one may result in all the subsequent syntax errors to disappear.

**Possible values in Error Message**

NA

**Can be ignored: NO (This field refers to internal manual processing. In this situation, an error may be ignored by an IFPS staff for reasons such as an anomaly or the results of a procedure).**

**Systematic Rejection Catalogue: NO**

**Reason**

The message has errors that cause the IFPS system to be unable to distinguish between the expected fields.

**Requirements**

The correct format shall be used.

**IFPS Procedures**

The IFPS staff shall correct the syntax error and proceed with any subsequent error(s) raised if any.

**RPL Procedures**

NA

**Related Sections**

NA

**156.38 Error Class/Error Id: SYN98****Error Message(s)**

SYN98: INVALID POINT

**Note**

When multiple syntax errors are raised for a message, it might be triggered by the first error reported. Therefore it is recommended to treat/analyse the errors in the order they are reported by the system. Correcting the first one may result in all the subsequent syntax errors to disappear.

**Possible values in Error Message**

NA

**Can be ignored: NO (This field refers to internal manual processing. In this situation, an error may be ignored by an IFPS staff for reasons such as an anomaly or the results of a procedure).**

**Systematic Rejection Catalogue: NO**

**Reason**

This error is related to messages filed in ADEXP format only where there is/are problem(s) with points in fields. Example: missing PTID in a REF point.

**Requirements**

The correct format shall be used.

**IFPS Procedures**

The IFPS staff shall correct the syntax error and proceed with any subsequent error(s) raised if any.

Whenever this is not possible, then the IFPS staff shall apply SCP1.

**RPL Procedures**

NA

**Related Sections**

**15. ATS DATA EXCHANGE PRESENTATION (ADEXP)**

**26. STANDARD CORRECTION PROCEDURE 1 (SCP1)**

**Related Document(s):**

**IFPS and RPL Dictionary of Messages**

## 156.39 Error Class/Error Id: SYN99

### Error Message(s)

SYN99: INVALID LONGITUDE DESIGNATOR AT ROW= x, COL= y (Field Name)

### Note

When multiple syntax errors are raised for a message, it might be triggered by the first error reported. Therefore it is recommended to treat/analyse the errors in the order they are reported by the system. Correcting the first one may result in all the subsequent syntax errors to disappear.

### Possible values in Error Message

- x and y: numbers to indicate in the message the row and column where the error is located.
- Field Name: EETPT: Estimated Elapsed Time Point, for the Item 18 EET sub-field.

**Can be ignored: NO (This field refers to internal manual processing. In this situation, an error may be ignored by an IFPS staff for reasons such as an anomaly or the results of a procedure).**

**Systematic Rejection Catalogue: NO**

### Reason

The indicated longitude value does not contain 3 or 5 numbers.

### Requirements

The IFPS can only accept longitude values given as 3 or 5 numbers in the EET sub-field in Item 18.

### IFPS Procedures

The IFPS shall try to identify the intended longitude. **If** this is not possible **or** in case of any doubt then the IFPS staff shall try to contact the message originator.

**If** no contact can be achieved, then the IFPS shall 'cut' and 'paste' the geographical coordinates/estimated elapsed time group to the RMK sub-field in Item 18.

### RPL Procedures

NA

### Related Sections

## 86. ESTIMATED ELAPSED TIME (EET)

**156.40 Error Class/Error Id: SYN100****Error Message(s)**

SYN100: INVALID LIST

**Note**

When multiple syntax errors are raised for a message, it might be triggered by the first error reported. Therefore it is recommended to treat/analyse the errors in the order they are reported by the system. Correcting the first one may result in all the subsequent syntax errors to disappear.

**Possible values in Error Message**

NA

**Can be ignored: NO (This field refers to internal manual processing. In this situation, an error may be ignored by an IFPS staff for reasons such as an anomaly or the results of a procedure).**

**Systematic Rejection Catalogue: NO**

**Reason**

This error is related to messages filed in ADEXP format only where there is the field -BEGIN followed by an unexpected keyword (i.e. one that isn't ADDR, RTE\_PTS, EQCST).

**Requirements**

The correct syntax shall be used.

**IFPS Procedures**

The IFPS staff shall correct the syntax error and proceed with any subsequent error(s) raised if any.

Whenever this is not possible, then the IFPS staff shall apply SCP1.

**RPL Procedures**

NA

**Related Sections**

**15. ATS DATA EXCHANGE PRESENTATION (ADEXP)**

**26. STANDARD CORRECTION PROCEDURE 1 (SCP1)**

**Related Document(s):**

**IFPS and RPL Dictionary of Messages**

**156.41 Error Class/Error Id: SYN101****Error Message(s)**

SYN101: INVALID LEVEL DESIGNATOR AT ROW= x, COL= y (Field Name)

**Note**

When multiple syntax errors are raised for a message, it might be triggered by the first error reported. Therefore it is recommended to treat/analyse the errors in the order they are reported by the system. Correcting the first one may result in all the subsequent syntax errors to disappear.

**Possible values in Error Message**

- x and y: numbers to indicate in the message the row and column where the error is located.
- Field Name: RFL Requested Flight Level.

**Can be ignored: NO (This field refers to internal manual processing. In this situation, an error may be ignored by an IFPS staff for reasons such as an anomaly or the results of a procedure).**

**Systematic Rejection Catalogue: NO**

**Reason**

An incorrect syntax for the Requested Flight Level has been used.

**Requirements**

The RFL indication shall be specified with one the allowed manner and in the correct format.

**IFPS Procedures**

The IFPS staff shall try to identify the intended RFL. **If** this is not possible **or** in case of any doubt then the IFPS shall apply SCP1.

**RPL Procedures**

NA

**Related Sections**

**26. STANDARD CORRECTION PROCEDURE 1 (SCP1)**

**79. INITIAL SPEED AND LEVEL**

**80. EN-ROUTE CHANGE OF SPEED AND LEVEL**

## 156.42 Error Class/Error Id: SYN102

### Error Message(s)

SYN102: INVALID LATITUDE DESIGNATOR AT ROW= x, COL= y (Field Name)

### Note

When multiple syntax errors are raised for a message, it might be triggered by the first error reported. Therefore it is recommended to treat/analyse the errors in the order they are reported by the system. Correcting the first one may result in all the subsequent syntax errors to disappear.

### Possible values in Error Message

- x and y: numbers to indicate in the message the row and column where the error is located.
- Field Name: EETPT: Estimated Elapsed Time Point, for the Item 18 EET sub-field.

**Can be ignored: NO (This field refers to internal manual processing. In this situation, an error may be ignored by an IFPS staff for reasons such as an anomaly or the results of a procedure).**

**Systematic Rejection Catalogue: NO**

### Reason

The indicated latitude value does not contain 2 or 4 numbers.

### Requirements

The IFPS can only accept latitude values given as 2 or 4 numbers in the EET sub-field in Item 18.

### IFPS Procedures

The IFPS shall try to identify the intended latitude. **If** this is not possible **or** in case of any doubt then the IFPS staff shall try to contact the message originator.

**If** no contact can be achieved, then the IFPS shall 'cut' and 'paste' the geographical coordinates/estimated elapsed time group to the RMK sub-field in Item 18.

### RPL Procedures

NA

### Related Sections

## 86. ESTIMATED ELAPSED TIME (EET)

**156.43 Error Class/Error Id: SYN103****Error Message(s)**

SYN103: INVALID ID USED IN FIELD AT ROW= x, COL= y (Field Name)

**Note**

When multiple syntax errors are raised for a message, it might be triggered by the first error reported. Therefore it is recommended to treat/analyse the errors in the order they are reported by the system. Correcting the first one may result in all the subsequent syntax errors to disappear.

**Possible values in Error Message**

- x and y: numbers to indicate in the message the row and column where the error is located.
- Field Name: STAY.

**Can be ignored: NO (This field refers to internal manual processing. In this situation, an error may be ignored by an IFPS staff for reasons such as an anomaly or the results of a procedure).**

**Systematic Rejection Catalogue: NO**

**Reason**

Multiple STAY indicators with the same sequence number have been used in the route field.

**Requirements**

Where more than one STAY indicator is used in the route, each indicator must have a separate and consecutive sequence number, to a maximum value of 9.

**IFPS Procedures**

The IFPS staff shall correct the STAY indicators numbering in order to have a separate and consecutive sequence number.

In case of any doubt (the flight path appears illogical when compared to ADES and ADES) then the IFPS staff shall apply SCP1.

**RPL Procedures**

NA

**Related Sections**

**26. STANDARD CORRECTION PROCEDURE 1 (SCP1)**

**49. EN-ROUTE STAY INDICATOR**

## 156.44 Error Class/Error Id: SYN104

### Error Message(s)

SYN104: INVALID FIELD AT ROW=x, COL=y (Field Name)

SYN104: INVALID FIELD AT ROW=x, COL=y

### Note

When multiple syntax errors are raised for a message, it might be triggered by the first error reported. Therefore it is recommended to treat/analyse the errors in the order they are reported by the system. Correcting the first one may result in all the subsequent syntax errors to disappear.

### Possible values in Error Message

- x and y: numbers to indicate in the message the row and column where the error is located.
- Field Name: various possibilities such as TITLE, RFL, ROUTE.

**Note** The Field Name is only present where the IFPS was able to identify in which field is located the error.

**Can be ignored: NO (This field refers to internal manual processing. In this situation, an error may be ignored by an IFPS staff for reasons such as an anomaly or the results of a procedure).**

**Systematic Rejection Catalogue: YES**

### Reason

One or more invalid characters are used in the specified field.

### Requirements

The correct syntax shall be used.

### IFPS Procedures

This error is part of the Systematic Rejection Catalogue. Normally, messages raising that error shall be automatically rejected. However, there are specific exemptions: for more details refer to CHMI>TEM>IFPS Error Highlighting + Systematic Rejection Catalogue. If a message is presented for manual processing with that error, it means that the message matches the criteria set for an exemption. Therefore the following procedure shall be applied by IFPS staff:

The IFPS staff shall correct the syntax error and proceed with any subsequent error(s) raised if any.

Whenever this is not possible, then the IFPS staff shall apply SCP1.

### RPL Procedures

For RFL: If there is no ambiguity of the RFL, or if the RFL can be identified in another RPL from the same aircraft operator, it shall be corrected by the RPL team and the aircraft operator shall be informed of the correction.

In all other cases, the aircraft operator shall be contacted to coordinate a correction.

### Related Sections

#### 26. STANDARD CORRECTION PROCEDURE 1 (SCP1)

**Various. Refer to the section corresponding to the field name specified in the error message.**



**156.45 Error Class/Error Id: SYN105****Error Message(s)**

SYN105: INVALID DISTANCE DESIGNATOR

**Note**

When multiple syntax errors are raised for a message, it might be triggered by the first error reported. Therefore it is recommended to treat/analyse the errors in the order they are reported by the system. Correcting the first one may result in all the subsequent syntax errors to disappear.

**Possible values in Error Message**

NA

**Can be ignored: NO (This field refers to internal manual processing. In this situation, an error may be ignored by an IFPS staff for reasons such as an anomaly or the results of a procedure).**

**Systematic Rejection Catalogue: NO**

**Reason**

This error is related to messages filed in ADEXP format only when there is badly formed distance field in a reference (REF) point.

**Requirements**

The correct syntax shall be used.

**IFPS Procedures**

The IFPS staff shall correct the syntax error and proceed with any subsequent error(s) raised if any.

Whenever this is not possible, then the IFPS staff shall apply SCP1.

**RPL Procedures**

NA

**Related Sections**

- 15. ATS DATA EXCHANGE PRESENTATION (ADEXP)**
- 26. STANDARD CORRECTION PROCEDURE 1 (SCP1)**
- 132. AIR-FILED FLIGHT PLANS (AFIL)**
- 133. ATC FLIGHT PLAN PROPOSAL MESSAGE (AFP)**
- 134. AFP FOR A MISSING FLIGHT PLAN**
- 135. AFP FOR A CHANGE OF ROUTE**
- 136. AFP FOR A CHANGE OF REQUESTED CRUISING LEVEL**
- 140. AFP FOR A CHANGE OF DESTINATION**

**156.46 Error Class/Error Id: SYN106****Error Message(s)**

SYN106: WRONG POINT FOR GEO <Point Name>

**Note**

When multiple syntax errors are raised for a message, it might be triggered by the first error reported. Therefore it is recommended to treat/analyse the errors in the order they are reported by the system. Correcting the first one may result in all the subsequent syntax errors to disappear.

**Possible values in Error Message**

NA

**Can be ignored: NO (This field refers to internal manual processing. In this situation, an error may be ignored by an IFPS staff for reasons such as an anomaly or the results of a procedure).**

**Systematic Rejection Catalogue: NO**

**Reason**

A point expressed with geographical coordinates is linked with a point name but the coordinates do not match with the specified point. The error is only raised when a specific IFPS internal format is used. Therefore this error is not visible to external IFPS clients and to IFPUV users.

**Requirements**

The correct syntax shall be used.

**IFPS Procedures**

NA

**RPL Procedures**

NA

**Related Sections**

**83. POINTS**

**156.47 Error Class/Error Id: SYN107****Error Message(s)**

SYN107: INVALID DAYS OF OPERATION

**Note**

When multiple syntax errors are raised for a message, it might be triggered by the first error reported. Therefore it is recommended to treat/analyse the errors in the order they are reported by the system. Correcting the first one may result in all the subsequent syntax errors to disappear.

**Possible values in Error Message**

NA

**Can be ignored: NO (This field refers to internal manual processing. In this situation, an error may be ignored by an IFPS staff for reasons such as an anomaly or the results of a procedure).**

**Systematic Rejection Catalogue: NO**

**Reason**

This error is related to RPL submission. The Days of Operation specified in the RPL submission are not consistent.

**Requirements**

In an RPL submission the days of operation shall be consistent.

**IFPS Procedures**

NA

**RPL Procedures**

The RPL staff shall contact the RPL originator.

**Related Sections**

**5. RPL SUBMISSION**

**6. IFPS RPL FORMAT**

**7. RPL PROCESSING**

## 156.48 Error Class/Error Id: SYN108

### Error Message(s)

SYN108: INVALID DATE DESIGNATOR AT ROW= x, COL= y (Field Name)

### Note

When multiple syntax errors are raised for a message, it might be triggered by the first error reported. Therefore it is recommended to treat/analyse the errors in the order they are reported by the system. Correcting the first one may result in all the subsequent syntax errors to disappear.

### Possible values in Error Message

- x and y: numbers to indicate in the message the row and column where the error is located.
- Field Name: EOBD Estimated Off Block Date

**Can be ignored: NO (This field refers to internal manual processing. In this situation, an error may be ignored by an IFPS staff for reasons such as an anomaly or the results of a procedure).**

**Systematic Rejection Catalogue: NO**

### Reason

The message contains an invalid date, for example an alphabetic character in the DOF.

### Requirements

The correct syntax shall be used.

### IFPS Procedures

The IFPS staff shall try to identify the intended DOF. If this is not possible or in case of any doubt then the IFPS staff shall apply SCP1.

### RPL Procedures

NA

### Related Sections

**26. STANDARD CORRECTION PROCEDURE 1 (SCP1)**

**102. DATE OF FLIGHT (DOF)**

## 156.49 Error Class/Error Id: SYN109

### Error Message(s)

SYN109: FIELD CONTAINS INVALID CHARACTER(S) AT ROW = x, COL = y (Field Name)

### Note

When multiple syntax errors are raised for a message, it might be triggered by the first error reported. Therefore it is recommended to treat/analyse the errors in the order they are reported by the system. Correcting the first one may result in all the subsequent syntax errors to disappear.

### Possible values in Error Message

- x and y: numbers to indicate in the message the row and column where the error is located.
- Field Name: STS, ORGN, SSRCODE, SEQPT, SEL, RMK, PBN, SUR, TALT, SPL\_R, SPL\_S, SPL\_J,

**Can be ignored: NO (This field refers to internal manual processing. In this situation, an error may be ignored by an IFPS staff for reasons such as an anomaly or the results of a procedure).**

**Systematic Rejection Catalogue: NO**

### Reason

**STS:** One on the STS descriptor is not recognised. Only the STS descriptors published in ICAO doc.4444 are allowed and shall be filed with an exact character match.

**ORGN:** Special characters such as '!', '@' are present. The ORGN sub-field shall not contain any special characters.

**SSRCODE:** The SSR code contains a letter other than the permitted letter A. Only the letter A may be used to indicate the SSR mode.

**SEQPT:** The surveillance equipment contains invalid characters or N is present together with other descriptors. The character(s) used in the equipment designators may only be those indicators approved by ICAO and shall be compatible.

**SEL:** A character other than a letter has been used. The characters used to specify the SELCAL shall be letters only.

**RMK:** One or more invalid characters have been used in the text. Ensure only valid characters are used in the text.

**PBN:** One of more PBN descriptors does not match any of the valid descriptors. Only the published PBN descriptors are allowed.

**SUR:** Characters other than alphanumeric are present in the sub-field SUR. The characters in the sub-field SUR shall be only alphanumeric characters.

**TALT:** Special characters such as '!', '@' are present. The TALT sub-field shall not contain any special characters.

**SPL\_R:** The letter(s) used do not correspond to the prescribed indicators for the subfield. The letters used in the emergency radio subfield may only be U, V and/or E.

**SPL\_S:** The letter(s) used do not correspond to the prescribed indicators for the subfield. The letters used in the survival equipment sub-field may only be P, D, M and/or J.

**SPL\_J:** The letter(s) used do not correspond to the prescribed indicators for the subfield. The letters used in the life jackets sub-field may only be L, F, U and/or V.

### Requirements

The correct syntax shall be used.

### IFPS Procedures

**STS:** Where the STS descriptor can be identified without any doubt, the IFPS staff shall correct that descriptor in order to have an exact character match with the published descriptor; in all other cases the IFPS staff shall apply SCP1.

Example: STS/AZMAT may be corrected to STS/HAZMAT

**ORGN:** The IFPS staff shall remove any special character(s) from the content of the ORGN sub-field.

**SSRCODE:** In all cases where a C is submitted as an SSR designator, the IFPS staff shall change that designator to A.

**SEQPT, SEL, PBN:** The IFPS staff shall apply SCP1.

**RMK:** Where contact with the message originator is possible, the IFPS staff shall agree the most suitable correction. If no contact with the message originator is possible, the IFPS staff shall delete the invalid character(s) and replace them with a character space.

**SUR:** The IFPS staff shall remove any special character(s) from the content of the SUR sub-field.

**TALT:** The IFPS staff shall remove any special character(s) from the content of the TALT sub-field.

**SPL\_R, SPL\_S, SPL\_J:** The IFPS staff shall move the closing bracket of the message from the end of Item 19 to the end of Item 18.

### RPL Procedures

NA

### Related Sections

**26. STANDARD CORRECTION PROCEDURE 1 (SCP1)**

**51. SPECIAL STATUS FLIGHT (STS)**

**52. STS/SAR INDICATOR**

**53. STS/HEAD INDICATOR**

**54. STS/ATFMX INDICATOR**

**55. STS/HOSP INDICATOR**

**56. STS/HUM INDICATOR**

**57. STS/STATE INDICATOR**

**58. STS/NONRVSM**

**59. STS/FFR INDICATOR**

**60. STS/FLTCK INDICATOR**

**61. STS/HAZMAT**

**62. STS/MARSA INDICATOR**

**63. STS/MEDEVAC INDICATOR**

**64. STS/ALTRV INDICATOR**

**66. ORIGINATOR (ORGN)**

**73. ITEM 7 AIRCRAFT IDENTIFICATION**

**76. ITEM 10: EQUIPMENT & CAPABILITIES**

**101. ITEM 18 REMARK (RMK)**

**107. ITEM 18 PBN**

**108. SURVEILLANCE (SUR)**

**109. TAKE-OFF ALTERNATE (TALT)**

**115. ITEM 19 SUPPLEMENTARY INFORMATION**

**116. SURVIVAL EQUIPMENT: S/**

## 156.50 Error Class/Error Id: SYN110

### Error Message(s)

SYN110: INVALID BEARING DESIGNATOR AT ROW= x, COL= y (Field Name)

### Note

When multiple syntax errors are raised for a message, it might be triggered by the first error reported. Therefore it is recommended to treat/analyse the errors in the order they are reported by the system. Correcting the first one may result in all the subsequent syntax errors to disappear.

### Possible values in Error Message

- x and y: numbers to indicate in the message the row and column where the error is located.
- Field Name: ROUTE or DLE.

**Can be ignored: NO (This field refers to internal manual processing. In this situation, an error may be ignored by an IFPS staff for reasons such as an anomaly or the results of a procedure).**

**Systematic Rejection Catalogue: NO**

### Reason

The indicated bearing designator is outside the range 000 to 360.

### Requirements

Any bearing indication must reflect to a maximum value of 360°.

### IFPS Procedures

The IFPS staff shall apply SCP1.

### RPL Procedures

NA

### Related Sections

**26. STANDARD CORRECTION PROCEDURE 1 (SCP1)**

**80. EN-ROUTE CHANGE OF SPEED AND LEVEL**

**82. POINTS**

**110. EN-ROUTE DELAY OR HOLDING (DLE)**

## 156.51 Error Class/Error Id: SYN111

### Error Message(s)

SYN111: MISPLACED INDICATOR. MUST BE AFTER A POINT AT ROW= x, COL= y (Field Name)

### Note

When multiple syntax errors are raised for a message, it might be triggered by the first error reported. Therefore it is recommended to treat/analyse the errors in the order they are reported by the system. Correcting the first one may result in all the subsequent syntax errors to disappear.

### Possible values in Error Message

- x and y: numbers to indicate in the message the row and column where the error is located.
- Field Name: ROUTE.

**Can be ignored: NO (This field refers to internal manual processing. In this situation, an error may be ignored by an IFPS staff for reasons such as an anomaly or the results of a procedure).**

**Systematic Rejection Catalogue: NO**

### Reason

An indicator (VFR, IFR, GAT, OAT, STAY etc.) in the route field does not follow a point.

### Requirements

A change of rules, flight type, etc shall be put in the route field after a point designator.

### IFPS Procedures

The IFPS staff shall apply SCP1.

### RPL Procedures

NA

### Related Sections

**26. STANDARD CORRECTION PROCEDURE 1 (SCP1)**

**36. GENERAL AIR TAFFIC/OPERATIONAL AIR TRAFFIC (GAT/OAT)**

**42. VISUAL FLIGHT RULES (VFR)**

**49. EN-ROUTE STAY INDICATOR**

**78. ITEM 15: ROUTE**



**156.52 Error Class/Error Id: SYN112****Error Message(s)**

SYN112: INCORRECT USAGE OF BRACKETS '(' AND ')'

**Note**

When multiple syntax errors are raised for a message, it might be triggered by the first error reported. Therefore it is recommended to treat/analyse the errors in the order they are reported by the system. Correcting the first one may result in all the subsequent syntax errors to disappear.

**Possible values in Error Message**

NA

**Can be ignored: NO (This field refers to internal manual processing. In this situation, an error may be ignored by an IFPS staff for reasons such as an anomaly or the results of a procedure).**

**Systematic Rejection Catalogue: NO**

**Reason**

The submitted message contains more brackets than just the opening and closing bracket.

**Requirements**

The opening and closing indicators of any message are '(' and ')' respectively, thus they cannot be used within a message in any other way.

**IFPS Procedures**

The IFPS staff shall correct the syntax error and proceed with any subsequent error(s) raised if any.

Whenever this is not possible, then the IFPS staff shall apply SCP1.

**RPL Procedures**

NA

**Related Sections**

**26. STANDARD CORRECTION PROCEDURE 1 (SCP1)**

**156.53 Error Class/Error Id: SYN113****Error Message(s)**

SYN113: INVALID MESSAGE LENGTH

**Note**

When multiple syntax errors are raised for a message, it might be triggered by the first error reported. Therefore it is recommended to treat/analyse the errors in the order they are reported by the system. Correcting the first one may result in all the subsequent syntax errors to disappear.

**Possible values in Error Message**

NA

**Can be ignored: NO (This field refers to internal manual processing. In this situation, an error may be ignored by an IFPS staff for reasons such as an anomaly or the results of a procedure).**

**Systematic Rejection Catalogue: NO**

**Reason**

This error is related to RPL submission. A line exceeds the allowed length.

**Requirements**

The correct format shall be used.

**IFPS Procedures**

NA

**RPL Procedures**

NA

**Related Sections****4. REPETITIVE FLIGHT PLAN (RPL)****5. RPL SUBMISSION****6. IFPS RPL FORMAT****7. RPL PROCESSING**

**156.54 Error Class/Error Id: SYN114****Error Message(s)**

SYN114: EXPECTED '/' AT ROW= x, COL= y

**Note**

When multiple syntax errors are raised for a message, it might be triggered by the first error reported. Therefore it is recommended to treat/analyse the errors in the order they are reported by the system. Correcting the first one may result in all the subsequent syntax errors to disappear.

**Possible values in Error Message**

- x and y: numbers to indicate in the message the row and column where the error is located.

**Can be ignored: NO (This field refers to internal manual processing. In this situation, an error may be ignored by an IFPS staff for reasons such as an anomaly or the results of a procedure).**

**Systematic Rejection Catalogue: NO**

**Reason**

A '/' is expected for correct formatting, but is missing.

**Requirements**

Where a '/' is necessary in the format of an item, it must be present in the submitted message.

**IFPS Procedures**

The IFPS staff shall correct the syntax error and proceed with any subsequent error(s) raised if any.

Whenever this is not possible, then the IFPS staff shall apply SCP1.

**RPL Procedures**

NA

**Related Sections**

**26. STANDARD CORRECTION PROCEDURE 1 (SCP1)**

**156.55 Error Class/Error Id: SYN115****Error Message(s)**

SYN115: EXPECTED FLIGHT TYPE AND RULES AT ROW= x, COL= y (FLTTYP)

**Note**

When multiple syntax errors are raised for a message, it might be triggered by the first error reported. Therefore it is recommended to treat/analyse the errors in the order they are reported by the system. Correcting the first one may result in all the subsequent syntax errors to disappear.

**Possible values in Error Message**

- x and y: numbers to indicate in the message the row and column where the error is located.
- FLTTYP: Flight Type.

**Can be ignored: NO (This field refers to internal manual processing. In this situation, an error may be ignored by an IFPS staff for reasons such as an anomaly or the results of a procedure).**

**Systematic Rejection Catalogue: NO**

**Reason**

The flight type and flight rules are either missing or using an invalid designator. For a military flight, it may be that the designator OAT (Operational Air Traffic) is inserted in Item 8: Flight Rules and Flight Type.

**Requirements**

The flight type and flight rules shall be present, and shall use approved designator(s).

**IFPS Procedures**

- If Item 8 has been filed as IOM for a military flight and if OAT/GAT changes are clearly indicated in either the route or other information, then the IFPS staff shall correct by inserting OAT/GAT as appropriate, and changing IOM to IM; otherwise the IFPS staff shall apply SCP1 **or**
- The IFPS staff shall try to identify the flight type and rules. **If this is not possible or** in case of any doubt, then the IFPS staff shall apply SCP1.

**RPL Procedures**

NA

**Related Sections**

**26. STANDARD CORRECTION PROCEDURE 1 (SCP1)**

**74. ITEM 8: FLIGHT RULES AND TYPE OF FLIGHT**

**156.56 Error Class/Error Id: SYN116****Error Message(s)**

SYN116: EXPECTED OR INVALID FLIGHT TYPE AT ROW= x, COL= y (Field Name)

**Note**

When multiple syntax errors are raised for a message, it might be triggered by the first error reported. Therefore it is recommended to treat/analyse the errors in the order they are reported by the system. Correcting the first one may result in all the subsequent syntax errors to disappear.

**Possible values in Error Message**

- x and y: numbers to indicate in the message the row and column where the error is located.
- Field Name: FLTTYP: Flight Type.

**Can be ignored: NO (This field refers to internal manual processing. In this situation, an error may be ignored by an IFPS staff for reasons such as an anomaly or the results of a procedure).**

**Systematic Rejection Catalogue: NO**

**Reason**

The flight type is either missing or using an invalid designator. Can be S, N, G, M, X.

**Requirements**

The flight type shall be present, and shall use an approved indicator.

**IFPS Procedures**

The IFPS staff shall try to identify the flight rules. **If** this is not possible **or** in case of any doubt, then the IFPS staff shall apply SCP1.

**RPL Procedures**

NA

**Related Sections**

**26. STANDARD CORRECTION PROCEDURE 1 (SCP1)**

**74. ITEM 8: FLIGHT RULES AND TYPE OF FLIGHT**

**156.57 Error Class/Error Id: SYN117****Error Message(s)**

SYN117: EXPECTED OR INVALID FLIGHT RULES AT ROW= x, COL= y (Field Name)

**Note**

When multiple syntax errors are raised for a message, it might be triggered by the first error reported. Therefore it is recommended to treat/analyse the errors in the order they are reported by the system. Correcting the first one may result in all the subsequent syntax errors to disappear.

**Possible values in Error Message**

- x and y: numbers to indicate in the message the row and column where the error is located.
- Field Name: FLTRUL: Flight Rules.

**Can be ignored: NO (This field refers to internal manual processing. In this situation, an error may be ignored by an IFPS staff for reasons such as an anomaly or the results of a procedure).**

**Systematic Rejection Catalogue: NO**

**Reason**

The flight rules are either missing or using an invalid designator. Can be I, Z or Y.

**Requirements**

The flight rules shall be present, and shall use an approved indicator.

**IFPS Procedures**

The IFPS staff shall try to identify the flight rules.

**If this is not possible or in case of any doubt, then the IFPS staff shall apply SCP1.**

**RPL Procedures**

NA

**Related Sections**

**26. STANDARD CORRECTION PROCEDURE 1 (SCP1)**

**74. ITEM 8: FLIGHT RULES AND TYPE OF FLIGHT**

**156.58 Error Class/Error Id: SYN118****Error Message(s)**

SYN118: EXPECTED END OF MESSAGE

**Note**

When multiple syntax errors are raised for a message, it might be triggered by the first error reported. Therefore it is recommended to treat/analyse the errors in the order they are reported by the system. Correcting the first one may result in all the subsequent syntax errors to disappear.

**Possible values in Error Message**

NA

**Can be ignored: NO (This field refers to internal manual processing. In this situation, an error may be ignored by an IFPS staff for reasons such as an anomaly or the results of a procedure).**

**Systematic Rejection Catalogue: NO**

**Reason**

A syntax error is causing IFPS to be unable to find the end of the submitted message.

**Requirements**

The correct syntax shall be used.

**IFPS Procedures**

The IFPS staff shall correct the syntax error and proceed with any subsequent error(s) raised if any.

Whenever this is not possible, then the IFPS staff shall apply SCP1.

**RPL Procedures**

NA

**Related Sections**

**26. STANDARD CORRECTION PROCEDURE 1 (SCP1)**

**156.59 Error Class/Error Id: SYN119****Error Message(s)**

SYN119: EQPT FIELD NOT ALLOWED

**Note**

When multiple syntax errors are raised for a message, it might be triggered by the first error reported. Therefore it is recommended to treat/analyse the errors in the order they are reported by the system. Correcting the first one may result in all the subsequent syntax errors to disappear.

**Possible values in Error Message**

NA

**Can be ignored: NO (This field refers to internal manual processing. In this situation, an error may be ignored by an IFPS staff for reasons such as an anomaly or the results of a procedure).**

**Systematic Rejection Catalogue: NO**

**Reason**

The RPL specific EQPT field is specified in a flight plan message.

**Requirements**

The correct syntax shall be used.

**IFPS Procedures**

The IFPS staff shall correct the syntax error and proceed with any subsequent error(s) raised if any.

Whenever this is not possible, then the IFPS staff shall apply SCP1.

**RPL Procedures**

NA

**Related Sections**

**6. IFPS RPL FORMAT**

**26. STANDARD CORRECTION PROCEDURE 1 (SCP1)**

**76. ITEM 10: EQUIPMENT AND CAPABILITIES**



**156.60 Error Class/Error Id: SYN120****Error Message(s)**

SYN120: INTERNAL ERROR

**Note**

When multiple syntax errors are raised for a message, it might be triggered by the first error reported. Therefore it is recommended to treat/analyse the errors in the order they are reported by the system. Correcting the first one may result in all the subsequent syntax errors to disappear.

**Possible values in Error Message**

NA

**Can be ignored: NO (This field refers to internal manual processing. In this situation, an error may be ignored by an IFPS staff for reasons such as an anomaly or the results of a procedure).**

**Systematic Rejection Catalogue: NO**

**Reason**

Internal IFPS error.

**Requirements**

NA

**IFPS Procedures**

NA

**RPL Procedures**

NA

**Related Sections**

NA

## 156.61 Error Class/Error Id: SYN121

### Error Message(s)

SYN121: DUPLICATE ERROR AT ROW=x, COL=y (Sub-Field name)

### Note

When multiple syntax errors are raised for a message, it might be triggered by the first error reported. Therefore it is recommended to treat/analyse the errors in the order they are reported by the system. Correcting the first one may result in all the subsequent syntax errors to disappear.

### Possible values in Error Message

- x and y: numbers to indicate in the message the row and column where the error is located.
- Sub-Field Name: DEP, DEST, EOBD (DOF), OPR, RVR, SEL, REG, PBN, CODE, ORGN, PER, RFP.

**Can be ignored: NO (This field refers to internal manual processing. In this situation, an error may be ignored by an IFPS staff for reasons such as an anomaly or the results of a procedure).**

**Systematic Rejection Catalogue: NO**

### Reason

There is a duplicate for the specified sub-field (in Item 18), which is not permitted.

### Requirements

Some sub-fields in Item 18 shall be specified only once.

### IFPS Procedures

#### RVR:

If the duplicate entry is identical the IFPS staff shall delete one of the entries.

In all other cases the IFPS staff shall apply SCP1.

If no contact is possible and if the flight plan contains STS/FFR, STS/SAR, STS/HOSP or STS/MEDEVAC then the IFPS staff shall delete the entry with the lowest RVR value.

#### ORGN:

If the duplicate entry is identical the IFPS staff shall delete one of the entries.

In all other cases the IFPS staff shall apply SCP1.

If no contact is possible and if the flight plan contains STS/FFR, STS/SAR, STS/HOSP or STS/MEDEVAC then the IFPS staff shall move one entry under the RMK without '/'.

#### REG:

Where the flight concerned is a single aircraft and the duplicate entry is identical, the IFPS staff shall delete one of the entries.

Where the flight concerned is a formation flight, then the IFPS staff shall copy all the registrations into a single entry, and separate each entry by a space.

In all other cases the IFPS staff shall apply SCP1.

If no contact is possible and if the flight plan contains STS/FFR, STS/SAR, STS/HOSP or STS/MEDEVAC then the IFPS staff shall move one entry under RMK without '/'.

#### SEL:

If the duplicate entry is identical the IFPS staff shall delete one of the entries.

In all other cases the IFPS staff shall apply SCP1.

If no contact is possible and if the flight plan contains STS/FFR, STS/SAR, STS/HOSP or STS/MEDEVAC, then the IFPS staff shall delete the SEL entries.

#### OPR:

If the duplicate entry is identical or the content is equivalent, then the IFPS staff shall delete one of the entries.

In all other cases the IFPS staff shall apply SCP1.

If no contact is possible and if the flight plan contains STS/FFR, STS/SAR, STS/HOSP or STS/MEDEVAC, then the IFPS staff shall move one entry under RMK without '/'.

#### PER:

If the duplicate entry is identical the IFPS staff shall delete one of the entries.

In all other cases the IFPS shall apply SCP1.

If no contact is possible except and if the flight plan contains STS/FFR, STS/SAR, STS/HOSP or STS/MEDEVAC, then the IFPS staff shall delete the entry with the highest performance data.

**DEP:**

If the duplicate entry is identical the IFPS staff shall delete one of the entries.

In all other cases the IFPS staff shall apply SCP1.

If no contact is possible and if the flight plan contains STS/FFR, STS/SAR, STS/HOSP or STS/MEDEVAC, then the IFPS staff shall try to identify if possible the closest departure location to the first point on the route and move the other entry under RMK without the '/' preceded by the comment: 'second filed DEP'.

**DEST:**

If the duplicate entry is identical the IFPS staff shall delete one of the entries.

In all other cases the IFPS staff shall apply SCP1.

If no contact is possible and if the flight plan contains STS/FFR, STS/SAR, STS/HOSP or STS/MEDEVAC, then the IFPS staff shall try to identify if possible the closest destination location to the last point on the route and move the other entry under RMK without the '/' preceded by the comment: 'second filed DEST'.

**EOBD (DOF):**

If the duplicate entry is identical the IFPS staff shall delete one of the entries.

In all other cases the IFPS staff shall apply SCP1.

If no contact is possible and if the flight plan contains STS/FFR, STS/SAR, STS/HOSP or STS/MEDEVAC, then the IFPS staff shall delete both DOF entries.

**RFP:**

If the duplicate entry is identical the IFPS staff shall delete one of the entries.

In all other cases the IFPS staff shall apply SCP1.

If no contact is possible and if the flight plan contains STS/FFR, STS/SAR, STS/HOSP or STS/MEDEVAC, then the IFPS staff shall delete the entry with the lowest value after 'Q'.

**CODE:**

If the duplicate entry is identical the IFPS staff shall delete one of the entries.

In all other cases the IFPS staff shall apply SCP1.

If no contact is possible and if the flight plan contains STS/FFR, STS/SAR, STS/HOSP or STS/MEDEVAC, then the IFPS staff shall delete the both CODE entries.

**PBN:**

If the duplicate entry is identical the IFPS staff shall delete one of the entries.

In all other cases the IFPS staff shall apply SCP1.

If no contact is possible and if the flight plan contains STS/FFR, STS/SAR, STS/HOSP or STS/MEDEVAC, then the IFPS staff shall combine the content of both entries into one.

If the maximum amount of characters is exceeded, then the IFPS staff shall apply the Guidance for the Provision of NAV/COM/SUR information accessible from the CHMI>TEM>ICAO2012 (internally) or via the Eurocontrol website (internally and externally) at:

[https://devzone.eurocontrol.int/forceten/ObjectFiles/Guidance\\_CNS\\_d2\(2\).pdf](https://devzone.eurocontrol.int/forceten/ObjectFiles/Guidance_CNS_d2(2).pdf)

**RPL Procedures**

NA

**Related Sections****26. SCP1****65. RUNWAY VISUAL RANGE (RVR)****66. ORIGINATOR (ORGN) INDICATOR****85. ITEM 18 OTHER INFORMATION****88. AIRCRAFT REGISTRATION (REG)****89. SELCAL (SEL)****90. AIRCRAFT OPERATOR (OPR)**

- 93. AIRCRAFT PERFORMANCE (PER)
- 97. DEPARTURE AERODROME (DEP)
- 98. ARRIVAL AERODROME (DEST)
- 102. DATE OF FLIGHT (DOF)
- 103. REPLACEMENT FLIGHT PLAN (RFP)
- 104. CODE
- 107. PERFORMANCE BASED NAVIGATION (PBN)

**156.62 Error Class/Error Id: SYN122****Error Message(s)**

SYN122: EXPECTED DATE DESIGNATOR NOT FOUND

**Note**

When multiple syntax errors are raised for a message, it might be triggered by the first error reported. Therefore it is recommended to treat/analyse the errors in the order they are reported by the system. Correcting the first one may result in all the subsequent syntax errors to disappear.

**Possible values in Error Message**

NA

**Can be ignored: NO (This field refers to internal manual processing. In this situation, an error may be ignored by an IFPS staff for reasons such as an anomaly or the results of a procedure).**

**Systematic Rejection Catalogue: NO**

**Reason**

The format of the DOF field is not correct.

**Requirements**

The DOF field shall be specified in the correct format YYMMDD and only one '/' separator shall be used.

**IFPS Procedures**

The IFPS staff shall try to identify the intended DOF. **If** this is not possible **or** in case of any doubt, then the IFPS staff shall apply SCP1.

**RPL Procedures**

NA

**Related Sections**

**26. STANDARD CORRECTION PROCEDURE 1 (SCP1)**

**102. DATE OF FLIGHT (DOF)**

**156.63 Error Class/Error Id: SYN123****Error Message(s)**

SYN123: EXPECTED CNA EQUIPMENT DESIGNATOR AT ROW= x, COL= y (Field Name)

**Note**

When multiple syntax errors are raised for a message, it might be triggered by the first error reported. Therefore it is recommended to treat/analyse the errors in the order they are reported by the system. Correcting the first one may result in all the subsequent syntax errors to disappear.

**Possible values in Error Message**

- x and y: numbers to indicate in the message, the row and column where the error is located.
- Field Name: CEQPT: Communication Equipment which includes radio communication, navigation and approach aid equipment.

**Can be ignored: NO (This field refers to internal manual processing. In this situation, an error may be ignored by an IFPS staff for reasons such as an anomaly or the results of a procedure).**

**Systematic Rejection Catalogue: NO**

**Reason**

The radio communication, navigation and approach aid equipment designators are missing from the submitted message or cannot be identified due to another syntax error.

**Requirements**

The radio communication, navigation and approach aid equipment shall be indicated by either N or S and/or the equipment designators approved by ICAO.

**IFPS Procedures**

The IFPS staff shall correct the syntax error and proceed with any subsequent error(s) raised if any.

Whenever this is not possible, then the IFPS staff shall apply SCP1.

**RPL Procedures**

NA

**Related Sections**

**26. STANDARD CORRECTION PROCEDURE 1 (SCP1)**

**76. ITEM 10: EQUIPMENT & CAPABILITIES**

**156.64 Error Class/Error Id: SYN124****Error Message(s)**

SYN124: MISSING OR INVALID CHANGE RULES

**Note**

When multiple syntax errors are raised for a message, it might be triggered by the first error reported. Therefore it is recommended to treat/analyse the errors in the order they are reported by the system. Correcting the first one may result in all the subsequent syntax errors to disappear.

**Possible values in Error Message**

NA

**Can be ignored: NO (This field refers to internal manual processing. In this situation, an error may be ignored by an IFPS staff for reasons such as an anomaly or the results of a procedure).**

**Systematic Rejection Catalogue: NO**

**Reason**

This error is related to messages filed in ADEXP format only (like ICHG, IAFP) when the CHGRUL field has been incorrectly defined. The CHGRUL field is used to indicate change of flight rules (VFR/IFR) or the type of flight (OAT/GAT).

**Requirements**

The correct syntax shall be used.

**IFPS Procedures**

The IFPS staff shall correct the syntax error and proceed with any subsequent error(s) raised if any.

Whenever this is not possible, then the IFPS staff shall apply SCP1.

**RPL Procedures**

NA

**Related Sections**

**15. ATS DATA EXCHANGE PRESENTATION (ADEXP)**

**26. STANDARD CORRECTION PROCEDURE 1 (SCP1)**

**36. GENERAL AIR TAFFIC/OPERATIONAL AIR TRAFFIC (GAT/OAT)**

**42. VISUAL FLIGHT RULES (VFR)**

**Related Document(s):**

**IFPS and RPL Dictionary of Messages**

**156.65 Error Class/Error Id: SYN153****Error Message(s)**

SYN153: INVALID COMBINATION OF MODE S CAPABILITY AT ROW=x, COL=y

**Note**

When multiple syntax errors are raised for a message, it might be triggered by the first error reported. Therefore it is recommended to treat/analyse the errors in the order they are reported by the system. Correcting the first one may result in all the subsequent syntax errors to disappear.

**Possible values in Error Message**

- x and y: numbers to indicate in the message the row and column where the error is located.

**Can be ignored: NO (This field refers to internal manual processing. In this situation, an error may be ignored by an IFPS staff for reasons such as an anomaly or the results of a procedure).**

**Systematic Rejection Catalogue: NO**

**Reason**

The Mode S indication is not unique or ADS-B & ADS-C is notified without any transponder mode indicated (A, C or S).

**Requirements**

When the aircraft is equipped with Mode S surveillance, being 'I','P','X', only one descriptor is allowed as they mutually exclude each other. Also, when either I, P or X is present, E, H, L and S cannot be present. ADS-B/ADS-C descriptors are optional and cannot be present without any indication of transponder modes.

**IFPS Procedures**

The IFPS staff shall apply SCP1.

**If** the flight plan contains STS/FFR, STS/SAR, STS/HOSP or STS/MEDEVAC **and** contact with the message originator is not possible then the IFPS staff shall identify the conflicting surveillance designators and shall delete the highest designator.

**If** the error is raised because only ADS-B and/or ADS-C designator(s) are filed but no transponder mode is present (being A, C or S), then the IFPS staff shall insert C in item 10b.

**RPL Procedures**

NA

**Related Sections**

**26. STANDARD CORRECTION PROCEDURE 1 (SCP1)**

**76. ITEM 10: EQUIPMENT & CAPABILITIES**



**156.66 Error Class/Error Id: SYN400****Error Message(s)**

SYN400: INVALID STANDARD ROUTE SEQUENCE NUMBER IN THE AIRCRAFT ID FIELD

**Note**

When multiple syntax errors are raised for a message, it might be triggered by the first error reported. Therefore it is recommended to treat/analyse the errors in the order they are reported by the system. Correcting the first one may result in all the subsequent syntax errors to disappear.

**Possible values in Error Message**

NA

**Can be ignored: NO (This field refers to internal manual processing. In this situation, an error may be ignored by an IFPS staff for reasons such as an anomaly or the results of a procedure).**

**Systematic Rejection Catalogue: NO**

**Reason**

NA

**Requirements**

The correct syntax shall be used.

**IFPS Procedures**

NA

**RPL Procedures**

NA

**Related Sections**

NA

**156.67 Error Class/Error Id: EFPM31****Error Message(s)**

EFPM31: FLIGHT PLAN ALREADY LOCKED BY ANOTHER USER

**Possible values in Error Message**

NA

**Can be ignored:** NO (This field refers to internal manual processing. In this situation, an error may be ignored by an IFPS staff for reasons such as an anomaly or the results of a procedure).

**Systematic Rejection Catalogue:** NO

**Reason**

This is an internal IFPS error. An IFPO is selecting an invalid message which is already edited by another IFPO.

**Requirements**

A message shall only be editable once at the same time.

**IFPS Procedures**

NA

**RPL Procedures**

NA

**Related Sections**

NA

**156.68 Error Class/Error Id: EFPM34****Error Message(s)**

EFPM34: AIRAC DATA NOT AVAILABLE (Field Name)

**Possible values in Error Message**

- Field name: EOBD Estimated Off Block Date

**Can be ignored: NO (This field refers to internal manual processing. In this situation, an error may be ignored by an IFPS staff for reasons such as an anomaly or the results of a procedure).**

**Systematic Rejection Catalogue: NO**

**Reason**

While using IFPS or IFPUV, the flight plan message as a date of flight in the future (usually 5 days or more) and that date falls into the next AIRC and the AIRAC data is not available yet.

**Requirements**

A flight plan message can be submitted with a maximum of 5 days in advance and when the AIRAC data is available.

**IFPS Procedures**

NA

**RPL Procedures**

NA

**Related Sections**

**26. STANDARD CORRECTION PROCEDURE 1 (SCP1)**

**102. DATE OF FLIGHT (DOF)**

**156.69 Error Class/Error Id: EFPM35****Error Message(s)**

EFPM35: MFS ETO IS NOT IN ACCEPTABLE RANGE: HH:MM TO HH:MM (Field Name)

**Possible values in Error Message**

- HH:MM: first group defines the earliest time the estimate data can be accepted while the second group defines the latest time the estimate data can be accepted.
- Field name: EST\_DATA Estimated Data.

**Can be ignored: YES (This field refers to internal manual processing. In this situation, an error may be ignored by an IFPS staff for reasons such as an anomaly or the results of a procedure).**

**Systematic Rejection Catalogue: NO**

**Reason**

This error is related to MFS messages only. The estimate provided in the MFS (ETO) is outside the acceptable range. The acceptable range is +/- 2 hours compared to IFPS system time at the time of processing.

**Requirements**

The ETO provided in the message shall be within the acceptable range.

**IFPS Procedures**

The IFPS staff shall check the flight plan history for existing flight plan data.

**If** there is no existing flight plan data for the associated airborne message, the IFPS staff shall contact the originator of the airborne message for correct/processable data in order to proceed with an APL processing.

**If** it is not possible to obtain the correct data or if there is an existing flight plan data, the message shall be rejected.

**RPL Procedures**

NA

**Related Sections**

**27. STANDARD CORRECTION PROCEDURE 1 (SCP1)**

**131. AIRBORNE MESSAGE TYPES**

**144. MESSAGE FROM SHANWICK/SANTA MARIA (MFS)**

**156.70 Error Class/Error Id: EFPM36****Error Message(s)**

EFPM36: FNM ETO IS NOT IN ACCEPTABLE RANGE: HH:MM TO HH:MM (Field Name)

**Possible values in Error Message**

- HH:MM: first group defines the earliest time the estimate data can be accepted while the second group defines the latest time the estimate data can be accepted.
- Field name: EST\_DATA Estimated Data.

**Can be ignored: YES (This field refers to internal manual processing. In this situation, an error may be ignored by an IFPS staff for reasons such as an anomaly or the results of a procedure).**

**Systematic Rejection Catalogue: NO**

**Reason**

This error is related to FNM messages only. The estimate provided in the FNM (ETO) is outside the acceptable range. The acceptable range is +/- 2 hours compared to IFPS system time at the time of processing.

**Requirements**

The ETO provided in the message shall be within the acceptable range.

**IFPS Procedures**

The IFPS staff shall check the flight plan history for existing flight plan data.

**If** there is no existing flight plan data for the associated airborne message, the IFPS staff shall contact the originator of the airborne message for correct/processable data in order to proceed with an APL processing.

**If** it is not possible to obtain the correct data or if there is an existing flight plan data, the message shall be rejected.

**RPL Procedures**

NA

**Related Sections**

**26. STANDARD CORRECTION PROCEDURE 1 (SCP1)**

**131. AIRBORNE MESSAGE TYPES**

**142. FLIGHT NOTIFICATION MESSAGE (FNM)**

**156.71 Error Class/Error Id: EFPM37****Error Message(s)**

EFPM37: AFP ETO IS NOT IN ACCEPTABLE RANGE: HH:MM TO HH:MM (Field Name)

**Possible values in Error Message**

- HH:MM: first group defines the earliest time the estimate data can be accepted while the second group defines the latest time the estimate data can be accepted.
- Field name: EST\_DATA Estimated Data.

**Can be ignored: YES (This field refers to internal manual processing. In this situation, an error may be ignored by an IFPS staff for reasons such as an anomaly or the results of a procedure).**

**Systematic Rejection Catalogue: NO**

**Reason**

This error is related to AFP messages only. The estimate provided in the AFP (ETO) is outside the acceptable range. The acceptable range is +/- 2 hours compared to IFPS system time at the time of processing.

**Requirements**

The ETO provided in the message shall be within the acceptable range.

**IFPS Procedures**

The IFPS staff shall check the flight plan history for existing flight plan data.

**If** there is no existing flight plan data for the associated airborne message, the IFPS staff shall contact the originator of the airborne message for correct/processable data in order to proceed with an APL processing.

**If** it is not possible to obtain the correct data or if there is an existing flight plan data, the message shall be rejected.

**RPL Procedures**

NA

**Related Sections**

**26. STANDARD CORRECTION PROCEDURE 1 (SCP1)**

**131. AIRBORNE MESSAGE TYPES**

**133. ATC FLIGHT PLAN PROPOSAL MESSAGE (AFP)**

**156.72 Error Class/Error Id: EFPM38****Error Message(s)**

EFPM38: AFIL ETO IS NOT IN ACCEPTABLE RANGE: HH:MM TO HH:MM (Field Name)

**Possible values in Error Message**

- HH:MM: first group defines the earliest time the estimate data can be accepted while the second group defines the latest time the estimate data can be accepted.
- Field name: EST\_DATA Estimated Data.

**Can be ignored: YES (This field refers to internal manual processing. In this situation, an error may be ignored by an IFPS staff for reasons such as an anomaly or the results of a procedure).**

**Systematic Rejection Catalogue: NO**

**Reason**

This error is related to AFIL messages only. The estimate provided in the AFIL (ETO) is outside the acceptable range. The acceptable range is +/- 2 hours compared to IFPS system time at the time of processing.

**Requirements**

The ETO provided in the message shall be within the acceptable range.

**IFPS Procedures**

The IFPS staff shall check the flight plan history for existing flight plan data.

**If** there is no existing flight plan data for the associated airborne message, the IFPS staff shall contact the originator of the airborne message for correct/processable data in order to proceed with an APL processing.

**If** it is not possible to obtain the correct data or if there is an existing flight plan data, the message shall be rejected.

**RPL Procedures**

NA

**Related Sections**

**26. STANDARD CORRECTION PROCEDURE 1 (SCP1)**

**131. AIRBORNE MESSAGE TYPES**

**132. AIR-FILED FLIGHT PLANS (AFIL)**

**156.73 Error Class/Error Id: EFPM39****Error Message(s)**

EFPM39: ACTUAL DATE AND TIME OF DEPARTURE IS NOT IN ACCEPTABLE RANGE: HH:MM TO HH:MM. (Field Name)

**Possible values in Error Message**

- HH:MM: first group defines the earliest time of departure that can be accepted while the second group defines the latest time of departure that can be accepted.
- Field name: ATD Actual Time of Departure.

**Can be ignored: YES (This field refers to internal manual processing. In this situation, an error may be ignored by an IFPS staff for reasons such as an anomaly or the results of a procedure).**

**Systematic Rejection Catalogue: NO**

**Reason**

This error is related to DEP messages only which are expected to provide an ATD within a given time window around the EOBT of the associated flight. The time window shall be set by default to minus 60 minutes to plus 240 minutes around the EOBT.

**Requirements**

The ATD must be within the acceptable range.

**IFPS Procedures**

Where association of the DEP message with an existing FPL data can be identified **and** the departure time is correct (for example, a previous DLA that is time compatible with the DEP message was rejected) the IFPS staff shall ignore the error.

In all other cases, the IFPS staff shall apply **SCP1**.

**RPL Procedures**

NA

**Related Sections**

**26. STANDARD CORRECTION PROCEDURE 1 (SCP1)**

**127. DEPARTURE (DEP)**



**156.74 Error Class/Error Id: EFPM40****Error Message(s)**

EFPM40: ACTUAL DATE AND TIME OF ARRIVAL IS NOT IN ACCEPTABLE RANGE: HH:MM TO HH:MM.  
(Field Name)

**Possible values in Error Message**

- HH:MM: first group defines the earliest time of arrival that can be accepted while the second group defines the latest time of arrival that can be accepted.
- Field name: ATA Actual Time of Arrival.

**Can be ignored: YES (This field refers to internal manual processing. In this situation, an error may be ignored by an IFPS staff for reasons such as an anomaly or the results of a procedure).**

**Systematic Rejection Catalogue: NO**

**Reason**

This error is related to ARR messages only which are expected to provide an ATA within a time window defined by a given time parameter before the EOBT and the IFPS 'close' time of the associated flight. The time parameter shall be set by default to 0 (zero).

**Requirements**

The ATA must be within the acceptable range.

**IFPS Procedures**

Where association of the ARR message with an existing FPL data can be identified **and** the arrival time is correct (for example, a previous DLA that is time compatible with the ARR message was rejected) the IFPS staff shall ignore the error.

In all other cases, the IFPS staff shall apply **SCP1**.

**RPL Procedures**

NA

**Related Sections**

**26. STANDARD CORRECTION PROCEDURE 1 (SCP1)**

**128. ARRIVAL (ARR)**

**156.75 Error Class/Error Id: EFPM51****Error Message(s)**

EFPM51: FPL PROCESSED AFTER ESTIMATED TIME OF ARRIVAL

**Possible values in Error Message**

NA

**Can be ignored:** NO (This field refers to internal manual processing. In this situation, an error may be ignored by an IFPS staff for reasons such as an anomaly or the results of a procedure).

**Systematic Rejection Catalogue:** NO

**Reason**

Under certain circumstances, the DOF calculated by the IFPS may be such that the Estimated Time of Arrival (derived from the EOBT + calculated profile of the FPD) of the flight is in the past when compared to the message processing time in IFPS.

**Requirements**

NA

**IFPS Procedures**

The IFPS staff shall apply SCP1 to confirm the correctness of the date and time information, with the exception that where contact with the message originator is not possible and the message is an airborne message or an FPL with an associated DEP message, the EOBT of the message shall be corrected by the IFPS staff to be the same as the estimate/DEP time given by the message originator.

**RPL Procedures**

NA

**Related Sections**

**26. STANDARD CORRECTION PROCEDURE 1 (SCP1)**

**77. ITEM 13: AERODROME OF DEPARTURE (ADEP) AND ESTIMATED OFF-BLOCKS TIME (EOBT)**

**102. DATE OF FLIGHT (DOF)**

**156.76 Error Class/Error Id: EFPM166****Error Message(s)**

EFPM166: Z PRESENT BUT COM/DAT/NAV ABSENT (Field Name)	(1)
EFPM166: PBN PRESENT BUT R ABSENT (Field Name)	(2)
EFPM166: R PRESENT BUT PBN ABSENT (Field Name)	(3)

**Possible values in Error Message**

- Field Name: CEQPT communication equipment of the aircraft (corresponding to Item 10a of the ICAO flight plan message) which includes navigation and approach aid equipment.

**Can be ignored: NO (This field refers to internal manual processing. In this situation, an error may be ignored by an IFPS staff for reasons such as an anomaly or the results of a procedure).**

**Systematic Rejection Catalogue: NO**

**Reason**

1. The equipment specified in Item 10a contains Z and no explanation is given in Item 18 as neither COM, DAT nor NAV is present.
2. The Item 18 subfield PBN is present and the item 10a does not contain the letter R.
3. The equipment specified in Item 10a contains R and the subfield PBN is not present in item 18.

**Requirements**

1. When Z is specified in the equipment of a flight plan, it is necessary to include the relevant data in the corresponding item 18 subfields, being COM and/or DAT and/or NAV.
2. When PBN is specified in the item 18 of a flight plan, it indicates the Performance Based Navigation (PBN) levels and/or the Required Navigation Performance (RNP) levels that can be met. It can only be present if the aircraft is PBN approved which shall be notified by the letter R in the equipment of that flight plan.
3. When R is specified in the equipment of a flight plan, it is necessary to include the Performance Based Navigation (PBN) levels and/or the Required Navigation Performance (RNP) levels that can be met by inserting in item 18 PBN/ followed by the relevant descriptors.

**IFPS Procedures**

1. The IFPS staff shall contact the message originator and correct as agreed **or**
  - **If** no contact with the message originator is possible and a clear indication of the equipment is present (under RMK/ for example), the IFPS staff shall add NAV/ or COM/ or DAT/ in front of that indication **or**
  - **If** no clear indication of the equipment is present or in case of any doubt, as no contact could be achieved, the IFPS staff shall reject the message.

**Exception:** if the flight plan contains STS/FFR, STS/SAR, STS/HOSP or STS/MEDEVAC then the IFPS staff shall delete 'Z' from item 10a **and insert the IFP indicator ERREQPT.**

2. The IFPS staff shall insert the letter 'R' in item 10a and insert the IFP indicator ERREQPT.
3. The IFPS staff shall apply SCP1 **and**
  - **If** contact with the message originator is not possible and the flight plan contains STS/FFR, STS/SAR, STS/HOSP or STS/MEDEVAC, then the IFPS staff shall delete 'R' from item 10a, **insert the IFP indicator ERREQPT, and**
  - **If** subsequently a RAD error is raised due to Flight Property Restriction on TP (SID, STAR for R-NAV equipped A/C), then the IFPS staff shall ignore that error and insert IFP/ERROUTRAD.

**RPL Procedures**

NA

**Related Sections****26. STANDARD CORRECTION PROCEDURE 1 (SCP1)**

- 76. ITEM 10: EQUIPMENT & CAPABILITIES
- 94. COMMUNICATIONS EQUIPMENT (COM)
- 95. DATA LINK CAPABILITY (DAT)
- 96. NAVIGATION EQUIPMENT (NAV)
- 107. PBN (PERFORMANCE BASED NAVIGATION)

**156.77 Error Class/Error Id: EFPM167****Error Message(s)**

EFPM167: FILED PBN REQUIRES CEQPT <Equipment Descriptor>

**Possible values in Error Message**

- Equipment Descriptor: One or a combination of the following equipment descriptors depending on the filed PBN: D, G, I, O, S

**Can be ignored: NO (This field refers to internal manual processing. In this situation, an error may be ignored by an IFPS staff for reasons such as an anomaly or the results of a procedure).**

**Systematic Rejection Catalogue: NO**

**Reason**

The content of the equipment field (Item 10a of the ICAO flight plan or CEQPT field in ADEXP) is not consistent with the filed PBN.

**Requirements**

Some PBN descriptors are only valid if the corresponding equipment is specified. The message filer shall ensure consistency between the equipment field and the PBN sub-field.

**IFPS Procedures**

The IFPS staff shall apply SCP1 **and if** contact with the message originator is not possible **and** the flight plan contains STS/FFR, STS/SAR, STS/HOSP **or** STS/MEDEVAC, then the IFPS staff shall insert the missing equipment descriptor(s) stated in the error message into the equipment field order to be consistent with the filed PBN. In the case a descriptor is added the IFPS staff shall also insert the IFP indicator ERREQPT.

**RPL Procedures**

NA

**Related Sections**

**26. STANDARD CORRECTION PROCEDURE 1 (SCP1)**

**76. ITEM 10: EQUIPMENT & CAPABILITIES**

**107. PBN (PERFORMANCE BASED NAVIGATION)**

**156.78 Error Class/Error Id: EFPM208****Error Message(s)**

EFPM208: RPL WILL NOT GENERATE ANY FPL

**Possible values in Error Message**

NA

**Can be ignored:** NO (This field refers to internal manual processing. In this situation, an error may be ignored by an IFPS staff for reasons such as an anomaly or the results of a procedure).

**Systematic Rejection Catalogue:** NO

**Reason**

The VAL FROM (Valid From) date is later than the VAL UNTIL (Valid Until) date.

**Requirements**

The VAL FROM date and VALID UNTIL date and the days of operations shall ensure that the submission will generate at least one occurrence of a flight plan.

**RPL Procedures**

NA

**Related Sections**

NA

**156.79 Error Class/Error Id: EFPM209****Error Message(s)**

EFPM209: STS/NONRVSM IS NOT EXPECTED FOR AN RVSM APPROVED FLIGHT WITHIN EUR RVSM AIRSPACE

**Possible values in Error Message**

NA

**Can be ignored: YES (This field refers to internal manual processing. In this situation, an error may be ignored by an IFPS staff for reasons such as an anomaly or the results of a procedure).**

It will result in IFP/RVSMVIOLATION to be inserted automatically in the message output.

**Systematic Rejection Catalogue: NO**

**Reason**

In the submitted message, the equipment field contains 'W' and STS/NONRVSM is present in the message.

**Requirements**

Within the EUR RVSM airspace, where a flight indicates 'W' in the equipment field, then STS/NONRVSM shall not be present in the message.

**IFPS Procedures**

The IFPS staff shall apply SCP1.

**RPL Procedures**

NA

**Related Sections**

**26. STANDARD CORRECTION PROCEDURE 1 (SCP1)**

**46. REDUCED VERTICAL SEPARATION MINIMA (RVSM)**

**68. IFP INDICATORS**

**156.80 Error Class/Error Id: EFPM210****Error Message(s)**

EFPM210: NON RVSM APPROVED FLIGHT WITHIN EUR RVSM AIRSPACE AND STS/NONRVSM IS NOT EXPECTED FOR A CIVIL AIRCRAFT

**Possible values in Error Message**

NA

**Can be ignored: YES (This field refers to internal manual processing. In this situation, an error may be ignored by an IFPS staff for reasons such as an anomaly or the results of a procedure).**

It will result in IFP/NONRVSM to be inserted automatically in the message output.

**Systematic Rejection Catalogue: NO**

**Reason**

In the submitted message, the flight type is not given as M, the equipment does not contain W, and STS/NONRVSM is present in item 18.

**Requirements**

Within the EUR RVSM airspace, civil flights shall not be given STS/NONRVSM.

**IFPS Procedures**

The IFPS staff shall apply SCP1.

**RPL Procedures**

NA

**Related Sections**

**26. STANDARD CORRECTION PROCEDURE 1 (SCP1)**

**46. REDUCED VERTICAL SEPARATION MINIMA (RVSM)**

**68. IFP INDICATORS**



**156.81 Error Class/Error Id: EFPM211****Error Message(s)**

EFPM211: STS/NONRVSM IS REQUIRED FOR NON RVSM APPROVED STATE FLIGHT

**Possible values in Error Message**

NA

**Can be ignored: YES (This field refers to internal manual processing. In this situation, an error may be ignored by an IFPS staff for reasons such as an anomaly or the results of a procedure).**

It will result in IFP/NONRVSM to be inserted automatically in the message output if the flight has one part outside the RVSM area.

**Systematic Rejection Catalogue:**

NO

**Reason**

In the submitted message, the flight type is given as M; the equipment does not contain W, and STS/NONRVSM is not found in the message.

**Requirements**

Within the EUR RVSM airspace, an approved State flight (flight type 'M') that is non-RVSM equipped is required to indicate that state approval by including STS/NONRVSM in item 18.

**IFPS Procedures**

The IFPS staff shall apply SCP1.

**RPL Procedures**

NA

**Related Sections**

**26. STANDARD CORRECTION PROCEDURE 1 (SCP1)**

**46. REDUCED VERTICAL SEPARATION MINIMA (RVSM)**

**68. IFP INDICATORS**

**156.82 Error Class/Error Id: EFPM212****Error Message(s)**

EFPM212: FIELDS 10 AND/OR 18 INCORRECT FOR STATE FORMATION FLIGHT IN EUR RVSM AIRSPACE

**Possible values in Error Message**

NA

**Can be ignored: YES (This field refers to internal manual processing. In this situation, an error may be ignored by an IFPS staff for reasons such as an anomaly or the results of a procedure).**

It will result in IFP/NONRVSM to be inserted automatically in the message output.

**Systematic Rejection Catalogue: NO**

**Reason**

In the submitted message, the flight type is given as M; the number of aircraft indicated is more than 1, **and:**

W is included in the equipment field **or**  
STS/NONRVSM is not included in the message **or**  
**Both** W and STS/NONRVSM are included.

**Requirements**

Within the EUR RVSM airspace, State formation flights shall not include W in the equipment field, but must include STS/NONRVSM in the message.

**IFPS Procedures**

The IFPS staff shall apply SCP1.

**RPL Procedures**

NA

**Related Sections**

**26. STANDARD CORRECTION PROCEDURE 1 (SCP1)**

**46. REDUCED VERTICAL SEPARATION MINIMA (RVSM)**

**68. IFP INDICATORS**

**156.83 Error Class/Error Id: EFPM213****Error Message(s)**

EFPM213: UNEXPECTED ROUTE DATA

**Possible values in Error Message**

NA

**Can be ignored:** NO (This field refers to internal manual processing. In this situation, an error may be ignored by an IFPS staff for reasons such as an anomaly or the results of a procedure).

**Systematic Rejection Catalogue:** NO

**Reason**

The route field is found in an unexpected message (e.g. MFS message).

**Requirements**

Each message submitted to the IFPS shall consist of fields allowed for that type of message.

**IFPS Procedures**

The IFPS staff shall correct the syntax error and proceed with any subsequent error(s) raised if any.

Whenever this is not possible, then the IFPS staff shall apply SCP1.

**RPL Procedures**

NA

**Related Sections**

**26. STANDARD CORRECTION PROCEDURE 1 (SCP1)**

**156.84 Error Class/Error Id: EFPM214****Error Message(s)**

EFPM214: MISSING ROUTE DATA

**Possible values in Error Message**

NA

**Can be ignored:** NO (This field refers to internal manual processing. In this situation, an error may be ignored by an IFPS staff for reasons such as an anomaly or the results of a procedure).

**Systematic Rejection Catalogue:** NO

**Reason**

The message contains Initial Speed and Flight Level (item 15a and 15b in ICAO format messages or in the ROUTE field in ADEXP format messages), but no route elements are present.

**Requirements**

It is mandatory to fill in as much relevant detail as possible in the route field of a flight plan. The minimum possible element in the route field is 'DCT'.

**IFPS Procedures**

The IFPS staff shall apply SCP1.

**RPL Procedures**

NA

**Related Sections**

**26. STANDARD CORRECTION PROCEDURE 1 (SCP1)**

**78. ITEM 15: ROUTE**

**156.85 Error Class/Error Id: EFPM215****Error Message(s)**

EFPM215: FLIGHT PLAN DATA HAS RESTRICTED ACCESS

**Possible values in Error Message**

NA

**Can be ignored:** NO (This field refers to internal manual processing. In this situation, an error may be ignored by an IFPS staff for reasons such as an anomaly or the results of a procedure).

**Systematic Rejection Catalogue:** NO

**Reason**

This error is related to RQP messages only and can only be seen internally. The requested flight plan is not available for unauthorised access as it was submitted with EUR/PROTECTED.

**Requirements**

The requested flight plan has been classified as sensitive and shall not be available for unauthorised access.

**IFPS Procedures**

NA

**RPL Procedures**

NA

**Related Sections**

**106. EUR/PROTECTED**

**129. REQUEST FLIGHT PLAN (RQP)**

**156.86 Error Class/Error Id: EFPM216****Error Message(s)**

EFPM216: POSSIBLE DOF SUBFIELD WITH WRONG SYNTAX DETECTED IN FIELD18. (Field Name)

**Possible values in Error Message**

Field Name: EOBD Estimated Off Block Date.

**Can be ignored: YES (This field refers to internal manual processing. In this situation, an error may be ignored by an IFPS staff for reasons such as an anomaly or the results of a procedure).**

**Systematic Rejection Catalogue: NO**

**Reason**

A possible incorrectly formatted DOF has been identified in Item 18 of the message.

**Requirements**

The IFPS shall check for a DOF in the correct format of DOF/YYMMDD. The IFPS shall also check for any sequence of the letters D, O and F, even when other characters may separate those letters, and raise the error as a warning where this is found.

**IFPS Procedures**

The IFPS staff shall check the Item 18 of the message and:

- **If** the date of flight information is present, but is incorrectly formatted, e.g. RMK/DOF090608, then the IFPS staff shall correct the syntax **or**
- **If** the date of flight information (DOF) is not present (which means that the letters D,O and F have been found across the Item 18), then the IFPS staff shall ignore the error.

**RPL Procedures**

NA

**Related Sections****102. DATE OF FLIGHT (DOF)**

## 156.87 Error Class/Error Id: EFPM217

### Error Message(s)

EFPM217: FPL WITH SAME ARC\_ID AND OVERLAPPING FLYING PERIOD EXISTS: <Flight Details>

### Possible values in Error Message

- Flight Details: ARCID ADEP/EOBT ADES/EET DOF

**Can be ignored: NO (This field refers to internal manual processing. In this situation, an error may be ignored by an IFPS staff for reasons such as an anomaly or the results of a procedure).**

**Systematic Rejection Catalogue: NO**

### Reason

A valid flight plan exists in the IFPS with a given total flying time that overlaps with that given in the submitted message.

### Requirements

The IFPS cannot accept a flight plan that has the same callsign and a flying time, based on the EOBT and total estimated elapsed flying time that overlaps with an existing valid flight.

### IFPS Procedures

There are 3 three distinctive cases:

1. FPL with source RPL is valid. Message in error is an FPL:

The IFPS staff shall contact the aircraft operator **and if**

- The RPL held in the IFPS is correct, the IFPS staff shall reject the flight plan **or if**
- The RPL held in the IFPS is incorrect, then the IFPS staff shall reject the flight plan and advise the aircraft operator to take the necessary actions to correct the existing RPL and re-submit the FPL.

2. FPL is valid. Message in error is an RPL:

The IFPS staff shall contact the aircraft operator **and if**

- The RPL which is raising the error is correct then the IFPS staff shall refer the RPL and agree with the aircraft operator/message originator that a CNL or modification message (CHG) shall be filed to update the existing FPL **or if**
- The RPL which is raising the error is incorrect then the IFPS staff shall reject the message and advice the aircraft operator/message originator to update the RPL data.

3. FPL is valid. Message in error is another FPL: The IFPS shall apply SCP1.

### RPL Procedures

NA

### Related Sections

**26. STANDARD CORRECTION PROCEDURE 1 (SCP1)**

**31. TREATMENT OF REPETITIVE FLIGHT PLANS (RPLs) IN IFPS**

**33. MESSAGE ASSOCIATION**

**156.88 Error Class/Error Id: EFPM218****Error Message(s)**

EFPM218: RPL OVERLAP 2 ACTIVE AIRAC CYCLES

**Possible values in Error Message**

NA

**Can be ignored:** NO (This field refers to internal manual processing. In this situation, an error may be ignored by an IFPS staff for reasons such as an anomaly or the results of a procedure).

**Systematic Rejection Catalogue:** NO

**Reason**

This error is related to RPL submission. The RPL submission overlaps 2 active AIRAC cycles which is not allowed.

**Requirements**

An RPL submission shall not overlap 2 active AIRAC cycles.

**IFPS Procedures**

NA

**RPL Procedures**

NA

**Related Sections**

**5. RPL SUBMISSION**

**6. IFPS RPL FORMAT**

**7. RPL PROCESSING**



**156.89 Error Class/Error Id: EFPM219****Error Message(s)**

EFPM219: NON RVSM APPROVED FLIGHT WITHIN EUR RVSM AIRSPACE

**Possible values in Error Message**

NA

**Can be ignored: YES (This field refers to internal manual processing. In this situation, an error may be ignored by an IFPS staff for reasons such as an anomaly or the results of a procedure).**

It will result in IFP/NONRVSM to be inserted automatically in the message output.

**Systematic Rejection Catalogue: NO**

**Reason**

In the submitted message, the flight rules are not M, the equipment does not contain W, and STS/NONRVSM is not found in the message.

**Requirements**

Flights within the EUR RVSM airspace are required to be suitably equipped (equipment includes 'W') or to be a military flight (flight type is 'M') and the exemption STS/NONRVSM.

**IFPS Procedures**

The IFPS staff shall apply SCP1.

**RPL Procedures**

NA

**Related Sections**

**26. STANDARD CORRECTION PROCEDURE 1 (SCP1)**

**46. REDUCED VERTICAL SEPARATION MINIMA (RVSM)**

**68. IFP INDICATORS**

**156.90 Error Class/Error Id: EFPM220****Error Message(s)**

EFPM220: NO EXISTING FILED FLIGHT PLAN MATCHING THIS MESSAGE

**Possible values in Error Message**

NA

**Can be ignored:** NO (This field refers to internal manual processing. In this situation, an error may be ignored by an IFPS staff for reasons such as an anomaly or the results of a procedure).

**Systematic Rejection Catalogue:** NO

**Reason**

This error is related to messages with title DLA, CHG, DEP, ARR, RQP, CNL messages or to their equivalent in ADEXP format, respectively IDLA, ICH, IDEP, IARR, IRQP and ICNL. The referent flight plan may or may not have been filed; the referent flight plan may or may not have been accepted by IFPS; it may have been cancelled or closed by another party, or the key fields in the submitted message do not match. Also, the referent flight plan may be an RPL that has not yet been generated in the IFPS (this occurs at 20 hours in advance of EOBT).

**Requirements**

An associated message shall only be submitted to the IFPS when it can refer/associate to a valid flight plan.

**IFPS Procedures**

The IFPS staff shall apply SCP1.

**RPL Procedures**

NA

**Related Sections**

**26. STANDARD CORRECTION PROCEDURE 1 (SCP1)**

**33. MESSAGE ASSOCIATION**

**124. MODIFICATION (CHG)**

**125. DELAY (DLA)**

**126. CANCEL (CNL)**

**127. DEPARTURE (DEP)**

**128. ARRIVAL (ARR)**

**129. REQUEST FLIGHT PLAN (RQP)**

**156.91 Error Class/Error Id: EFPM221****Error Message(s)**

EFPM221: NO VALID ENVIRONMENT FOR <Reference> TIME <Time>

**Possible values in Error Message**

- Reference: Name of the reference for which the environment is not valid.
- Time: HH:MM hours and minutes.

**Can be ignored: NO (This field refers to internal manual processing. In this situation, an error may be ignored by an IFPS staff for reasons such as an anomaly or the results of a procedure).**

**Systematic Rejection Catalogue: NO**

**Reason**

NA

**Requirements**

NA

**IFPS Procedures**

NA

**RPL Procedures**

NA

**Related Sections**

NA

**156.92 Error Class/Error Id: EFPM223****Error Message(s)**

EFPM223: EOBT IN THE PAST COMPARED TO IFPS SYSTEM TIME: <IFPS System Time>

**Possible values in Error Message**

- IFPS System Time: HH:MM hours and minutes.

**Can be ignored: NO (This field refers to internal manual processing. In this situation, an error may be ignored by an IFPS staff for reasons such as an anomaly or the results of a procedure).**

**Systematic Rejection Catalogue: NO**

**Reason**

This error is related to DLA messages only. At the time of processing (IFPS time), the DLA has an EOBT in the past.

**Requirements**

A DLA message shall only be for the future, compared to IFPS system time at the time of processing of that message.

**IFPS Procedures**

The IFPS staff shall apply SCP1.

**RPL Procedures**

NA

**Related Sections**

**26. STANDARD CORRECTION PROCEDURE 1 (SCP1)**

**125. DELAY (DLA)**

**156.93 Error Class/Error Id: EFPM224****Error Message(s)**

EFPM224: MESSAGE MATCHES MULTIPLE FLIGHT PLANS

**Possible values in Error Message**

NA

**Can be ignored:** NO (This field refers to internal manual processing. In this situation, an error may be ignored by an IFPS staff for reasons such as an anomaly or the results of a procedure).

**Systematic Rejection Catalogue:** NO

**Reason**

The submitted message matches more than one existing flight plan.

**Requirements**

Where there is more than one matching flight plan held in the IFPS, the correct message association may be increased in accuracy by adding the EOBT (except for DEP) and DOF of the relevant flight plan in that associated message.

**IFPS Procedures**

The IFPS staff shall apply SCP1 unless there is no doubt about the flight plan that associated message refers to.

**RPL Procedures**

NA

**Related Sections**

**26. STANDARD CORRECTION PROCEDURE 1 (SCP1)**

**35. MESSAGE ASSOCIATION**

**124. MODIFICATION (CHG)**

**125. DELAY (DLA)**

**126. CANCEL (CNL)**

**127. DEPARTURE (DEP)**

**128. ARRIVAL (ARR)**

**156.94 Error Class/Error Id: EFPM225****Error Message(s)**

EFPM225: MISSING OR ERRONEOUS FIELD (Field Name)

**Possible values in Error Message**

- Field Name: ARCID, FLTTY, ADEP, ADES, EOBT, ROUTE.

**Can be ignored: NO (This field refers to internal manual processing. In this situation, an error may be ignored by an IFPS staff for reasons such as an anomaly or the results of a procedure).**

**Systematic Rejection Catalogue: NO**

**Reason**

ARCID (RPL): The aircraft identification is not present or cannot be identified.

FLTTY: The message does not contain an indication of the type of flight.

ADEP (RPL): The line 2, departure aerodrome field cannot be identified.

ADES (RPL): The line 2, destination aerodrome field cannot be identified.

EOBT (RPL): The line 2 EOBT-field cannot be identified.

ROUTE: The ROUTE field is present but cannot be used to create a profile.

**Requirements**

ARCID (RPL): The aircraft identification is required in all RPLs submitted for processing.

FLTTY: The type of flight shall be indicated in the message.

ADEP (RPL): The RPL system shall only accept known ICAO location indicators, or ZZZZ with the corresponding details given on line 4 subfield DEP where the location is unknown or does not have an ICAO code.

ADES (RPL): The RPL system shall only accept known ICAO location indicators, or ZZZZ with the corresponding details given on line 4 subfield DEST where the location is unknown or does not have an ICAO code.

EOBT (RPL): The appropriate time for the departure point or aerodrome must be given in line 2.

**IFPS Procedures**

FLTTY:

- Where the message originator can be contacted, the IFPS staff shall correct accordingly **or**
- Where the message originator cannot be contacted, the IFPS staff shall change the type of flight to G if the aircraft identification is a registration and to N if the aircraft identification is an alphanumeric company callsign.

**RPL Procedures**

NA

**Related Sections**

**73. ITEM 7: AIRCRAFT IDENTIFICATION AND SSR MODE/SSR CODE**

**74. ITEM 8: FLIGHT RULES AND TYPE OF FLIGHT**

**77. ITEM 13: AERODROME OF DEPARTURE (ADEP) AND ESTIMATED OFF-BLOCKS TIME (EOBT)**

**78. ITEM15: ROUTE**

**84. ITEM 16: A) DESTINATION AERODROME B) TOTAL ESTIMATED ELAPSED TIME C) ALTERNATE AERODROME(s)**

**156.95 Error Class/Error Id: EFPM226****Error Message(s)**

EFPM226: THIS <Message Title> MESSAGE ASSOCIATES WITH THE FPD: <Flight Plan Key Fields>

**Possible values in Error Message**

- Message Title: can be FNM, MFS or AFP.
- Flight Plan Key fields: ARCID, EOBT, ADEP, ADES, DOF.

**Can be ignored: NO (This field refers to internal manual processing. In this situation, an error may be ignored by an IFPS staff for reasons such as an anomaly or the results of a procedure).**

**Systematic Rejection Catalogue: NO**

**Reason**

This is an internal IFPS error raised when an APL message created from FNM/MFS/AFP partially associates with an existing FPD.

**Requirements**

NA

**IFPS Procedures**

The aim of this error when raised is to inform about the message association. The IFPS staff shall proceed with normal manual processing.

**RPL Procedures**

NA

**Related Sections**

**133. ATC FLIGHT PLAN PROPOSAL MESSAGE (AFP)**

**142. FLIGHT NOTIFICATION MESSAGE (FNM)**

**143. MESSAGE FROM SHANWICK/SANTA MARIA (MFS)**

**156.96 Error Class/Error Id: EFPM227****Error Message(s)**

EFPM227: MANUAL ADDRESSING REQUIRED. PRESS APPLY TO CONTINUE

**Possible values in Error Message**

NA

**Can be ignored:** NO (This field refers to internal manual processing. In this situation, an error may be ignored by an IFPS staff for reasons such as an anomaly or the results of a procedure).

**Systematic Rejection Catalogue:** NO

**Reason**

This is an internal error to inform the IFPS staff to add any ATS units' addresses following the use of IFPSTO/IFPSTART.

**Requirements**

NA

**IFPS Procedures**

The IFPS shall add manually if needed any ATS units addressee to cover the part of the flight which is in inside the IFPSTOP/IFPSTART portion.

**RPL Procedures**

NA

**Related Sections**

**30. IFPSTOP/IFPSTART**



**156.97 Error Class/Error Id: EFPM228****Error Message(s)**

EFPM228: INVALID VALUE <Field Name>

**Possible values in Error Message**

- Field Name: ARCTYP, ADEP, ADES, ALTRNT, EOBT, EOBD, ESTDATA.

**Can be ignored: NO (This field refers to internal manual processing. In this situation, an error may be ignored by an IFPS staff for reasons such as an anomaly or the results of a procedure).**

**Systematic Rejection Catalogue: NO**

**Reason**

ARCTYP: An unknown aircraft type designator has been filed.

ADEP: The departure aerodrome contains an unknown or unidentifiable location indicator.

ADES: The destination aerodrome contains an unknown or unidentifiable location indicator.

ALTRNT: The alternate aerodrome contains an unknown or unidentifiable location indicator.

EOBT: An incorrect EOBT has been filed.

EOBD: An incorrect EOBD has been filed.

ESTDATA: An incorrect ESTDATA has been filed. (FNM, MFS). Example: EST/ATSUR1560. The AFP associates to a FPL that is too far in the past (AFP).

**Requirements**

ARCTYP: A known ICAO aircraft type designator must be used, or indicated as ZZZZ with the appropriate aircraft type details in item 18 in the subfield TYP/.

ADEP: When the departure aerodrome is not a known ICAO designator, it must be indicated as ZZZZ and item 18 shall contain the sub-field DEP/ with the details of the aerodrome.

ADES: When the destination aerodrome is not a known ICAO designator, it must be indicated as ZZZZ and item 18 shall contain the sub-field DEST/ with the details of the aerodrome.

ALTRNT: When the alternate aerodrome is not a known ICAO designator, it must be indicated as ZZZZ and item 18 shall contain the sub-field ALTN/ with the details of the aerodrome.

EOBT: The EOBT shall be formatted as HHMM.

EOBD: The EOBD shall be formatted as YYMMDD.

ESTDATA: FNM, MFS): The ESTDATA shall be formatted as HHMM (FNM, MFS).

**Note AFP messages submitted to the IFPS are associated with all flights that have an EOBT in the past or up to 30 minutes in the future compared to the AFP estimate time.**

**IFPS Procedures**

ARCTYP:

- If a valid ICAO designator may be clearly identified, the IFPS staff shall correct that designator **or**
- If a valid ICAO designator **cannot be** identified, the IFPS staff shall contact the message originator **and**
  - If contact with the message originator is made, the IFPS staff should obtain the correct aircraft type value and if that is not possible, shall coordinate the correction (see below for the options) with the message originator **or**
  - If no contact with the message originator is possible, the IFPS staff shall either:
    - Change aircraft type to ZZZZ and insert TYP/ <original type> in item 18 and then select the appropriate ZZZZ performance from the performance table (see **Note** below) **or**
    - If the error appears to be caused by an NM **CACD** deficiency, change the aircraft type to ZZZZ and insert TYP/<original type> in item 18 and select then the appropriate ZZZZ performance from the performance table (see **Note** below). Raise an Ops Incident in Remedy CCMS, and in Service Affected, select Airspace Data and GIC (Group In Charge), select OPSD\_AD.

**Note** ZZZZ generic aircraft performances:  
 SEEE (SINGLE ENGINE)  
 MEEE (MULTI-ENGINE)  
 TPPP (TURBO-PROP)

## TJJJ (TURBO-JET)

These aircraft performance categories are applied internally by the IFPS staff, and are required in order that the IFPS may build a more accurate profile for that flight.

ADEP, ADES, and ALTRNT: the IFPS staff shall apply SCP2.

EOBT, EOBD: the IFPS staff shall apply SCP1.

ESTDATA: The IFPS staff shall check the flight plan history for existing flight plan data **and**

- If there is no existing flight plan data for the associated airborne message, the IFPS staff shall contact the originator of the airborne message to obtain correct/processable data **and**
- If it is not possible to obtain the correct data or if there is existing flight plan data, the message shall be rejected.

**Related Sections**

**26. STANDARD CORRECTION PROCEDURE 1 (SCP1)**

**27. STANDARD CORRECTION PROCEDURE 2 (SCP2)**

**75. ITEM 9: NUMBER AND TYPE OF AIRCRAFT AND WAKE TURBULENCE CATEGORY**

**77. ITEM 13: AERODROME OF DEPARTURE (ADEP) AND ESTIMATED OFF-BLOCKS TIME (EOBT)**

**84. ITEM 16: A) DESTINATION AERODROME B) TOTAL ESTIMATED ELAPSED TIME C) ALTERNATE AERODROME(s)**

**100. DATE OF FLIGHT (DOF)**

**131. AIRBORNE MESSAGE TYPES**

**133. ATC FLIGHT PLAN PROPOSAL MESSAGE (AFP)**

**156.98 Error Class/Error Id: EFPM229****Error Message(s)**

EFPM229: INVALID FORMAT

**Possible values in Error Message**

NA

**Can be ignored:** NO (This field refers to internal manual processing. In this situation, an error may be ignored by an IFPS staff for reasons such as an anomaly or the results of a procedure).

**Systematic Rejection Catalogue:** NO

**Reason**

This error is related to messages in ADEXP format and with title AFIL only. The ETO in an AFIL message is in an incorrect format.

**Requirements**

The correct format shall be used. Example: -AFIL\_DATA -PTID POINT-FL FXXX -ETO YYMMDDHHMMSS

**IFPS Procedures**

The IFPS staff shall contact the message originator in order to obtain the correct ETO. If no contact is possible, then the IFPS staff shall insert the filling time of the message, in association with the appropriate date of flight.

**RPL Procedures**

NA

**Related Sections****132. AIR-FILED FLIGHT PLANS (AFIL)**

**156.99 Error Class/Error Id: EFPM230****Error Message(s)**

EFPM230: ASSOCIATION NO LONGER VALID THE FPD IS CLOSED

**Possible values in Error Message**

NA

**Can be ignored:** NO (This field refers to internal manual processing. In this situation, an error may be ignored by an IFPS staff for reasons such as an anomaly or the results of a procedure).

**Systematic Rejection Catalogue:** NO

**Reason**

Whilst processing an associated message, a FPD became 'closed'.

**Requirements**

An associated message shall only be submitted to the IFPS when it can refer/associate to a valid flight plan.

**IFPS Procedures**

The IFPS staff shall apply SCP1.

**RPL Procedures**

NA

**Related Sections**

**26. STANDARD CORRECTION PROCEDURE 1 (SCP1)**

**156.100 Error Class/Error Id: EFPM231****Error Message(s)**

EFPM231: CIVIL FORMATION FLIGHT NOT PERMITTED IN EUR RVSM AIRSPACE

**Possible values in Error Message**

NA

**Can be ignored:** NO (This field refers to internal manual processing. In this situation, an error may be ignored by an IFPS staff for reasons such as an anomaly or the results of a procedure)

**Systematic Rejection Catalogue:** NO

**Reason**

In the submitted message, the flight type is not given as M, and the number of aircraft indicated is more than 1.

**Requirements**

Within the EUR RVSM airspace, formation flights are only allowed for military flights.

**IFPS Procedures**

The IFPS staff shall apply SCP1.

**RPL Procedures**

NA

**Related Sections**

**26. STANDARD CORRECTION PORCEDURE 1 (SCP1)**

**46. REDUCED VERTICAL SEPARATION MINIMA (RVSM)**

**156.101 Error Class/Error Id: EFPM232****Error Message(s)**

EFPM232: FLIGHT PLAN ALREADY RECEIVED FROM ADDRESS <Address>

**Possible values in Error Message**

- Address: AFTN or SITA address.

**Can be ignored:** NO (This field refers to internal manual processing. In this situation, an error may be ignored by an IFPS staff for reasons such as an anomaly or the results of a procedure).

**Systematic Rejection Catalogue:** NO

**Reason**

A FPL with the same details has already been received and processed by IFPS.

**Requirements**

The IFPS shall not accept a duplicate FPL from an address different than the address of the original, stored FPL.

**IFPS Procedures**

- If the FPL in manual processing is an RPL:

The IFPS staff shall contact the aircraft operator to determine which flight plan will be operated:

- If the FPL held in IFPS is correct, then the IFPS staff shall delete the RPL **or**
- If the RPL is correct, then the IFPS shall send the RPL to the referred queue and instruct the aircraft operator/message originator to cancel the FPL. The CNL shall associate to the RPL in the referred queue, so the IFPS staff shall set the message window to manual and process the CNL to cancel the FPL, then the RPL may be processed **or**
- If no contact is possible, the IFPS staff shall reject the RPL.

- If the FPL in manual processing is **not** an RPL, then the IFPS staff shall reject the FPL.

**RPL Procedures**

NA

**Related Sections**

**31. TREATMENT OF REPETITIVE FLIGHT PLANS (RPLs) IN IFPS**

**33. MESSAGE ASSOCIATION**

**156.102 Error Class/Error Id: EFPM233****Error Message(s)**

EFPM233: FLIGHT PLAN ALREADY RECEIVED FROM RPL DATA

**Possible values in Error Message**

NA

**Can be ignored:** NO (This field refers to internal manual processing. In this situation, an error may be ignored by an IFPS staff for reasons such as an anomaly or the results of a procedure).

**Systematic Rejection Catalogue:** NO

**Reason**

A FPL matching the submitted message has already been generated from RPL.

**Requirements**

When a FPL has already been received and processed by IFPS from RPL, another FPL should not be submitted.

**IFPS Procedures**

The IFPS staff shall contact the aircraft operator to determine which flight will be operated.

- **If** the RPL held in IFPS is correct, then the IFPS staff shall reject the FPL **or**
- **If** the FPL in manual processing is correct, then the IFPS shall reject that FPL and indicate to the aircraft operator/message originator that a CHG shall be filed to update the existing RPL **or**
- **If** no contact is possible, the IFPS staff shall reject the FPL.

**RPL Procedures**

NA

**Related Sections**

**31. TREATMENT OF REPETITIVE FLIGHT PLANS (RPLs) IN IFPS**

**33. MESSAGE ASSOCIATION**

**156.103 Error Class/Error Id: EFPM234****Error Message(s)**

EFPM234: ESTIMATED OFF BLOCK DATE AND TIME IS NOT WITHIN ACCEPTABLE RANGE AFTER FILING TIME. (EOBD)

**Possible values in Error Message**

- EOBD: Estimated Off Block Date.

**Can be ignored: NO (This field refers to internal manual processing. In this situation, an error may be ignored by an IFPS staff for reasons such as an anomaly or the results of a procedure).**

**Systematic Rejection Catalogue: YES**

**Reason**

The filing time is later than the EOBDT.

**Requirements**

When comparing the filing time of a message to the EOBDT of the flight plan, the EOBDT shall be within the following parameters: -10 minutes/+ 12 hours.

**IFPS Procedures**

This error is part of the Systematic Rejection Catalogue. Normally, messages raising that error shall be automatically rejected. However, there are specific exemptions: for more details refer to CHMI>TEM>IFPS Error Highlighting + Systematic Rejection Catalogue. If a message is presented for manual processing with that error, it means that the message matches the criteria set for an exemption. Therefore the following procedure shall be applied by IFPS staff:

The IFPS staff shall apply SCP1.

**RPL Procedures**

NA

**Related Sections**

**26. STANDARD CORRECTION PROCEDURE 1 (SCP1)**

**75. ITEM 13: AERODROME OF DEPARTURE (ADEP) AND ESTIMATED OFF-BLOCKS TIME (EOBT)**

**102. DATE OF FLIGHT (DOF)**

**124. MODIFICATION (CHG)**

**125. DELAY (DLA)**



**156.104 Error Class/Error Id: EFPM235****Error Message(s)**

EFPM235: FIELD FORBIDDEN IN THIS TYPE OF MESSAGE (Field Name)

**Possible values in Error Message**

Field Name: various values such as ESTDATA

**Can be ignored: NO (This field refers to internal manual processing. In this situation, an error may be ignored by an IFPS staff for reasons such as an anomaly or the results of a procedure).**

**Systematic Rejection Catalogue: NO**

**Reason**

The field that is specified in the error message is not expected for the type of message submitted. Example: EST DATA field in a FPL received in ADEXP format.

**Requirements**

Submitted messages shall only contain field that are permitted for that message type.

**IFPS Procedures**

The IFPS staff shall check that the message title is coherent with the message content **and**

- **If** the title is correct, the IFPS staff shall remove the offending field **or**
- **If** the title is incorrect, the IFPS staff shall change the title to the correct one **or**
- **In** case of any doubt, the IFPS staff shall apply SCP1.

**RPL Procedures**

NA

**Related Sections**

**26. STANDARD CORRECTION PROCEDURE 1 (SCP1)**

**Related Document(s):**

**IFPS and RPL Dictionary of Messages**

**156.105 Error Class/Error Id: EFPM236****Error Message(s)**

EFPM236: ESTIMATED OFF BLOCK DATE AND TIME NOT IN THE ACCEPTABLE RANGE: DDHHMM TO DDHHMM

**Possible values in Error Message**

- DDHHMM: Day number (01 to 31), Hours and Minutes. The two values define the window in which IFPS would accept the message.

**Can be ignored: YES (This field refers to internal manual processing. In this situation, an error may be ignored by an IFPS staff for reasons such as an anomaly or the results of a procedure).**

**Systematic Rejection Catalogue: NO**

**Reason**

For a FPL, the filed EOBDT is more than 12 hours in the past, or more than 120 hours (5 days) in the future, when compared to current system time at the time of processing of that message.

For a DLA or a CHG updating the EOBT, the filed EOBT is more than 0 minutes in the past when compared to the current system time, or more than 20 hours in the future compared to the EOBT of the flight at the time of processing of that message.

**Requirements**

For FPLs containing a DOF, the IFPS may accept these messages with an EOBT up to 12 hours in the past, and up to 120 hours (5 days) in advance of the system time at the time of processing, but those FPLs with an EOBT of more than 30 minutes in the past shall fail automatic processing in the IFPS.

For a DLA or a CHG updating the EOBT, the filed EOBT shall be in the future when compared to the current system time at the same of processing and shall not delay that flight for an EOBT more than 20 hours in the future compared to the current EOBT of that flight.

**Note** Those FPL messages not containing a DOF shall be processed automatically, but shall be considered to take place in the 24 hour period that starts 30 minutes in the past when compared to the system at the time of processing, with the DOF being inserted automatically by the IFPS in message output.

**IFPS Procedures**

For FPLs, the IFPS staff shall apply SCP1.

For DLAs and CHGs, the IFPS staff shall reject the message.

**RPL Procedures**

NA

**Related Sections**

**26. STANDARD CORRECTION PROCEDURE 1 (SCP1)**

**77. ITEM 13: AERODROME OF DEPARTURE (ADEP) AND ESTIMATED OFF-BLOCKS TIME (EOBT)**

**125. DELAY (DLA)**

**156.106 Error Class/Error Id: EFPM237****Error Message(s)**

EFPM237: MESSAGE MATCHES EXISTING INVALID MESSAGES

**Possible values in Error Message**

NA

**Can be ignored:** NO (This field refers to internal manual processing. In this situation, an error may be ignored by an IFPS staff for reasons such as an anomaly or the results of a procedure).

**Systematic Rejection Catalogue:** NO

**Reason**

The message associates with another message that has failed automatic processing and is awaiting or undergoing manual treatment by the IFPS staff.

**Requirements**

Where any message fails automatic processing and is moved to the manual treatment queue, all subsequent associated messages shall be linked to that invalid message and shall not be treated until that invalid message has been treated by the IFPS staff. This is a safety check to ensure that messages are treated in the correct sequence.

**IFPS Procedures**

The IFPS staff shall press 'Test' or 'Apply' and continue with the manual processing. This error is a warning and does not require any specific action.

**RPL Procedures**

NA

**Related Sections**

NA

**156.107 Error Class/Error Id: EFPM238****Error Message(s)**

EFPM238: MESSAGE FILED BEFORE MATCHING FILED FLIGHT PLAN

**Possible values in Error Message**

NA

**Can be ignored:** NO (This field refers to internal manual processing. In this situation, an error may be ignored by an IFPS staff for reasons such as an anomaly or the results of a procedure).

**Systematic Rejection Catalogue:** NO

**Reason**

The message has a filing time earlier than that of an existing flight plan.

**Requirements**

The IFPS shall treat all associated messages in order of filing time.

**IFPS Procedures**

The IFPS staff shall press 'Test' or 'Apply' and continue with the manual processing. This error is a warning and does not require any specific action.

**RPL Procedures**

NA

**Related Sections**

NA

**156.108 Error Class/Error Id: EFPM239****Error Message(s)**

EFPM239: DATE AND TIME GIVEN ARE INCONSISTENT WITH <ESTDATA>

**Possible values in Error Message**

ESTDATA: Estimated Data.

**Can be ignored: NO (This field refers to internal manual processing. In this situation, an error may be ignored by an IFPS staff for reasons such as an anomaly or the results of a procedure).**

**Systematic Rejection Catalogue: NO**

**Reason**

The AFP associates to a FPL that is too far in the past.

**Requirements**

The error is related to messages type AFP only. AFP messages submitted to the IFPS are associated with all flights that have an EOBT in the past or up to 30 minutes in the future compared to the AFP estimate time.

**IFPS Procedures**

If the flight is for the previous day and has been suspended by ETFMS because it was not activated, the IFPS staff shall delete the flight and process the AFP.

**RPL Procedures**

NA

**Related Sections**

**133. ATC FLIGHT PLAN PROPOSAL MESSAGE (AFP)**

**156.109 Error Class/Error Id: EFPM240****Error Message(s)**

EFPM240: DATE GIVEN IS INCONSISTENT WITH < > < >

**Possible values in Error Message**

NA

**Can be ignored:** NO (This field refers to internal manual processing. In this situation, an error may be ignored by an IFPS staff for reasons such as an anomaly or the results of a procedure).

**Systematic Rejection Catalogue:** NO

**Reason**

For an RPL: if a From date is later than a To date or if the period of operation is not within the activation period for a given RPL.

**Requirements**

The RPL submission shall be coherent.

**IFPS Procedures**

NA

**RPL Procedures**

The RPL staff shall contact the originator of the RPL submission.

**Related Sections**

**5. RPL SUBMISSION**

**6. IFPS RPL FORMAT**

**7. RPL PROCESSING**

**156.110 Error Class/Error Id: EFPM241****Error Message(s)**

EFPM241: MESSAGE ASSOCIATES TO <FLTSTATE> FLIGHT

**Possible values in Error Message**

FLTSTATE: OFF BLOCKS, ACTIVATED, TERMINATED, TACT DELETED

**Can be ignored: YES (This field refers to internal manual processing. In this situation, an error may be ignored by an IFPS staff for reasons such as an anomaly or the results of a procedure).**

**Systematic Rejection Catalogue: NO**

**Reason**

**OFF BLOCKS and ACTIVATED:** The submitted message associates to a stored flight plan that has been activated. The OFF BLOCKS flight state can only be triggered whenever the departure aerodrome has a status of 'Full CDM' or 'Advanced ATC Tower'.

**TERMINATED:** The submitted message associates to a stored flight plan that has been terminated in the ETFMS system.

**DELETED:** The submitted message associates to a stored flight plan that has been cancelled manually in the ETFMS system.

**Requirements**

It is not permitted to update a stored flight plan when the flight has been activated, terminated or deleted.

**IFPS Procedures**

**DELETED:** The IFPS staff shall ignore the error and

- For FNM/MFS/AFP, the IFPS staff shall inform the FM TNC that airborne messages are received for a flight that has been manually cancelled in the ETFMS.
- For RQP, the IFPS staff shall inform the FM TNC (see Note) that the flight details are requested by ATC but it has been manually cancelled in the ETFMS.

**Note**

When informing the FM TNC, the IFPS staff shall refer to a flight **cancelled** in the ETFMS and not to a flight **deleted** as stated in the IFPS error message. This is to avoid confusion as the manual action performed in the ETFMS was 'Cancel' and not 'Delete'.

**OFF-BLOCKS, ACTIVATED:** The IFPS staff shall normally reject the message, however:

If the message originator or the aircraft operator contacts IFPS, they should be asked to contact the tower of the aerodrome of departure or their CDM Partner.

If the message originator has contacted the IFPS and indicated that the flight has been incorrectly activated, the IFPS staff shall check the information available in the ETFMS system.

If the information available in the ETFMS system indicates that the flight has been correctly activated, the IFPS staff shall inform the message originator of the evidence of the activation and reject the message.

If the information available in the ETFMS system supports that the flight has been incorrectly activated **and**

- **If** the activation was caused by an incorrect DEP/ AFP/ MFS/ FNM, the flight plan must be cancelled and refiled (to ensure ATC are correctly notified) so the IFPS staff shall:
  - request the flight to be de-activated (**done via the 'undo activation' button**) in the ETFMS
  - for CNL, process the message after the FUM
  - for DLA/CHG, reject the message and ask the message originator to cancel the flight plan and re-file with the new details.
- **Or** if the activation was caused by an incorrect message in the ETFMS (FSA, etc), the flight shall be de-activated in the ETFMS system and after the status has been updated in the IFPS the message may be processed.

**TERMINATED:**

For DEP/CNL/CHG/DLA messages, the IFPS staff shall **reject** the message.

For RQP messages, the IFPS staff shall **ignore** the error.

For an AFP indicating that the flight is diverting, the ETFMS system may have assumed that the flight has landed at its destination and the flight will have been terminated. In this case the IFPS staff shall request the flight to be de-activated (**done via the 'undo activation' button**) in the ETFMS and after the status has been updated in the IFPS the AFP (ACH) message can be processed in IFPS.

For AFP/MFS/FNM messages, **or** if the message originator has contacted the IFPS for a rejected DEP/CNL/CHG/DLA message and indicates that the flight has been incorrectly activated/terminated, the IFPS staff shall check the information available in the ETFMS.

- **If** the information available in the ETFMS indicates that the flight has been correctly activated/terminated, the IFPS staff shall inform the message originator of the evidence of the activation/termination and delete the message **or**
- **If** the information available in the ETFMS supports that the flight has been incorrectly activated/terminated **and**
  - **If** the activation was caused by an incorrect DEP/ AFP/ MFS/ FNM, the flight plan must be cancelled and refiled (to ensure ATC are correctly notified) so the IFPS staff shall:
    - request the flight to be de-activated (**done via the 'undo activation' button**) in the ETFMS
    - for CNL, process the message after the FUM
    - for DLA/CHG, reject the message and ask the message originator to cancel the flight plan and re-file with the new details.
  - **Or, if the termination** was caused by ETFMS (**no FSA/CPR received for more than one hour and thirty minutes**), the IFPS staff shall request the flight to be de-terminated (**done via the 'undo activation' button**) in the ETFMS and after the status has been updated in the IFPS the message can be processed.
  - **And, if the de-termination (done via the 'undo activation' button) is not possible (flight has been terminated for more than 3 hours), then the IFPS staff shall ignore the error and process the message.**

**When there is any doubt about the termination status of the flight plan to which the AFP/FNM/MFS messages apply, the IFPS staff shall ignore the error.**

**RPL Procedures**

NA

**Related Sections****50. IFPS MONITORING FLIGHT EVOLUTION**



**156.111 Error Class/Error Id: EFPM243****Error Message(s)**

EFPM243: AIRCRAFT TYPE IS ZZZZ BUT TYP Z IS NOT PRESENT (ARCTYP)

**Possible values in Error Message**

NA

**Can be ignored:** NO (This field refers to internal manual processing. In this situation, an error may be ignored by an IFPS staff for reasons such as an anomaly or the results of a procedure).

**Systematic Rejection Catalogue:** NO

**Reason**

FPL: The aircraft type is filed a ZZZZ, and the subfield TYP is not present in Item 18.

RPL: The aircraft type is filed on line 2 as ZZZZ.

**Requirements**

FPL: Where ZZZZ is filed as an aircraft type designator in item 9, the sub-field TYP shall be present item 18 giving the details of the aircraft.

RPL: The RPL system does not accept ZZZZ as an aircraft type.

**IFPS Procedures**

- **If** a valid ICAO designator may be clearly identified from within the item 18, the IFPS staff shall insert that designator in Item 9 **or**
- **If** an aircraft type information may be found in item 18 (under RMK/ for example), the IFPS staff shall insert TYP/ in front of that information **or**
- **In** all other cases, the IFPS staff shall contact the message originator to co-ordinate a correction.
  - If no contact with the message originator is possible, the IFPS staff shall insert TYP/UNKNOWN in Item 18 and when the window Aircraft ZZZZ Dialog appears, the IFPS staff shall select the appropriate ZZZZ performance.

**RPL Procedures**

The RPL staff shall contact the aircraft operator to coordinate a correction.

**Related Sections**

**75. ITEM 9: NUMBER AND TYPE OF AIRCRAFT AND WAKE TURBULENCE CATEGORY**

**92. AIRCRAFT TYPE (TYP)**

**156.112 Error Class/Error Id: EFPM244****Error Message(s)**

EFPM244: AIRCRAFT TYPE IS ZZZZ (ARCTYP)

**Possible values in Error Message**

NA

**Can be ignored:** NO (This field refers to internal manual processing. In this situation, an error may be ignored by an IFPS staff for reasons such as an anomaly or the results of a procedure).

**Systematic Rejection Catalogue:** NO

**Reason**

FPL: The aircraft type is filed a ZZZZ, and the subfield TYP is not present in item 18

RPL: The aircraft type is filed on line 2 as ZZZZ.

**Requirements**

FPL: Where ZZZZ is filed as an aircraft type designator in item 9, the sub-field TYP shall be present item 18 giving the details of the aircraft.

RPL: The RPL system does not accept ZZZZ as an aircraft type.

**IFPS Procedures**

The IFPS staff shall press 'Test' and the following question will be prompted: AIRCRAFT TYPE IS ZZZZ ? YES or NO.

- **If YES** is selected, the IFPS staff shall then select the appropriate Aircraft type from the Aircraft ZZZZ Dialog box and press on OK. The choice is given between Seee (single), Meee (multiple), Tppp (turboprop) and Tjjj (turbojet).

**Note** Once the selection is made, the error EFPM 243 is raised. Please refer to this particular error for further information.

- **If NO** is selected, then the IFPS staff is presented with the message in the FPL editor as it was originally at the stage where EFPM 244 was raised.

**RPL Procedures**

The RPL staff shall contact the aircraft operator to coordinate a correction.

**Related Sections**

**75. ITEM 9: NUMBER AND TYPE OF AIRCRAFT AND WAKE TURBULENCE CATEGORY**

**92. AIRCRAFT TYPE (TYP)**

**156.113 Error Class/Error Id: EFPM245****Error Message(s)**

EFPM245: AIRCRAFT TYPE AND TYPZ PRESENT (TYPZ)

**Possible values in Error Message**

NA

**Can be ignored: NO (This field refers to internal manual processing. In this situation, an error may be ignored by an IFPS staff for reasons such as an anomaly or the results of a procedure).**

**Systematic Rejection Catalogue: NO**

**Reason**

FPL: Item 9 contains an aircraft type designator other than ZZZZ and the subfield TYP is present in item 18.

RPL: The aircraft type has been filed on line 2 and on line 4 under sub-field TYP.

**Requirements**

FPL: When item 9 contains an aircraft type designator, the subfield TYP shall not be present in item 18.

RPL: Where an aircraft type designator is present in line 2, the line 4 TYP/ sub-field should not also be used.

Any further details should be included in the line 4 RMK sub-field.

**IFPS Procedures**

- **If** the aircraft type given in item 9 is a valid ICAO designator, the IFPS staff shall delete the subfield TYP in item 18 **or**
- **If** the aircraft type given in item 9 is not a valid ICAO designator or cannot be clearly identified, then the IFPS staff shall replace the type in item 9 by ZZZZ.

**RPL Procedures**

The RPL staff shall contact the aircraft operator to coordinate a correction.

**Related Sections**

**75. ITEM 9: NUMBER AND TYPE OF AIRCRAFT AND WAKE TURBULENCE CATEGORY**

**92. AIRCRAFT TYPE (TYP)**

**156.114 Error Class/Error Id: EFPM246****Error Message(s)**

EFPM246: AMBIGUOUS VALUE <Value>

**Possible values in Error Message**

Value

**Can be ignored:** NO (This field refers to internal manual processing. In this situation, an error may be ignored by an IFPS staff for reasons such as an anomaly or the results of a procedure).

**Systematic Rejection Catalogue:** NO

**Reason**

The value specified in the error message is ambiguous.

**Requirements**

Values in a message shall not be ambiguous.

**IFPS Procedures**

The IFPS staff shall try to determine the value. If this is not possible or in case of any doubt then the IFPS staff shall apply SCP1.

**RPL Procedures**

NA

**Related Sections**

**26. STANDARD CORRECTION PROCEDURE 1 (SCP1)**

**156.115 Error Class/Error Id: EFPM247****Error Message(s)**

EFPM247: EFPM247: ALTERNATE AERODROME IS ZZZZ BUT ALTN INFO IS NOT PRESENT (ALTRNT1 or ALTRNT2)

**Possible values in Error Message**

- ALTRNT 1 or 2: 1 or 2 indicates if it concerns the first or the second alternate aerodrome specified in Item 16c.

**Can be ignored: NO (This field refers to internal manual processing. In this situation, an error may be ignored by an IFPS staff for reasons such as an anomaly or the results of a procedure).**

**Systematic Rejection Catalogue: NO**

**Reason**

The first (ALTRNT1) and/or the second (ALTRNT2) alternate aerodrome is/are given as ZZZZ but no ALTN sub-field is present in Item 18.

**Requirements**

Where an alternate destination aerodrome is indicated as ZZZZ, it is necessary to include the sub-field ALTN in item 18 with relevant details of that aerodrome.

**IFPS Procedures**

The IFPS staff shall check the Item 18 for possible ALTN information incorrectly formatted (Example: ALT/EBAW) **and**

- **If** Item 18 does contain any indication about an alternate aerodrome; the IFPS staff shall make any appropriate correction to ensure that the sub-field is recognized by the IFPS **or**
- **If** Item 18 does not contain any indication about an alternate aerodrome, then the IFPS staff shall apply SCP2.

**RPL Procedures**

NA

**Related Sections**

**27. STANDARD CORRECTION PROCEDURE 2 (SCP2)**

**84. ITEM 16: A) DESTINATION AERODROME B) TOTAL ESTIMATED ELAPSED TIME C) ALTERNATE AERODROME(s)**

**99. ALTERNATE DESTINATION AERODROME (ALTN)**

**156.116 Error Class/Error Id: EFPM248****Error Message(s)**

EFPM248: AERODROME IS ZZZZ BUT DEP Z IS NOT PRESENT (ADEP)

EFPM248: AERODROME IS ZZZZ BUT DEST Z IS NOT PRESENT (ADES)

**Possible values in Error Message**

- ADEP/ADES: Aerodrome of Departure/Aerodrome of Destination.

**Can be ignored: NO (This field refers to internal manual processing. In this situation, an error may be ignored by an IFPS staff for reasons such as an anomaly or the results of a procedure).**

**Systematic Rejection Catalogue: NO**

**Reason**

The departure aerodrome is given as ZZZZ and the sub-field DEP is not present in Item 18.

The destination aerodrome is given as ZZZZ and the sub-field DEST is not present in Item 18.

**Requirements**

Where a departure aerodrome is given as ZZZZ, it is necessary to include the sub-field DEP in Item 18 with relevant details of the aerodrome.

Where a destination aerodrome is given as ZZZZ, it is necessary to include the sub-field DEST in Item 18 with relevant details of the aerodrome.

**IFPS Procedures**

The IFPS staff shall apply SCP2.

**RPL Procedures**

NA

**Related Sections**

**27. STANDARD CORRECTION PROCEDURE 2 (SCP2)**

**97. DEPARTURE AERODROME (DEP)**

**98. DESTINATION AERODROME (DEST)**

**156.117 Error Class/Error Id: EFPM249****Error Message(s)**

EFPM249: ACTUAL DATE AND TIME OF DEPARTUE IS NOT WITHIN ACCEPTABLE RANGE, AFTER RECEPTION TIME. (ATD)

**Possible values in Error Message**

- ATD: Actual Time of Departure.

**Can be ignored: NO (This field refers to internal manual processing. In this situation, an error may be ignored by an IFPS staff for reasons such as an anomaly or the results of a procedure).**

**Systematic Rejection Catalogue: NO**

**Reason**

This error is related to DEP/IDEP messages only. The filed departure time is more than 10 minutes in the future, when compared to the current system time.

**Requirements**

When a DEP message is received, the arrival time should not be in the future.

**IFPS Procedures**

The IFPS staff shall apply SCP1.

**RPL Procedures**

NA

**Related Sections**

**26. STANDARD CORRECTION PROCEDURE 1 (SCP1)**

**127. DEPARTURE (DEP)**

**156.118 Error Class/Error Id: EFPM250****Error Message(s)**

EFPM250: ACTUAL DATE AND TIME OF ARRIVAL IS NOT WITHIN ACCEPTABLE RANGE, AFTER RECEPTION TIME. (ATA)

**Possible values in Error Message**

- ATA: Actual Time of Arrival.

**Can be ignored: NO (This field refers to internal manual processing. In this situation, an error may be ignored by an IFPS staff for reasons such as an anomaly or the results of a procedure).**

**Systematic Rejection Catalogue: NO**

**Reason**

This error is related to ARR/IARR messages only. The filed arrival time is more than 10 minutes in the future, when compared to the current system time.

**Requirements**

When an ARR message is received, the arrival time should not be in the future.

**IFPS Procedures**

The IFPS staff shall apply SCP1.

**RPL Procedures**

NA

**Related Sections**

**26. STANDARD CORRECTION PROCEDURE 1 (SCP1)**

**128. ARRIVAL (ARR)**



## 156.119 Error Class/Error Id: ROUTE29

### Error Message(s)

ROUTE29: FORBIDDEN TO CROSS THE BORDER BETWEEN < Airspace Name> AND < Airspace Name> on DCT <Point A> .. <Point B>. <Restriction ID>

### Possible values in Error Message

- Airspace Name: specifies the name of the airspaces in between which the cross border if forbidden.
- Point A and B: specifies the DCT segment from the route which crosses the border in between the two airspaces.
- Restriction ID: Reference of the restriction.

**Can be ignored: YES (This field refers to internal manual processing. In this situation, an error may be ignored by an IFPS staff for reasons such as an anomaly or the results of a procedure).**

**Systematic Rejection Catalogue: NO**

### Reason

It is not allowed to cross the border in between the two airspaces **on** that specific segment.

### Requirements

When filing a route in Free Route Airspace (FRA), the route shall comply with all the requirements associated to the FRA: DCT limit, forbidden segment, levels, times, cross border allowed or not, etc

### IFPS Procedures

The IFPS staff shall analyse the route to determine whether or not the error is correctly raised **and**

- **If** the error is incorrectly raised, then the IFPS staff shall ignore that error **or**
- **If** the error is correctly raised then the IFPS staff shall apply SCP1.

### RPL Procedures

NA

### Related Sections

**26. STANDARD CORRECTION PROCEDURE 1 (SCP1)**

**83. AIRWAYS**

## 156.120 Error Class/Error Id: ROUTE30

### Error Message(s)

ROUTE30: INVALID DCT <Point\_A>..<Point\_B>: (<DCT Length> NM). DCT LONGER THAN (<Max Restriction Distance> NM) ARE NOT ALLOWED TO CROSS THE BORDER BETWEEN < Airspace Name> AND < Airspace Name>. <Restriction ID>

### Possible values in Error Message

- Point A and B: specifies the DCT segment from the route which crosses the border in between the two airspaces.
- DCT Length in NM of the distance between Point A and Point B.
- Max Restriction Distance in NM specifying the maximum distance permitted.
- Airspace Name: specifies the name of the airspaces in between which the cross border is forbidden.
- Restriction ID: Reference of the restriction.

**Can be ignored: YES (This field refers to internal manual processing. In this situation, an error may be ignored by an IFPS staff for reasons such as an anomaly or the results of a procedure).**

**Systematic Rejection Catalogue: NO**

### Reason

The length of this DCT segment is greater than the Cross-border DCT limit defined for those adjacent airspaces.

### Requirements

When filing a route in Free Route Airspace (FRA), the route shall comply with all the requirements associated to the FRA: DCT limit, forbidden segment, levels, times, cross border allowed or not, etc

### IFPS Procedures

The IFPS staff shall analyse the route to determine whether or not the error is correctly raised **and**

- **If** the error is incorrectly raised, then the IFPS staff shall ignore that error **or**
- **If** the error is correctly raised then the IFPS staff shall apply SCP1.

### RPL Procedures

NA

### Related Sections

**26. STANDARD CORRECTION PROCEDURE 1 (SCP1)**

**83. AIRWAYS**

## 156.121 Error Class/Error Id: ROUTE41

### Error Message(s)

ROUTE41: ROUTE CONTAINS A SYSTEM GENERATED PORTION. PLEASE CHECK

### Possible values in Error Message

NA

**Can be ignored:** NO (This field refers to internal manual processing. In this situation, an error may be ignored by an IFPS staff for reasons such as an anomaly or the results of a procedure).

**Systematic Rejection Catalogue:** NO

### Reason

This is an internal IFPS error and therefore is not visible to external IFPS users. It is used as a warning for airborne message types such as FNM, MFS and AFP. The applicable mode for airborne message processing is set to manual. In the manual mode, the IFPS shall try to build a route using the Propose Route Function from the end of the clearance limit given in the airborne message until the aerodrome of destination. When the Propose Route Function finds a route the error is raised.

### Requirements

Whenever the Propose Route Function is able to build a route from the end of the clearance to destination or to the original route, the IFPS shall invalidate that message in order for an IFPS staff to be able to verify the system generated route.

### IFPS Procedures

The IFPS staff shall plot the route on the CHMI map and analyse the overall trajectory as well as the 're-connected' portion **and**

- When the route found is logical, the message can be processed without any further changes to the route **or**
- When the route found is not logical, then the IFPS staff shall manually built a route.

**Note** When the route found changes the IFPZ exit point, then the IFPS staff delete the part of the route outside the IFPZ.

### RPL Procedures

NA

### Related Sections

**131. AIRBORNE MESSAGE TYPES**

**156.122 Error Class/Error Id: ROUTE42****Error Message(s)**

ROUTE42: THE <SID or STAR> <TP ID> IS NOT VALID BECAUSE OF THE RUNWAY IN USE.

**Possible values in Error Message**

- SID/STAR: Standard Instrumental Departure, Standard Instrumental Arrival.
- TPD ID: Terminal Procedure full designator. Example: DKB6F.

**Can be ignored: YES (This field refers to internal manual processing. In this situation, an error may be ignored by an IFPS staff for reasons such as an anomaly or the results of a procedure).**

**Systematic Rejection Catalogue: NO**

**Reason**

The given terminal procedure does not comply with the runway in use and no valid terminal procedures exist to replace it.

**Requirements**

Whenever specified in a message, a valid TP shall be filed.

**IFPS Procedures**

The IFPS staff shall analyse the route to determine whether or not the error is correctly raised **and**

- **If** the error is incorrectly raised, then the IFPS staff shall ignore that error **or**
- **If** the error is correctly raised then the IFPS staff shall apply SCP1.

**RPL Procedures**

NA

**Related Sections**

**26. STANDARD CORRECTION PROCEDURE 1 (SCP1)**

**81. SID/STAR**

## 156.123 Error Class/Error Id: ROUTE43

### Error Message(s)

ROUTE43: The <SID or STAR> <TP ID> IS NOT VALID BECAUSE THE RFL IS BELOW MIN LEVEL ON <LAST OR FIRST> SEGMENT OF <SID or STAR>.

### Possible values in Error Message

- SID/STAR: Standard Instrumental Departure, Standard Instrumental Arrival.
- TPD ID: Terminal Procedure full designator. Example: DKB6F.
- First segment if it is a STAR and last segment if it is a SID.

**Can be ignored: YES (This field refers to internal manual processing. In this situation, an error may be ignored by an IFPS staff for reasons such as an anomaly or the results of a procedure).**

**Systematic Rejection Catalogue: NO**

### Reason

The given terminal procedure does not comply with the RFL for that portion of the flight (Example: FPL has an RFL of 080 and the SID specified has for the last segment a minimum level of 090) and no valid terminal procedure exist to replace it.

### Requirements

Whenever specified in a message, a valid TP shall be filed.

### IFPS Procedures

The IFPS staff shall analyse the route to determine whether or not the error is correctly raised **and**

- **If** the error is incorrectly raised, then the IFPS staff shall ignore that error **or**
- **If** the error is correctly raised then the IFPS staff shall apply SCP1.

### RPL Procedures

NA

### Related Sections

**26. STANDARD CORRECTION PROCEDURE 1 (SCP1)**

**81. SID/STAR**

## 156.124 Error Class/Error Id: ROUTE44

### Error Message(s)

ROUTE44: THE <SID or STAR> <TP ID> IS NOT VALID BECAUSE IT IS CLOSED.

### Possible values in Error Message

- SID/STAR: Standard Instrumental Departure, Standard Instrumental Arrival.
- TPD ID: Terminal Procedure full designator. Example: DKB6F.

**Can be ignored: YES (This field refers to internal manual processing. In this situation, an error may be ignored by an IFPS staff for reasons such as an anomaly or the results of a procedure).**

**Systematic Rejection Catalogue: NO**

### Reason

The given terminal procedure does not comply with requirement because of a terminal procedure closure and no valid terminal procedures exist to replace it.

### Requirements

Whenever specified in a message, a valid TP shall be filed.

### IFPS Procedures

The IFPS staff shall analyse the route to determine whether or not the error is correctly raised **and**

- **If** the error is incorrectly raised, then the IFPS staff shall ignore that error **or**
- **If** the error is correctly raised then the IFPS staff shall apply SCP1.

### RPL Procedures

NA

### Related Sections

**26. STANDARD CORRECTION PROCEDURE 1 (SCP1)**

**81. SID/STAR**

## 156.125 Error Class/Error Id: ROUTE45

### Error Message(s)

ROUTE45: The <SID or STAR> <TP ID> is not valid because of the aircraft equipment. <Restriction ID>.

### Possible values in Error Message

- SID/STAR: Standard Instrumental Departure, Standard Instrumental Arrival.
- TPD ID: Terminal Procedure full designator. Example: DKB6F.
- Restriction ID: number of the restriction.

**Can be ignored: YES (This field refers to internal manual processing. In this situation, an error may be ignored by an IFPS staff for reasons such as an anomaly or the results of a procedure).**

**Systematic Rejection Catalogue: NO**

### Reason

The given terminal procedure does not comply with requirement because of an aircraft equipment restriction, and no valid terminal procedures exist to replace it.

### Requirements

Whenever specified in a message, a valid TP shall be filed.

### IFPS Procedures

The IFPS staff shall analyse the route to determine whether or not the error is correctly raised **and**

- **If** the error is incorrectly raised, then the IFPS staff shall ignore that error **or**
- **If** the error is correctly raised then the IFPS staff shall apply SCP1 (primarily to determine if the required equipment has been omitted and secondly to agree on a rerouting if the equipment has not been omitted).

### RPL Procedures

NA

### Related Sections

**26. STANDARD CORRECTION PROCEDURE 1 (SCP1)**

**76. ITEM 10: EQUIPMENT AND CAPABILITIES**

**81. SID/STAR**

**107. PBN (PERFORMANCE BASED NAVIGATION)**

**156.126 Error Class/Error Id: ROUTE46****Error Message(s)**

ROUTE46: THE <SID or STAR> <TP ID> IS NOT VALID BECAUSE OF THE AIRCRAFT TYPE. <Restriction ID>.

**Possible values in Error Message**

- SID/STAR: Standard Instrumental Departure, Standard Instrumental Arrival.
- TPD ID: Terminal Procedure full designator. Example: DKB6F.
- Restriction ID: number of the restriction.

**Can be ignored: YES (This field refers to internal manual processing. In this situation, an error may be ignored by an IFPS staff for reasons such as an anomaly or the results of a procedure).**

**Systematic Rejection Catalogue: NO**

**Reason**

The given terminal procedure does not comply with requirement because of an aircraft type restriction, and no valid terminal procedures exist to replace it.

**Requirements**

Whenever specified in a message, a valid TP shall be filed.

**IFPS Procedures**

The IFPS staff shall analyse the route to determine whether or not the error is correctly raised **and**

- **If** the error is incorrectly raised, then the IFPS staff shall ignore that error **or**
- **If** the error is correctly raised then the IFPS staff shall apply SCP1.

**RPL Procedures**

NA

**Related Sections**

**26. STANDARD CORRECTION PROCEDURE 1 (SCP1)**

**75. ITEM 9: NUMBER AND TYPE OF AIRCRAFT AND WAKE TURBULENCE CATEGORY**

**81. SID/STAR**

**92. AIRCRAFT TYPE (TYP)**



## 156.127 Error Class/Error Id: ROUTE47

### Error Message(s)

ROUTE47: THE <SID or STAR> <TP ID> IS NOT VALID BECAUSE OF THE FLIGHT TYPE. <Restriction ID>.

### Possible values in Error Message

- SID/STAR: Standard Instrumental Departure, Standard Instrumental Arrival.
- TPD ID: Terminal Procedure full designator. Example: DKB6F.
- Restriction ID: Reference of the restriction.

**Can be ignored: YES (This field refers to internal manual processing. In this situation, an error may be ignored by an IFPS staff for reasons such as an anomaly or the results of a procedure).**

**Systematic Rejection Catalogue: NO**

### Reason

The given terminal procedure does not comply with requirement because of a flight type restriction, and no valid terminal procedures exist to replace it.

### Requirements

Whenever specified in a message, a valid TP shall be filed.

### IFPS Procedures

The IFPS staff shall analyse the route to determine whether or not the error is correctly raised **and**

- **If** the error is incorrectly raised, then the IFPS staff shall ignore that error **or**
- **If** the error is correctly raised then the IFPS staff shall apply SCP1.

### RPL Procedures

NA

### Related Sections

**26. STANDARD CORRECTION PROCEDURE 1 (SCP1)**

**74. ITEM 8: FLIGHT RULES AND TYPE OF FLIGHT**

**81. SID/STAR**

## 156.128 Error Class/Error Id: ROUTE48

### Error Message(s)

ROUTE48: THE <SID or STAR> <TP ID> IS NOT VALID. <TP ID> IS SUGGESTED.

### Possible values in Error Message

- SID/STAR: Standard Instrumental Departure, Standard Instrumental Arrival.
- TPD ID: Terminal Procedure full designator. Example: DKB6F.

**Can be ignored: YES (This field refers to internal manual processing. In this situation, an error may be ignored by an IFPS staff for reasons such as an anomaly or the results of a procedure).**

Ignoring the error results in IFPS using the TP that is suggested.

### Systematic Rejection Catalogue:

NO

### Reason

The flight does not comply with the parameters of the terminal procedure indicated in the message. One terminal procedure is suggested by the system.

### Requirements

Whenever specified in a message, a valid TP shall be filed.

### IFPS Procedures

The IFPS staff shall analyse the route to determine why the filed TP is not valid.

- **If** the TP is not valid because of aircraft equipment, it may have been omitted. In this case the IFPS staff shall contact the message originator **and/or**
- **If** no contact with the message originator can be achieved or the error is not due to aircraft equipment then the IFPS staff shall replace the SID or STAR by the one suggested by the system providing that the suggested TP has the same designator and only a different sequence number or
- **If** the suggested TP has a different designator then the IFPS staff shall apply SCP1.

### RPL Procedures

NA

### Related Sections

**26. STANDARD CORRECTION PROCEDURE (SCP1)**

**81. SID/STAR**

**156.129 Error Class/Error Id: ROUTE49****Error Message(s)**

ROUTE49: THE POINT <Point Name> IS UNKNOWN IN THE CONTECT OF THE ROUTE

**Possible values in Error Message**

Point Name: Name of the point being a navaid or a waypoint.

**Can be ignored: NO (This field refers to internal manual processing. In this situation, an error may be ignored by an IFPS staff for reasons such as an anomaly or the results of a procedure).**

**Systematic Rejection Catalogue: NO**

**Reason**

A point is present in the given route that is regarded as being illogical.

**Requirements**

NA

**IFPS Procedures**

The IFPS staff shall analyse the route together with the point given in the error message and also considering the homonyms. The IFPS staff shall then replace the point by either the correct point or the geo coordinates of the given point.

**RPL Procedures**

NA

**Related Sections**

**78. ITEM 15: ROUTE**

**82. POINTS**

## 156.130 Error Class/Error Id: ROUTE52

### Error Message(s)

ROUTE52: THE DCT SEGMENT <Point A>..<Point B> IS FORBIDDEN. RESTRICTION: <Restriction ID>

### Free Route Airspace error message:

ROUTE52: THE DCT SEGMENT <Point A>..<Point B> [NOT AN ALLOWED FRA <Condition> POINT AT CALCULATED LEVEL] IS FORBIDDEN. RESTRICTION: <Restriction ID>

### Possible values in Error Message

- Point A and B: specifies the DCT segment from the route which is forbidden. For FRA errors: specifies the point of the segment which is not compliant with the FRA conditions.
- Restriction ID: Reference of the restriction.
- Condition: can be ENTRY, EXIT or INTERMEDIATE.
- The brackets [ ] stating 'NOT AN ALLOWED....' are either just after Point A when it refers to that point or just after Point B when it refers to the latest.

**Can be ignored: YES (This field refers to internal manual processing. In this situation, an error may be ignored by an IFPS staff for reasons such as an anomaly or the results of a procedure).**

**Systematic Rejection Catalogue: NO**

### Reason

The specified DCT routeing is not allowed.

For FRA: the point used is not compliant with the FRA conditions. A point shall be used with its correct role (entry, exit, both entry/exit, intermediate, and within the correct level band).

### Requirements

The specified direct route in the submitted flight plan is defined as being not allowed. An alternative routeing is required.

For FRA: routings in FRA shall be compliant with all the FRA conditions.

### IFPS Procedures

The IFPS staff shall analyse the route to determine whether or not the error is correctly raised **and**

- **If** the error is incorrectly raised, then the IFPS staff shall ignore that error **or**
- **If** the error is correctly raised then the IFPS staff shall apply SCP1.

### RPL Procedures

NA

### Related Sections

**26. STANDARD CORRECTION PROCEDURE 1 (SCP1)**

**83. AIRWAYS**

**156.131 Error Class/Error Id: ROUTE125****Error Message(s)**

**ROUTE125: FLIGHT RULES Z WITH NO IFR PART.**

**Possible values in Error Message**

NA

**Can be ignored: NO (This field refers to internal manual processing. In this situation, an error may be ignored by an IFPS staff for reasons such as an anomaly or the results of a procedure).**

**Systematic Rejection Catalogue: NO**

**Reason**

The flight rule is indicated as Z (VFR followed by IFR) and there is no IFR indication in the route.

**Requirements**

The route filed should be consistent with the flight rules, being I, V, Y or Z.

**IFPS Procedures**

The IFPS staff shall try to identify whether the flight rule is incorrect or the route field and correct accordingly. In case of any doubt, the IFPS staff shall apply SCP1.

**RPL Procedures**

NA

**Related Sections**

**26. STANDARD CORRECTION PROCEDURE 1 (SCP1)**

**42. VISUAL FLIGHT RULES (VFR)**

**74. ITEM 8: FLIGHT RULES AND TYPE OF FLIGHT**

**156.132 Error Class/Error Id: ROUTE126****Error Message(s)**

ROUTE126: FLIGHT RULES Y WITH NO VFR PART.

**Possible values in Error Message**

NA

**Can be ignored:** NO (This field refers to internal manual processing. In this situation, an error may be ignored by an IFPS staff for reasons such as an anomaly or the results of a procedure).

**Systematic Rejection Catalogue:** NO

**Reason**

The flight rule is indicated as Y (IFR followed by VFR), and there is no VFR indication in the route.

**Requirements**

The route filed should be consistent with the flight rules, being I, V, Y or Z.

**IFPS Procedures**

The IFPS staff shall try to identify whether the flight rule is incorrect or the route field and correct accordingly. In case of any doubt, the IFPS staff shall apply SCP1.

**RPL Procedures**

NA

**Related Sections**

**26. STANDARD CORRECTION PROCEDURE 1 (SCP1)**

**42. VISUAL FLIGHT RULES (VFR)**

**74. ITEM 8: FLIGHT RULES AND TYPE OF FLIGHT**

**156.133 Error Class/Error Id: ROUTE127****Error Message(s)**

ROUTE127: FLIGHT RULES V WITH IFR PART.

**Possible values in Error Message**

NA

**Can be ignored:** NO (This field refers to internal manual processing. In this situation, an error may be ignored by an IFPS staff for reasons such as an anomaly or the results of a procedure).

**Systematic Rejection Catalogue:** NO

**Reason**

The flight rule is indicated as V (VFR), and there is an IFR indication in the route.

**Requirements**

The route filed should be consistent with the flight rules, being I, V, Y or Z.

**IFPS Procedures**

The IFPS staff shall try to identify whether the flight rule is incorrect or the route field and correct accordingly. In case of any doubt, the IFPS staff shall apply SCP1.

**RPL Procedures**

NA

**Related Sections**

**26. STANDARD CORRECTION PROCEDURE 1 (SCP1)**

**42. VISUAL FLIGHT RULES (VFR)**

**74. ITEM 8: FLIGHT RULES AND TYPE OF FLIGHT**

**156.134 Error Class/Error Id: ROUTE129****Error Message(s)**

ROUTE129: INSUFFICIENT DATA TO RESOLVE HOMONYM AT <Point Name>

**Possible values in Error Message**

- Point Name: name of the point for which there is an homonym.

**Can be ignored: NO (This field refers to internal manual processing. In this situation, an error may be ignored by an IFPS staff for reasons such as an anomaly or the results of a procedure).**

**Systematic Rejection Catalogue: NO**

**Reason**

The specified point exists in more than one location and IFPS is unable to determine which of those points is the intended one, given the information in the message.

**Requirements**

Once the correct point has been identified, the IFPS staff shall replace the point by its geographical coordinates.

**IFPS Procedures**

Once the correct point has been identified, the IFPS staff shall replace the point by its geographical coordinates.

**RPL Procedures**

NA

**Related Sections**

**82. POINTS**



**156.135 Error Class/Error Id: ROUTE130****Error Message(s)**

ROUTE130: UNKNOWN DESIGNATOR <Designator ID>

**Possible values in Error Message**

- Designator ID: name of the designator which is unknown.

**Can be ignored: NO (This field refers to internal manual processing. In this situation, an error may be ignored by an IFPS staff for reasons such as an anomaly or the results of a procedure).**

**Systematic Rejection Catalogue: NO**

**Reason**

The mentioned designator does not exist in the NM CACD or it may be a military designator and the OAT indication had been omitted in the message submission.

**Requirements**

Designators in the route field of flight plan messages shall be correct, published designators.

**IFPS Procedures**

Some French military flight plans may contain non-ICAO standard routing elements such as RHODIA OV. These elements will raise errors, but must not be removed, as they are a requirement of the French military flight plan processing system. In that case the IFPS staff shall use IFPSTOP/IFPSTART around these items **or**

The IFPS shall apply SCP1 unless the correct intended designator has been identified without any doubt. Example: ABIKI for AKIBI.

**RPL Procedures**

NA

**Related Sections**

**26. STANDARD CORRECTION PROCEDURE 1 (SCP1)**

**36. OAT/GAT**

**37. MILITARY POINTS AND ROUTES**

**81. SID/STAR**

**82. POINTS**

**83. AIRWAYS**

**156.136 Error Class/Error Id: ROUTE131****Error Message(s)**

ROUTE131: TRUNCATED ROUTE

**Possible values in Error Message**

NA

**Can be ignored:** NO (This field refers to internal manual processing. In this situation, an error may be ignored by an IFPS staff for reasons such as an anomaly or the results of a procedure).

**Systematic Rejection Catalogue:** NO

**Reason**

The route as filed has been truncated and is therefore incomplete.

**Requirements**

The message should be submitted with the complete route.

**IFPS Procedures**

The IFPS staff shall apply SCP1.

**RPL Procedures**

NA

**Related Sections**

**26. STANDARD CORRECTION PROCEDURE 1 (SCP1)**

**36. OAT/GAT**

**37. MILITARY POINTS AND ROUTES**

**81. SID/STAR**

**82. POINTS**

**83. AIRWAYS**

**156.137 Error Class/Error Id: ROUTE132****Error Message(s)**

ROUTE132: THE <SID or STAR> IS NOT VALID. <SID or STAR> IS SUGGESTED. OTHER POSSIBLE TPS VIA <List Of Connecting Points> ARE <List of TPs>

**Possible values in Error Message**

- SID or STAR: SID or STAR followed by the full designator of the SID or STAR that is not valid and that is suggested.
- List of Connecting Points: connecting points of the other TPs suggested by the IFPS.
- List of TPs (Terminal Procedures): full designator of the TP suggested by the IFPS.

**Can be ignored: YES (This field refers to internal manual processing. In this situation, an error may be ignored by an IFPS staff for reasons such as an anomaly or the results of a procedure).**

Ignoring the error results in IFPS using the SID/STAR that is suggested.

**Systematic Rejection Catalogue: NO**

**Reason**

There are several terminal procedures available at this aerodrome and the flight does not comply with the parameters of the terminal procedure indicated in the message. The first compliant terminal procedure is assumed by the system. Other possibilities are presented to the IFPS staff.

**Requirements**

A valid TP shall be used.

**IFPS Procedures**

Whenever the suggested SID STAR ends or starts at the same point as the one originally filed (only the sequence number is different, DKB6E for DKB7F for example) then the IFPS staff shall insert manually the suggested SID/STAR.

In all other case the IFPS staff shall apply SCP1.

**RPL Procedures**

NA

**Related Sections**

**26. STANDARD CORRECTION PROCEDURE 1 (SCP1)**

**81. SID/STAR**

**156.138 Error Class/Error Id: ROUTE133****Error Message(s)**

ROUTE133: THE STAY PORTION AT POINT <Point Name> IS NOT PERMITTED FOR A FLIGHT GOING OUT OF THE IFPZ

**Possible values in Error Message**

- Point Name: name of the point where the STAY portion is specified.

**Can be ignored: NO (This field refers to internal manual processing. In this situation, an error may be ignored by an IFPS staff for reasons such as an anomaly or the results of a procedure).**

**Systematic Rejection Catalogue: NO**

**Reason**

A STAY indicator has been used for a flight that intends to operate outside the IFPZ as well as inside.

**Requirements**

The STAY indicator is only permitted for use with those flights that remain entirely within the IFPZ.

**IFPS Procedures**

The IFPS staff shall apply SCP1, as all STAY indicators must be removed from the route or the entire route must remain within the boundaries of the IFPZ.

**RPL Procedures**

NA

**Related Sections**

**26. STANDARD CORRECTION PROCEDURE 1 (SCP1)**

**49. EN-ROUTE STAY INDICATOR**

## 156.139 Error Class/Error Id: ROUTE134

### Error Message(s)

ROUTE134: THE STAR LIMIT IS EXCEEDED FOR AERODROME <Aerodrome Name> CONNECTING TO <Point Name>

### Possible values in Error Message

- Aerodrome Name: ICAO Location indicator of the aerodrome of destination.
- Point Name: name of the last point on the route.

**Can be ignored: YES (This field refers to internal manual processing. In this situation, an error may be ignored by an IFPS staff for reasons such as an anomaly or the results of a procedure).**

**Systematic Rejection Catalogue: NO**

### Reason

No existing/valid arrival procedure or exists between the aerodrome and the specified last point of the route, and/or the direct distance exceeds the maximum allowed for arrivals at that aerodrome and the last point of the route is not defined as a connecting point for that aerodrome.

### Requirements

Where an arrival procedure exists and is valid, a connecting point from a valid TP should be used to link the aerodrome with the route field. Where no arrival procedure exists or are valid nor connecting points exist, the distance from the arrival aerodrome to the last point of the route must be within the limits for that aerodrome.

### IFPS Procedures

#### Italian STAR limit error:

The IFPS staff shall contact the message originator to coordinate a change of flight rules to 'Y' in order to arrive under VFR conditions. If no coordination can be achieved, then the IFPS staff shall reject the message.

#### POGO Flights in the Paris TMA:

Non-standard routeings detailed in the French AIP: Positioning flights within the Paris TMA may use standard routes between the departure and destination aerodromes. Where such are used, the route is given in Item 15 as DCT, with an indication POGO in the Item 18 sub-field RMK.

**Note** LFOB is located outside the Paris TMA, but flights from LFOB to LFPN/LFPV (and vice-versa) are allowed to use POGO routeings.

Where DCT error(s) (en-route and/or SID/STAR) is/are raised for a flight entirely within the Paris TMA or from LFOB to LFPN/LFPV (and vice-versa), and the POGO indicator is found in Item 18, the IFPS staff shall ignore any DCT limit errors.

#### Else:

The IFPS shall check that the filed destination aerodrome is correct based on the route and that there is no semantic error in the filed aerodrome; Example: LFBB submitted instead of LFPB.

In case of any doubt and in all other cases, then the IFPS staff shall apply SCP1.

### RPL Procedures

Where an aerodrome has been identified as a VFR aerodrome, it may not be used in RPLs.

### Related Sections

**26. STANDARD CORRECTION PROCEDURE 1 (SCP1)**

**81. SID/STAR**

## 156.140 Error Class/Error Id: ROUTE135

### Error Message(s)

ROUTE135: THE SID LIMIT IS EXCEEDED FOR AERODROME <Aerodrome Name> CONNECTING TO <Point Name>

### Possible values in Error Message

- Aerodrome Name: ICAO Location indicator of the aerodrome of departure.
- Point Name: name of the first point on the route.

**Can be ignored: YES (This field refers to internal manual processing. In this situation, an error may be ignored by an IFPS staff for reasons such as an anomaly or the results of a procedure).**

**Systematic Rejection Catalogue: NO**

### Reason

No existing/valid departure procedure or exists between the aerodrome and the specified first point of the route, and/or the direct distance exceeds the maximum allowed for departures at that aerodrome and the first point of the route is not defined as a connecting point for that aerodrome.

### Requirements

Where a departure procedure exists and is valid, a connecting point from a valid TP should be used to link the aerodrome with the route field. Where no departure procedure exists or are valid nor connecting points exist, the distance from the departure aerodrome to the first point of the route must be within the limits for that aerodrome.

### IFPS Procedures

#### Italian STAR limit error:

The IFPS staff shall contact the message originator to coordinate a change of flight rules to 'Y' in order to arrive under VFR conditions. If no coordination can be achieved, then the IFPS staff shall reject the message.

#### POGO Flights in the Paris TMA:

Non-standard routeings detailed in the French AIP: Positioning flights within the Paris TMA may use standard routes between the departure and destination aerodromes. Where such are used, the route is given in Item 15 as DCT, with an indication POGO in the Item 18 sub-field RMK.

**Note** LFOB is located outside the Paris TMA, but flights from LFOB to LFPN/LFPV (and vice-versa) are allowed to use POGO routeings.

Where DCT error(s) (en-route and/or SID/STAR) is/are raised for a flight entirely within the Paris TMA or from LFOB to LFPN/LFPV (and vice-versa), and the POGO indicator is found in Item 18, the IFPS staff shall ignore any DCT limit errors.

#### Else:

The IFPS shall check that the filed departure aerodrome is correct based on the route and that there is no semantic error in the filed aerodrome; Example: LFBP submitted instead of LFPB.

In case of any doubt and in all other cases, then the IFPS staff shall apply SCP1.

### RPL Procedures

Where an aerodrome has been identified as a VFR aerodrome, it may not be used in RPLs.

### Related Sections

#### 26. STANDARD CORRECTION PROCEDURE 1 (SCP1)

#### 81. SID/STAR

**156.141 Error Class/Error Id: ROUTE137****Error Message(s)**

ROUTE137: ALTN CONTAINS FREE TEXT OR MORE THAN TWO ALTERNATE AERODROMES

**Possible values in Error Message**

- Aerodrome Name: ICAO Location indicator of the aerodrome of departure.
- Point Name: name of the first point on the route.

**Can be ignored: YES (This field refers to internal manual processing. In this situation, an error may be ignored by an IFPS staff for reasons such as an anomaly or the results of a procedure).**

**Systematic Rejection Catalogue: NO**

**Reason**

This error is related to RPL submissions. The alternate aerodrome indicated on line 4 sub-field ALTN is incorrect or has no known ICAO location indicator, or more than 2 alternate aerodromes have been indicated.

**Requirements**

The RPL system shall check the line 4 subfield ALTN. When the alternate aerodrome indicated is incorrect or has no known ICAO location indicator, or more than 2 alternate aerodromes have been indicated, the error is presented. This error may be manually ignored.

**IFPS Procedures**

NA

**RPL Procedures**

This error may manually be ignored.

**Related Sections****5. RPL SUBMISSION****6. IFPS RPL FORMAT****84. ITEM 16: A) DESTINATION AERODROME B) TOTAL ESTIMATED ELAPSED TIME C) ALTERNATE AERODROME(s)****99. ALTERNATE DESTINATION AERODROME (ALTN)**

## 156.142 Error Class/Error Id: ROUTE138

### Error Message(s)

ROUTE138: CANNOT HAVE A ROUTE BETWEEN THE SAME POINT; ROUTE: <Airway Name>, POINT: <Point Name>

### Possible values in Error Message

- Airway Name: name of the airway present in between the two identical points.
- Point Name: name of the point repeated twice apart of a route name.

**Can be ignored: NO (This field refers to internal manual processing. In this situation, an error may be ignored by an IFPS staff for reasons such as an anomaly or the results of a procedure).**

**Systematic Rejection Catalogue: NO**

### Reason

An airway has been filed in between the same point.

### Requirements

The filed route must ensure that the point - airway - point sequence is correct and progressive.

### IFPS Procedures

If the route can be corrected without change of trajectory or doubt, then the IFPS staff shall amend the route to have a correct sequence of airway - point - airway.

In all other cases, the IFPS staff shall apply SCP1.

### RPL Procedures

NA

### Related Sections

**26. STANDARD CORRECTION PROCEDURE 1 (SCP1)**

**82. POINTS**

**83. AIRWAYS**



**156.143 Error Class/Error Id: ROUTE139****Error Message(s)**

ROUTE139: <Airway Name> IS PRECEDED BY <Point Name> WHICH IS NOT ONE OF ITS POINTS

**Possible values in Error Message**

- Airway Name: airway designator as stated in the route field.
- Point Name: point designator as stated in the field.

**Can be ignored: NO (This field refers to internal manual processing. In this situation, an error may be ignored by an IFPS staff for reasons such as an anomaly or the results of a procedure).**

**Systematic Rejection Catalogue: NO**

**Reason**

The indicated point is not published as a part of the given airway.

**Requirements**

Any point filed as part of an airway must be recognised as being associated with that airway.

**IFPS Procedures**

If this error is raised due to an NM CACD deficiency, the IFPS staff shall raise a report and connect the point with the following point on the route via a DCT or use IFPSTOP/IFPSTART around the problem, while checking any necessary manual addressing that may result.

In all other cases, the IFPS staff shall apply SCP1.

**RPL Procedures**

If the error is raised due to an NM CACD deficiency, the RPL team shall raise a CCMS report and connect the point with the following point on the route via a DCT.

**Related Sections**

**26. STANDARD CORRECTION PROCEDURE 1 (SCP1)**

**82. POINTS**

**83. AIRWAYS**

## 156.144 Error Class/Error Id: ROUTE140

### Error Message(s)

ROUTE140: <Airway Name> IS FOLLOWED BY <Point Name> WHICH IS NOT ONE OF ITS POINTS

### Possible values in Error Message

- Airway Name: airway designator as stated in the route field.
- Point Name: point designator as stated in the field.

**Can be ignored: NO (This field refers to internal manual processing. In this situation, an error may be ignored by an IFPS staff for reasons such as an anomaly or the results of a procedure).**

**Systematic Rejection Catalogue: NO**

### Reason

The indicated point is not published as a part of the given airway.

### Requirements

Any point filed as part of an airway must be recognised as being associated with that airway.

### IFPS Procedures

If this error is raised due to an NM CACD deficiency, the IFPS staff shall raise a report and connect the point with the following point on the route via a DCT or use IFPSTOP/IFPSTART around the problem, while checking any necessary manual addressing that may result.

In all other cases, the IFPS staff shall apply SCP1.

### RPL Procedures

NA

### Related Sections

**26. STANDARD CORRECTION PROCEDURE 1 (SCP1)**

**82. POINTS**

**83. AIRWAYS**

**156.145 Error Class/Error Id: ROUTE141****Error Message(s)**

ROUTE141: THE POINT <Point Name> IS NOT ON THE ROUTE <Airway Name>

**Possible values in Error Message**

- Airway Name: airway designator as stated in the route field.
- Point Name: point designator as stated in the field.

**Can be ignored: NO (This field refers to internal manual processing. In this situation, an error may be ignored by an IFPS staff for reasons such as an anomaly or the results of a procedure).**

**Systematic Rejection Catalogue: NO**

**Reason**

The indicated point is not part of the given route.

**Requirements**

Any point filed as part of a route must be recognised as being attached to that route.

**IFPS Procedures**

If this error is raised due to an NM CACD deficiency, the IFPS staff shall raise a report and connect the point with the following point on the route via a DCT or use IFPSTOP/IFPSTART around the problem, while checking any necessary manual addressing that may result.

In all other cases, the IFPS staff shall apply SCP1.

**RPL Procedures**

NA

**Related Sections**

**26. STANDARD CORRECTION PROCEDURE 1 (SCP1)**

**43. NORTH ATLANTIC (NAT) TRAFFIC**

**82. POINTS**

**156.146 Error Class/Error Id: ROUTE142****Error Message(s)**

ROUTE142: POINT AMBIGUOUS <Geographical Coordinates>, POSSIBLE CHOICES ARE <Point Names>

**Possible values in Error Message**

- Geographical Coordinates: expressed in LAT/LONG.
- Point Names: names of points matching the geographical coordinate.

**Can be ignored: NO (This field refers to internal manual processing. In this situation, an error may be ignored by an IFPS staff for reasons such as an anomaly or the results of a procedure).**

**Systematic Rejection Catalogue: NO**

**Reason**

The route contains a point expressed with geographical coordinates which matches with several co-located points and IFPS is unable to identify which point that shall be used for the profile calculation.

**Requirements**

Points shall be identifiable for IFPS profile calculation.

**IFPS Procedures**

NA

**RPL Procedures**

NA

**Related Sections**

**82. POINTS**

## 156.147 Error Class/Error Id: ROUTE143

### Error Message(s)

ROUTE143: A POINT DESIGNATOR IS EXPECTED BEFORE <Airway Name>

### Possible values in Error Message

- Airway Name: airway designator as stated in the route field.

**Can be ignored: NO (This field refers to internal manual processing. In this situation, an error may be ignored by an IFPS staff for reasons such as an anomaly or the results of a procedure).**

**Systematic Rejection Catalogue: NO**

### Reason

This error is related to AFIL messages only. The first item mentioned in the route is an airway or DCT or an unknown designator, instead of a known navigation beacon indicator.

### Requirements

The route must not start with an unknown navigation beacon, an airway, a DCT or any designator other than a known ICAO designator for a navigation beacon, a navigation beacon with bearing/range, or a set of geographical coordinates.

### IFPS Procedures

The IFPS staff shall attempt to contact the message originator to agree a correction. If contact is not possible:

- Where DCT is the first point in the route, the IFPS staff shall delete the DCT **or**
- Where the first point in the route is an unknown designator, the IFPS staff shall insert IFPSTART after the first recognised point in the route, then plot the route and check for any necessary manual addressing **or**
- Where the first point in the route is an airway, the IFPS staff shall insert the first point on that airway in the airspace of the originating ATC Unit.

### RPL Procedures

NA

### Related Sections

#### 132. AIR-FILED FLIGHT PLANS (AFIL)

## 156.148 Error Class/Error Id: ROUTE144

### Error Message(s)

ROUTE144: NO ROUTE BETWEEN <Point A> and <Point B>

### Possible values in Error Message

- Point A and Point B: name of the points as stated in the route field.

**Can be ignored: NO (This field refers to internal manual processing. In this situation, an error may be ignored by an IFPS staff for reasons such as an anomaly or the results of a procedure).**

**Systematic Rejection Catalogue: NO**

### Reason

The IFPS system cannot identify a route segment between the two points.

### Requirements

In between two points an airway or 'DCT' shall be indicated.

### IFPS Procedures

Where an available airway can be positively identified to connect the two points without changing the trajectory, then the IFPS staff shall correct the message by inserting the airway.

In all other cases the IFPS staff shall apply SCP1.

Where the message has to be forced into the IFPS system as a result of SCP1, the IFPS staff shall:

- Insert DCT and ignore DCT limit errors (as well as inserting the IFP indicator ERROUTE), should those arise **or**
- Insert a logical route between the two points.

### RPL Procedures

NA

### Related Sections

**26. STANDARD CORRECTION PROCEDURE 1 (SCP1)**

**83. AIRWAYS**

**156.149 Error Class/Error Id: ROUTE145****Error Message(s)**

ROUTE145: A POINT IS EXPECTED AFTER A STAY INDICATOR

**Possible values in Error Message**

NA

**Can be ignored:** NO (This field refers to internal manual processing. In this situation, an error may be ignored by an IFPS staff for reasons such as an anomaly or the results of a procedure).

**Systematic Rejection Catalogue:** NO

**Reason**

A STAY indicator has been filed without the required point after the indicator.

**Requirements**

The STAY indicator shall be preceded by the point at which the STAY starts, and shall be followed by the point at which the flight resumes the flight planned route.

**IFPS Procedures**

The IFPS staff shall apply SCP1.

**RPL Procedures**

NA

**Related Sections**

**26. STANDARD CORRECTION PROCEDURE 1 (SCP1)**

**49. EN-ROUTE STAY INDICATOR**

## 156.150 Error Class/Error Id: ROUTE146

### Error Message(s)

ROUTE146: JUNCTIONS EXIST BETWEEN <Airway 1> and <Airway 2> BUT CANNOT BE USED.  
Junctions are <List of Points>

### Possible values in Error Message

- Airway 1 and Airway 2: name of the airway as stated in the route field.
- List of Points: names of nav aids and waypoints which are common to the both airways and which can be used as intersection point.

**Can be ignored: NO (This field refers to internal manual processing. In this situation, an error may be ignored by an IFPS staff for reasons such as an anomaly or the results of a procedure).**

**Systematic Rejection Catalogue: NO**

### Reason

In the route field of the message, there are two consecutive airways without a point specified in between them and the system needs a usable point at the intersection of the two airways.

### Requirements

In between two airways, a valid intersection point shall be specified.

### IFPS Procedures

The IFPS staff shall use the first proposed point and plot the route on the CHMI map. If the route is illogical or in case of any doubt (where it is thought that a change of trajectory would be induced by manual correction) then the IFPS staff shall apply SCP1.

### RPL Procedures

NA

### Related Sections

**26. STANDARD CORRECTION PROCEDURE 1 (SCP1)**

**82. POINTS**

**83. AIRWAYS**



**156.151 Error Class/Error Id: ROUTE147****Error Message(s)**

ROUTE147: THE NAT TRACK <NAT Track ID> IS NOT ACTIVE.

**Possible values in Error Message**

- NAT Track ID: identifier of the concerned NAT track. Example: NAT V.

**Can be ignored: NO (This field refers to internal manual processing. In this situation, an error may be ignored by an IFPS staff for reasons such as an anomaly or the results of a procedure).**

**Systematic Rejection Catalogue: NO**

**Reason**

The North Atlantic track indicated is not valid in the IFPS system at the time the flight is intending to use it.

**Requirements**

The North Atlantic tracks for that period must be valid in the IFPS. The NAT eastbound tracks are valid from 0100 until 0800. The NAT westbound tracks are valid from 1130 until 1900. All times UTC.

**IFPS Procedures**

The IFPS staff shall apply SCP1. Where the message has to be forced into the IFPS system as a result of SCP1, the IFPS staff shall insert DCT and ignore DCT limit errors, should those arise.

**RPL Procedures**

NA

**Related Sections**

**26. STANDARD CORRECTION PROCEDURE 1 (SCP1)**

**43. NORTH ATLANTIC (NAT) TRAFFIC**

**156.152 Error Class/Error Id: ROUTE148****Error Message(s)**

ROUTE148: NO JUNCTION BETWEEN <Airway 1> AND <Airway 2>

**Possible values in Error Message**

- Airway 1 and Airway 2: name of the airway as stated in the route field.

**Can be ignored: NO (This field refers to internal manual processing. In this situation, an error may be ignored by an IFPS staff for reasons such as an anomaly or the results of a procedure).**

**Systematic Rejection Catalogue: NO**

**Reason**

No known junction exists between the indicated airways.

**Requirements**

In the route field, in between two airways should be a valid navaid or waypoint which belong to the two airways.

**IFPS Procedures**

Where a correct junction point can be positively identified to connect the two routes without changing the trajectory, the IFPS staff shall correct.

In all other cases, the IFPS staff shall apply SCP1.

**RPL Procedures**

NA

**Related Sections**

**26. STANDARD CORRECTION PROCEDURE 1 (SCP1)**

**82. POINTS**

**83. AIRWAYS**

**156.153 Error Class/Error Id: ROUTE149****Error Message(s)**

ROUTE149: MISSING DESIGNATOR

**Possible values in Error Message**

NA

**Can be ignored:** NO (This field refers to internal manual processing. In this situation, an error may be ignored by an IFPS staff for reasons such as an anomaly or the results of a procedure).

**Systematic Rejection Catalogue:** NO

**Reason**

There is a missing point in an EET or DLE field.

**Requirements**

All required and complete fields shall be present in submitted messages.

**IFPS Procedures**

The IFPS staff shall apply SCP1.

**RPL Procedures**

NA

**Related Sections**

**26. STANDARD CORRECTION PROCEDURE 1 (SCP1)**

**86. ESTIMATED ELAPSED TIME (EET)**

**110. EN-ROUTE DELAY OR HOLDING (DLE)**

## 156.154 Error Class/Error Id: ROUTE150

### Error Message(s)

ROUTE150: MISSING CRUISING FLIGHT LEVEL

### Possible values in Error Message

NA

**Can be ignored:** NO (This field refers to internal manual processing. In this situation, an error may be ignored by an IFPS staff for reasons such as an anomaly or the results of a procedure).

**Systematic Rejection Catalogue:** NO

### Reason

FPL and CHG messages: No flight level has been filed in the route or that filed flight level is unrecognisable.  
RPL: No flight level has been filed in the route or that filed flight level is unrecognisable or a VFR indicator has been included in the route.

### Requirements

FPL and CHG messages: The cruising flight level must be indicated in the route.  
RPL: The cruising flight level must be indicated in the route and the cruising flight level shall not contain VFR.

### IFPS Procedures

The IFPS staff shall apply SCP1.

### RPL Procedures

Any RPL containing an indication of VFR shall be rejected by the RPL team **or**

The RPL team shall insert a logical RFL value, if such can be identified in another RPL from the same aircraft operator, and the aircraft operator informed of that change **and**

If such cannot be identified, the aircraft operator shall be contacted in order to coordinate a correction.

### Related Sections

**26. STANDARD CORRECTION PROCEDURE 1 (SCP1)**

**42. VISUAL FLIGHT RULES**

**79. INITIAL SPEED AND LEVEL**

**156.155 Error Class/Error Id: ROUTE151****Error Message(s)**

ROUTE151: THE POINT (Point Name) CANNOT BE USED TO LEAVE OR JOIN THE TP (TP ID)

**Possible values in Error Message**

- Point Name: name of the point as stated in the route field used to leave a SID or join a STAR.
- TP ID: full designator of the TP for which it is not allowed to leave or join at the point specified.

**Can be ignored: NO (This field refers to internal manual processing. In this situation, an error may be ignored by an IFPS staff for reasons such as an anomaly or the results of a procedure).**

**Systematic Rejection Catalogue: NO**

**Reason**

The filed route is leaving or joining a SID or a STAR at an intermediate point which is not allowed.

**Requirements**

It shall not be possible to leave or to join a SID at a point which is not defined at a connecting point.

**IFPS Procedures**

The IFPS staff shall apply SCP1.

**RPL Procedures**

NA

**Related Sections**

**26. STANDARD CORRECTION PROCEDURE 1 (SCP1)**

**81. SID/STAR**

**156.156 Error Class/Error Id: ROUTE152****Error Message(s)****ROUTE152: FLIGHT NOT APPLICABLE TO IFPS****Possible values in Error Message**

NA

**Can be ignored:** NO (This field refers to internal manual processing. In this situation, an error may be ignored by an IFPS staff for reasons such as an anomaly or the results of a procedure).

**Systematic Rejection Catalogue:** YES**Reason**

The submitted message gives no indication of an IFR or GAT portion of that flight within the IFPZ.

**Requirements**

Those flights planning to operate within the IFPZ must have at least an identifiable IFR/GAT portion within the IFPZ.

**IFPS Procedures**

This error is part of the Systematic Rejection Catalogue. Normally, messages raising that error shall be automatically rejected. However, there are specific exemptions: for more details refer to CHMI>TEM>IFPS Error Highlighting + Systematic Rejection Catalogue. If a message is presented for manual processing with that error, it means that the message matches the criteria set for an exemption. Therefore the following procedure shall be applied by IFPS staff:

- Where the error is raised as a result of Y flight rules with no IFR indicator in the route, the IFPS staff shall apply SCP1 **or**
- Where the error is raised as a result of no GAT indicator in the route, the IFPS staff shall reject the message **or**
- Where, after plotting the route, it is clear that the flight does not enter the IFPZ at any time; the IFPS staff shall reject the message.

**Note** For those flights indicating mixed flight rules, or mixed OAT/GAT conditions, the IFPS staff should first check for any other information in the message that may assist in identifying IFR or GAT points in the route.

**RPL Procedures**

NA

**Related Sections****23. IMPROVEMENT IN QUALITY OF SUBMITTED MESSAGES****26. STANDARD CORRECTION PROCEDURE 1 (SCP1)****34. PROFILE CALCULATION/ROUTE ANALYSIS****36. GAT/OAT****42. VISUAL FLIGHT RULES (VFR)****74. ITEM 8 FLIGHT RULES AND TYPE OF FLIGHT**

**156.157 Error Class/Error Id: ROUTE155****Error Message(s)**

ROUTE155: MULTIPLE JUNCTIONS BETWEEN <Airway 1> AND <Airway 2>. (Point Name) IS SUGGESTED.

**Possible values in Error Message**

- Airway 1 and Airway 2: name of the airways as stated in the route field in between which there are multiple junctions.
- Point Name: name of the point suggested by the system for the junction in between the airways.

**Can be ignored: NO (This field refers to internal manual processing. In this situation, an error may be ignored by an IFPS staff for reasons such as an anomaly or the results of a procedure).**

**Systematic Rejection Catalogue: NO**

**Reason**

More than one possible junction point exists between the indicated airways.

**Requirements**

A specific point must be given at the junction between two airways.

**IFPS Procedures**

Where a correct junction point can be positively identified to connect the two routes without changing the trajectory, the IFPS staff shall correct.

In all other cases the IFPS staff shall apply SCP1.

**RPL Procedures**

Where an RPL containing errors in the navigation aid names is presented to the RPL team for manual treatment, the RPL team shall make the necessary corrections where it may be positively and unambiguously identified, and the aircraft operator shall be informed of such corrections. In the RPL system the plot route shall be used to determine the correction which may require the removal of a homonym outside the IFPZ from the original route. The correction in RPL shall not include IFPSTOP or IFPSTART.

In all other cases the correction shall be co-ordinated with the aircraft operator by the RPL team.

**Related Sections**

**26. STANDARD CORRECTION PROCEDURE 1 (SCP1)**

**82. POINTS**

**83. AIRWAYS**

**156.158 Error Class/Error Id: ROUTE157****Error Message(s)**

ROUTE157: FLIGHT RULES I WITH VFR PART.

**Possible values in Error Message**

NA

**Can be ignored:** NO (This field refers to internal manual processing. In this situation, an error may be ignored by an IFPS staff for reasons such as an anomaly or the results of a procedure).

**Systematic Rejection Catalogue:** NO

**Reason**

The flight rule is indicated as I (IFR), and there is a VFR indication in the route.

**Requirements**

The route filed should be consistent with the flight rules, being I, V, Y or Z.

**IFPS Procedures**

The IFPS staff shall apply SCP1.

**RPL Procedures**

NA

**Related Sections**

**26. STANDARD CORRECTION PROCEDURE 1 (SCP1)**

**42. VISUAL FLIGHT RULES (VFR)**

**74. ITEM 8 FLIGHT RULES AND TYPE OF FLIGHT**



**156.159 Error Class/Error Id: ROUTE161****Error Message(s)**

ROUTE161: THIS FIELD VALUE IS INCONSISTENT WITH THE FLIGHT RULES. (RFL)

**Possible values in Error Message**

- RFL: Requested Flight Level.

**Can be ignored: NO (This field refers to internal manual processing. In this situation, an error may be ignored by an IFPS staff for reasons such as an anomaly or the results of a procedure).**

**Systematic Rejection Catalogue: NO**

**Reason**

The flight rules are I or Y and the route field indicates an initial requested flight level as VFR.

**Requirements**

The flight rules and any changes thereto in the route field must correspond.

**IFPS Procedures**

The IFPS staff shall apply SCP1.

**RPL Procedures**

Any RPL containing an indication of VFR shall be rejected by the RPL team.

**Related Sections**

**26. STANDARD CORRECTION PROCEDURE 1 (SCP1)**

**42. VISUAL FLIGHT RULES (VFR)**

**74. ITEM 8 FLIGHT RULES AND TYPE OF FLIGHT**

**156.160 Error Class/Error Id: ROUTE162****Error Message(s)**

ROUTE162: THE POINT <Point Name> FROM DLE DATA IS NOT IN THE FLIGHT ROUTE  
 ROUTE162: THE POINT <Point Name> FROM ESTIMATE DATA IS NOT IN THE FLIGHT ROUTE

**Possible values in Error Message**

- Point Name: name of the point which is specified as a DLE point or as ESTIMATE point.

**Can be ignored: NO (This field refers to internal manual processing. In this situation, an error may be ignored by an IFPS staff for reasons such as an anomaly or the results of a procedure).**

**Systematic Rejection Catalogue: NO**

**Reason**

FPL messages: The point specified in the DLE indicator is not in the route or the point is expressed as geographical coordinates is located outside the IFPZ and IFPS considers that the point is not on the route.

Airborne Message Types:

AFIL: the first point in the route is an unknown designator.

FNM, MFS, AFP and AFIL messages: the point for which an estimate is given in the airborne message is not present in the flight route.

**Requirements**

FPL messages: A point specified in the DLE indicator shall be explicitly or implicitly present in the flight route.

Airborne Message Types:

AFIL: The route shall not start with an unknown navigation beacon, a DCT, an airway, or any designator other than a known ICAO designator for a navigation beacon or a set of geographical coordinates.

FNM, MFS, AFP: The point specified in the estimate field shall be present on the route.

**IFPS Procedures****FPL messages:**

- **If** the DLE point indicated as geographical coordinates is located outside the IFPZ **or**
- **If** the flight contains STS/FFR, STS/SAR, STS/HOSP or STS/MEDEVAC and no contact with the originator is possible, then that DLE sub-field shall be moved under RMK with ' ' removed between DLE and the point.

In all other cases the IFPS staff shall apply SCP1.

**Airborne Message Types:**

AFIL: The IFPS staff should contact the message originator to agree a correction. If contact is not possible:

- Where DCT is the first point in the route, the IFPS staff shall delete the DCT **or**
- Where the first point in the route is an unknown designator, the IFPS staff shall insert IFPSTART after the first recognised point in the route, then plot the route and check for any necessary manual addressing **or**
- Where the first point in the route is an airway, the IFPS staff shall insert the first point on that airway in the airspace of the originating ATC Unit.

FNM, MFS, AFP: The IFPS staff shall apply SCP1.

**RPL Procedures**

NA

**Related Sections**

**26. STANDARD CORRECTION PROCEDURE 1 (SCP1)**

**110. ITEM 18 EN-ROUTE DELAY OR HOLDING**

**131. AIRBORNE MESSAGE TYPES**

**132. AIR-FILED FLIGHT PLAN (AFIL)**

## 156.161 Error Class/Error Id: ROUTE165

### Error Message(s)

ROUTE165: THE DCT SEGMENT <Point A>..<Point B>: (XX NM) IS TOO LONG FOR <AUA ID> : <FL>:<FL>. MAXIMUM IS : <XX NUM> [Restriction ID]

ROUTE165: THE DCT SEGMENT <Point A>..<Point B>: (XX NM) IS TOO LONG FOR <AUA ID>. MAXIMUM IS : <XX NUM> [Restriction ID]

### Possible values in Error Message

- Point A and point B: defines the segment raising the error.
- XX NM: expresses the distance in nautical miles between A and B, second group specifies the maximum distance allowed in the airspace.
- AUA ID: ATC unit airspace reference, i.e the ATC center where the DCT limit is set for.
- FL: two values to define the level band when applicable where the restriction applies.
- Restriction ID: reference of the restriction.

**Can be ignored: YES (This field refers to internal manual processing. In this situation, an error may be ignored by an IFPS staff for reasons such as an anomaly or the results of a procedure).**

**Systematic Rejection Catalogue: NO**

### Reason

The entire DCT segment is within one AUA and exceeds the authorized DCT limit **or**

The entire DCT segment crosses two airspaces (AUA) horizontally or vertically and exceeds one or both authorized DCT limits **or**

The DCT is allowed (see RAD Appendix 4 DCTs) within that AUA but restricted to specific traffic.

**Note** Due to software limitations, some of the DCT conditions mentioned in the RAD document Appendix 4 DCTs are not implemented in the NM CACD.

### Requirements

Filed DCTs shall be allowed.

### IFPS Procedures

#### POGO flights:

Non-standard routeings detailed in the French AIP: Positioning flights within the Paris TMA may use standard routes between the departure and destination aerodromes. Where such are used, the route is given in Item 15 as DCT, with an indication POGO in the Item 18 sub-field RMK.

**Note** LFOB is located outside the Paris TMA, but flights from LFOB to LFPN/LFPV (and vice-versa) are allowed to use POGO routeings.

Where DCT error(s) (en-route and/or SID/STAR) is/are raised for a flight entirely within the Paris TMA or from LFOB to LFPN/LFPV (and vice-versa), and the POGO indicator is found in Item 18, the IFPS staff shall ignore any DCT limit errors.

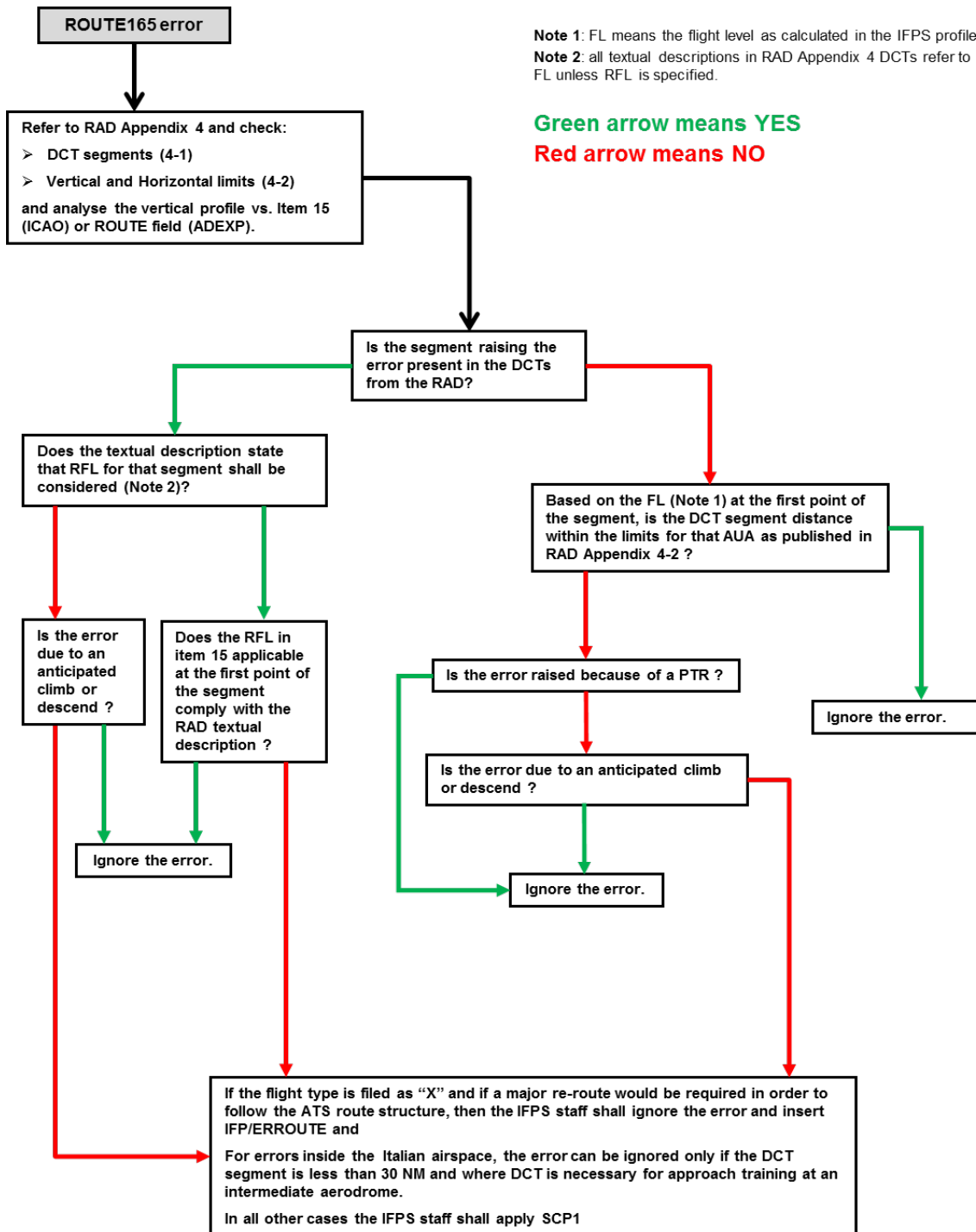
#### MARPOL flights:

Flight plans with the callsign MARPOL, followed by one letter or numeric, are exempted from DCT errors.

The IFPS staff shall verify that the message contains the information OPR/DOUANES and RMK/DETECT POLLU and if so shall ignore the error.

In all other cases, the IFPS staff shall follow the flow chart here below:

## En-route DCT Limit Exceeded



**RPL Procedures**

NA

**Related Sections**

**78. ITEM 15: ROUTE**

**83. AIRWAYS**

## 156.162 Error Class/Error Id: ROUTE168

### Error Message(s)

ROUTE168: INVALID DCT <Point A .. Point B>. DCT ARE NOT ALLOWED TO CROSS THE BORDER BETWEEN <AUA ID> AND <AUA ID><Restriction ID>

### Possible values in Error Message

- Point A and point B: defines the segment raising the error.
- AUA ID: ATC unit airspace reference, i.e the ATC centers in between which a DCT is not allowed.
- Restriction ID: reference of the restriction.

**Can be ignored: YES (This field refers to internal manual processing. In this situation, an error may be ignored by an IFPS staff for reasons such as an anomaly or the results of a procedure).**

**Systematic Rejection Catalogue: NO**

### Reason

DCT segments are not allowed to cross the border of the two adjacent AUA (ATC Unit Airspaces).

### Requirements

Each AUA may specify whether or not it will allow DCT routings across its border, so the specified DCT routing is not allowed as it crosses the indicated AUA border.

### IFPS Procedures

The IFPS staff shall apply SCP1.

### RPL Procedures

NA

### Related Sections

**26. STANDARD CORRECTION PROCEDURE 1 (SCP1)**

**78. ITEM 15: ROUTE**

**83. AIRWAYS**

**156.163 Error Class/Error Id: ROUTE169****Error Message(s)**

ROUTE169: CONSECUTIVE STAY INDICATORS NOT ALLOWED

**Possible values in Error Message**

NA

**Can be ignored:** NO (This field refers to internal manual processing. In this situation, an error may be ignored by an IFPS staff for reasons such as an anomaly or the results of a procedure).

**Systematic Rejection Catalogue:** NO

**Reason**

Consecutive STAY indicators have been found associated with the same point.

**Requirements**

Each STAY indicator must have a point before and after that STAY information. It is not possible to have consecutive STAY indicators at the same point.

**IFPS Procedures**

The IFPS staff shall apply SCP1.

**RPL Procedures**

NA

**Related Sections**

**26. STANDARD CORRECTION PROCEDURE 1 (SCP1)**

**49. EN-ROUTE STAY INDICATOR**

**156.164 Error Class/Error Id: ROUTE170****Error Message(s)**

ROUTE170: CANNOT FIND ENTRY/EXIT POINT ON <Route Name>

**Possible values in Error Message**

- Route Name: name of the route as stated in the route field on which the system cannot find and ENTRY/EXIT point.

**Can be ignored: YES (This field refers to internal manual processing. In this situation, an error may be ignored by an IFPS staff for reasons such as an anomaly or the results of a procedure).**

**Systematic Rejection Catalogue: NO**

**Reason**

The IFPS is unable to automatically determine the IFPZ entry or exit point of the flight.

**Requirements**

An IFPZ entry or exit point should be included in the route.

**IFPS Procedures**

The IFPS staff shall apply SCP1.

**RPL Procedures**

NA

**Related Sections**

**26. STANDARD CORRECTION PROCEDURE 1 (SCP1)**

**82. POINTS**

**156.165 Error Class/Error Id: ROUTE171****Error Message(s)**

ROUTE171: CANNOT EXPAND THE ROUTE <Route Name>

**Possible values in Error Message**

- Route Name: name of the route as stated in the route field that the system cannot expand.

**Can be ignored: NO (This field refers to internal manual processing. In this situation, an error may be ignored by an IFPS staff for reasons such as an anomaly or the results of a procedure).**

**Systematic Rejection Catalogue: NO**

**Reason**

The flight has been calculated to transit an artificial route segment (GAP).

**Requirements**

Such a route segment cannot be used; an alternative route must be used instead.

**IFPS Procedures**

The IFPS staff shall apply SCP1.

**RPL Procedures**

NA

**Related Sections**

**26. STANDARD CORRECTION PROCEDURE 1 (SCP1)**

**83. AIRWAYS**



## 156.166 Error Class/Error Id: ROUTE172

### Error Message(s)

ROUTE172: MULTIPLE ROUTES BETWEEN <Point A> AND <Point B>. <Route Name> IS SUGGESTED. OTHER CANDIDATES ARE: <Route List>

### Possible values in Error Message

- Point A and point B: defines the segment in between which no route is specified.
- Route Name: name of the route that is suggested between Point A and Point B.
- Route List: name of the route(s) which are also possible.

**Can be ignored: NO (This field refers to internal manual processing. In this situation, an error may be ignored by an IFPS staff for reasons such as an anomaly or the results of a procedure).**

**Systematic Rejection Catalogue: NO**

### Reason

In the route field two points have been specified without any route in between and more than one available route exists between the indicated points.

### Requirements

The route field shall be constructed as Point Route Point etc...unless there is not airway in between two points in which case DCT shall be explicitly inserted.

### IFPS Procedures

The IFPS staff shall apply SCP1.

### RPL Procedures

NA

### Related Sections

**26. STANDARD CORRECTION PROCEDURE 1 (SCP1)**

**83. AIRWAYS**

**156.167 Error Class/Error Id: ROUTE174****Error Message(s)**

ROUTE174: INVALID TIME GIVEN FOR <Point> (EET PT)

ROUTE174: INVALID TIME GIVEN FOR <FIR> (EET FIR)

**Possible values in Error Message**

- Point: Navaid or Waypoint designator.
- FIR: Flight Information Region ICAO 4 letter code.
- EET PT: Estimated Elapsed Time Point.
- EET FIR: Estimated Elapsed Time to Flight Information Region.

**Can be ignored: NO (This field refers to internal manual processing. In this situation, an error may be ignored by an IFPS staff for reasons such as an anomaly or the results of a procedure).**

**Systematic Rejection Catalogue: NO**

**Reason**

The time given at a point or at a boundary in the sub-field EET is greater than 23 hours and 59 minutes.

**Requirements**

The time given for an EET point or EET FIR shall not be more than 23 hours and 59 minutes.

**IFPS Procedures**

The IFPS staff shall apply SCP1.

**RPL Procedures**

NA

**Related Sections**

**26. STANDARD CORRECTION PROCEDURE 1 (SCP1)**

**86. ESTIMATED ELAPSED TIME (EET)**

## 156.168 Error Class/Error Id: ROUTE175

### Error Message(s)

ROUTE175: SPEED AT <Point Name> IS INVALID OR INCOMPATIBLE WITH AIRCRAFT PERFORMANCE

### Possible values in Error Message

- Point: name of the point as stated in the route field where the specified speed is causing the error to be raised.

**Can be ignored: NO (This field refers to internal manual processing. In this situation, an error may be ignored by an IFPS staff for reasons such as an anomaly or the results of a procedure).**

**Systematic Rejection Catalogue: NO**

### Reason

The speed filed at the given point is either incorrect or beyond the known performance of the filed aircraft type.

### Requirements

The IFPS holds a performance table for each aircraft type that includes the maximum known speeds at certain flight levels attainable for that type. Where the filed cruising speed is either incorrect or beyond the known performance of the filed aircraft type at that level, an error is generated.

### IFPS Procedures

The IFPS staff shall apply SCP1.

Where the data is confirmed as correct\* by the message originator and/or where the message must be forced into the system (as a result of SCP1 **or due to a NM CACD deficiency**), the IFPS staff shall:

- Change the aircraft type to ZZZZ.
- Insert TYP/<original type> and IFP/ERRTYPE in Item18.
- Select an appropriate aircraft performance type (single engine, multiple engine, turboprop, and turbojet).

**Note** It might be necessary to include a space amongst the characters of the aircraft type designator in order to prevent the IFPS from automatically replacing the ZZZZ value with the recognised aircraft type in that sub-field.

**(\*): An Ops incident in Remedy CCMS shall be filed in order to consider a possible amendment of the NM CACD.**

### RPL Procedures

The invalid speed value shall be replaced with a logical speed value by the RPL team, using other RPLs from the same aircraft operator, or if none exist, using the aircraft type performance table as a reference. The aircraft operator shall be informed of that change.

### Related Sections

**26. STANDARD CORRECTION PROCEDURE 1 (SCP1)**

**80. EN-ROUTE CHANGE OF SPEED AND FLIGHT LEVEL**

## 156.169 Error Class/Error Id: ROUTE176

### Error Message(s)

ROUTE176: FLIGHT LEVEL AT <Point Name> IS INVALID OR INCOMPATIBLE WITH AIRCRAFT PERFORMANCE

### Possible values in Error Message

- Point: name of the point as stated in the route field where the specified flight level is causing the error to be raised.

**Can be ignored: NO (This field refers to internal manual processing. In this situation, an error may be ignored by an IFPS staff for reasons such as an anomaly or the results of a procedure).**

**Systematic Rejection Catalogue: NO**

### Reason

The flight level filed at the given point is either incorrect or beyond the known performance of the filed aircraft type.

### Requirements

The IFPS holds a performance table for each aircraft type that includes the maximum known flight level attainable for that type. Where the filed flight level is either incorrect or beyond the known performance of the filed aircraft, an error is generated.

### IFPS Procedures

The IFPS staff shall apply SCP1.

Where the data is confirmed as correct\* by the message originator and/or where the message must be forced into the system (as a result of SCP1 **or due to a NM CACD deficiency**), the IFPS staff shall:

- Change the aircraft type to ZZZZ.
- Insert TYP/<original type> and IFP/ERRTYPE in Item 18.
- Select an appropriate aircraft performance type (single engine, multiple engine, turboprop, and turbojet).

**Note** It might be necessary to include a space amongst the characters of the aircraft type designator in order to prevent the IFPS from automatically replacing the ZZZZ value with the recognised aircraft type in that sub-field.

**\*: An Ops Incident in Remedy CCMS shall be filed in order to consider a possible amendment of the NM CACD.**

### RPL Procedures

If the error appears to be caused by a NM CACD deficiency, the RPL team shall change the RFL to the highest value accepted by the RPL system and the AO shall be informed of the change and the reason for that change. The RPL team may use other RPLs from the same AO as a reference for the RFL and change to the same value. The aircraft operator shall be informed of the change.

If no RFL can be identified, the aircraft operator shall be contacted to coordinate a correction.

### Related Sections

**26. STANDARD CORRECTION PROCEDURE 1 (SCP1)**

**80. EN-ROUTE CHANGE OF SPEED AND FLIGHT LEVEL**

**156.170 Error Class/Error Id: ROUTE177****Error Message(s)**

ROUTE177: UNKNOWN DESIGNATOR <Designator Name>

**Possible values in Error Message**

- Designator Name: name of the designator (route, navaid or waypoint) which is not known in the NM CACD.

**Can be ignored: NO (This field refers to internal manual processing. In this situation, an error may be ignored by an IFPS staff for reasons such as an anomaly or the results of a procedure).**

**Systematic Rejection Catalogue: NO**

**Reason**

An element specified in the route field is not known.

**Requirements**

Routes, nav aids and waypoints specified in the route field shall be valid designators.

**IFPS Procedures**

The IFPS staff shall try to identify the intended element (might be a simple spelling mistake) and if this not possible or in case of any doubt, then the IFPS shall apply SCP1.

**RPL Procedures**

NA

**Related Sections**

**26. STANDARD CORRECTION PROCEDURE 1 (SCP1)**

**78. ITEM 15: ROUTE**

**82. POINTS**

**83. AIRWAYS**

## 156.171 Error Class/Error Id: ROUTE178

### Error Message(s)

ROUTE178: CRUISING SPEED IS INVALID OR INCOMPATIBLE WITH AIRCRAFT PERFORMANCE

### Possible values in Error Message

NA

**Can be ignored:** NO (This field refers to internal manual processing. In this situation, an error may be ignored by an IFPS staff for reasons such as an anomaly or the results of a procedure).

**Systematic Rejection Catalogue:** NO

### Reason

The filed cruising speed is either incorrect or beyond the known performance of the filed aircraft type.

### Requirements

The IFPS holds a performance table for each aircraft type that includes the maximum known speeds at certain flight levels attainable for that type. Where the filed cruising speed is either incorrect or beyond the known performance of the filed aircraft type at that level, an error is generated.

### IFPS Procedures

The IFPS staff shall apply SCP1.

Where the data is confirmed as correct\* by the message originator and/or where the message must be forced into the system (as a result of SCP1 **or due to a NM CACD deficiency**), the IFPS staff shall:

- Change the aircraft type to ZZZZ.
- Insert TYP/<original type> and IFP/ERRTYPE in Item 18.
- Select an appropriate aircraft performance type (single engine, multiple engine, turboprop, and turbojet).

**Note** It might be necessary to include a space amongst the characters of the aircraft type designator in order to prevent the IFPS from automatically replacing the ZZZZ value with the recognised aircraft type in that sub-field.

**\*: An OPS incident shall be filed in order to consider a possible amendment of the NM CACD.**

### RPL Procedures

The RPL team shall check if the speed in any other RPL of that aircraft operator corresponds to the one that is invalid. If a valid speed can be identified, the invalid value shall be corrected using that information. If no valid speed can be identified, the RPL team shall remove the invalid speed value and the RPL system will automatically insert the corresponding value of the aircraft type performance table in the output message. In all cases the aircraft operator shall be informed of the correction.

### Related Sections

**26. STANDARD CORRECTION PROCEDURE 1 (SCP1)**

**79. INITIAL SPEED AND FLIGHT LEVEL**

## 156.172 Error Class/Error Id: ROUTE179

### Error Message(s)

ROUTE179: CRUISING FLIGHT LEVEL IS INVALID OR INCOMPATIBLE WITH AIRCRAFT PERFORMANCE

### Possible values in Error Message

NA

**Can be ignored:** NO (This field refers to internal manual processing. In this situation, an error may be ignored by an IFPS staff for reasons such as an anomaly or the results of a procedure).

**Systematic Rejection Catalogue:** NO

### Reason

The filed cruising flight level is either incorrect or beyond the known performance of the filed aircraft type.

### Requirements

The IFPS holds a performance table for each aircraft type that includes the maximum known speeds at certain flight levels attainable for that type. Where the filed cruising flight level is either incorrect or beyond the known performance of the filed aircraft type at that level, an error is generated.

### IFPS Procedures

The IFPS staff shall apply SCP1.

Where the data is confirmed as correct\* by the message originator and/or where the message must be forced into the system (as a result of SCP1 **or due to a NM CACD deficiency**), the IFPS staff shall:

- Change the aircraft type to ZZZZ.
- Insert TYP/<original type> and IFP/ERRTYPE in Item 18.
- Select an appropriate aircraft performance type (single engine, multiple engine, turboprop, and turbojet).

**Note** It might be necessary to include a space amongst the characters of the aircraft type designator in order to prevent the IFPS from automatically replacing the ZZZZ value with the recognised aircraft type in that sub-field.

**\*: An OPS incident shall be filed in order to consider a possible amendment of the NM CACD.**

### RPL Procedures

The RPL team shall confirm from the AO that the correct aircraft type has been filed, and correct accordingly if it is in error. Where the error appears to be caused by an NM CACD deficiency, the highest value accepted by the RPL system shall be inserted, and the AO shall be informed of the correction and the reason for such change.

The RPL team shall raise a CCMS report detailing the incident for further investigation. Alternatively the aircraft operator may file a flight plan directly with the IFPS instead of via the RPL team, giving the aircraft type as ZZZZ in order to achieve the required flight level, as only the IFPS is capable of accepting an unknown aircraft type.

### Related Sections

**26. STANDARD CORRECTION PROCEDURE 1 (SCP1)**

**79. INITIAL SPEED AND FLIGHT LEVEL**

**156.173 Error Class/Error Id: ROUTE180****Error Message(s)**

ROUTE180: ROUTE ANALYSIS HAS ABORTED

**Possible values in Error Message**

NA

**Can be ignored:** NO (This field refers to internal manual processing. In this situation, an error may be ignored by an IFPS staff for reasons such as an anomaly or the results of a procedure).

**Systematic Rejection Catalogue:** NO

**Reason**

This is an internal IFPS error and therefore is not visible to external IFPS users. Where the error 'Route Analysis Has Aborted' is given, no route plot function is available. It might be possible to identify in which part of the route the problem is, by using temporarily the IFPSTOP function, in order to force the IFPS to give a different error. A detailed analysis is required in order to identify the cause for this message (i.e. NM CACD deficiency or system deficiency).

**Requirements**

NA

**IFPS Procedures**

NA

**RPL Procedures**

The RPL team shall confirm from the AO that the correct aircraft type has been filed, and correct accordingly if it is in error. Where the error appears to be caused by an NM CACD deficiency, the highest value accepted by the RPL system shall be inserted, and the AO shall be informed of the correction and the reason for such change.

The RPL team shall raise a CCMS report detailing the incident for further investigation. Alternatively the aircraft operator may file a flight plan directly with the IFPS instead of via the RPL team, giving the aircraft type as ZZZZ in order to achieve the required flight level, as only the IFPS is capable of accepting an unknown aircraft type.

**Related Sections****34. PROFILE CALCULATION/ROUTE ANALYSIS**



**156.174 Error Class/Error Id: ROUTE301****Error Message(s)**

ROUTE301: NO VALID CONNECTION POINT FOUND ON FLIGHT PLAN ROUTE.

**Possible values in Error Message**

NA

**Can be ignored:** NO (This field refers to internal manual processing. In this situation, an error may be ignored by an IFPS staff for reasons such as an anomaly or the results of a procedure).

**Systematic Rejection Catalogue:** NO

**Reason**

This is an internal IFPS error and therefore is not visible to external IFPS users. It is used as a warning to inform the IFPS staff that the Propose Route Function has not found a valid connection point.

**Requirements**

NA

**IFPS Procedures**

NA

**RPL Procedures**

NA

**Related Sections**

NA

**156.175 Error Class/Error Id: ROUTE302****Error Message(s)**

ROUTE302: CANNOT AUTOMATICALLY GENERATE ROUTE WITH IFPSTOP PORTION

**Possible values in Error Message**

NA

**Can be ignored:** NO (This field refers to internal manual processing. In this situation, an error may be ignored by an IFPS staff for reasons such as an anomaly or the results of a procedure).

**Systematic Rejection Catalogue:** NO

**Reason**

This is an internal IFPS error and therefore is not visible to external IFPS users. It is used as a warning to inform the IFPS staff that the Propose Route Function cannot function when IFPSTOP is present in the route field.

**Requirements**

NA

**IFPS Procedures**

NA

**RPL Procedures**

NA

**Related Sections**

NA

**156.176 Error Class/Error Id: ROUTE303****Error Message(s)**

ROUTE303: NO VALID ROUTE FOUND TO CONNECT TO FLIGHT ROUTE.

**Possible values in Error Message**

NA

**Can be ignored:** NO (This field refers to internal manual processing. In this situation, an error may be ignored by an IFPS staff for reasons such as an anomaly or the results of a procedure).

**Systematic Rejection Catalogue:** NO

**Reason**

This is an internal IFPS error and therefore is not visible to external IFPS users. It is used as a warning to inform the IFPS staff that the Propose Route Function has failed to find a route from the end of the clearance limit given in the AFP message to the original flight plan route.

**Requirements**

NA

**IFPS Procedures**

NA

**RPL Procedures**

NA

**Related Sections**

NA

**156.177 Error Class/Error Id: ROUTE304****Error Message(s)**

ROUTE304: CANNOT AUTOMATICALLY GENERATE ROUTE WITH VFR OR OAT PORTION

**Possible values in Error Message**

NA

**Can be ignored:** NO (This field refers to internal manual processing. In this situation, an error may be ignored by an IFPS staff for reasons such as an anomaly or the results of a procedure).

**Systematic Rejection Catalogue:** NO

**Reason**

This is an internal IFPS error and therefore is not visible to external IFPS users. It is used as a warning to inform the IFPS staff that the Propose Route Function cannot function when an OAT or VFR portion is present in the route field.

**Requirements**

NA

**IFPS Procedures**

NA

**RPL Procedures**

NA

**Related Sections**

NA

**156.178 Error Class/Error Id: ROUTE305****Error Message(s)**

ROUTE305: ROUTE CONTAINS A SYSTEM GENERATED ROUTE AND FLIGHT TYPE IS MILITARY. PLEASE CHECK.

**Possible values in Error Message**

NA

**Can be ignored:** NO (This field refers to internal manual processing. In this situation, an error may be ignored by an IFPS staff for reasons such as an anomaly or the results of a procedure).

**Systematic Rejection Catalogue:** NO

**Reason**

This is an internal IFPS error and therefore is not visible to external IFPS users. It is used as a warning for airborne message types. Whenever an AFP for a change of route or an AFP for diversion is received, the Propose Route function tries automatically to connect in a logical way the last point given in the AFP to the original route (or to the new destination). Whenever this is successful the message is presented to an IFPO with the error in order to warn the operator that a re-routeing has been automatically found and that military flights are strictly governed as to which national airspaces they may overfly (diplomatic clearances).

**Requirements**

Where the message relates to a military flight (flight type 'M') and to allow for any necessary confirmation of diplomatic clearances, that message shall be passed to the IFPS staff for manual processing.

**IFPS Procedures**

NA

**RPL Procedures**

NA

**Related Sections**

**131. AIRBORNE MESSAGE TYPES**

**135. AFP FOR A CHANGE OF ROUTE**

**140. AFP FOR A CHANGE OF DESTINATION**

**156.179 Error Class/Error Id: ROUTE308****Error Message(s)**

ROUTE308: THE <SID or STAR><TP ID> IS NOT VALID BECAUSE THERE IS NO CONNECTING POINT WITH ROUTE.

**Possible values in Error Message**

- SID/STAR: Standard Instrumental Departure, Standard Instrumental Arrival.
- TPD ID: Terminal Procedure full designator. Example: DKB6F.

**Can be ignored: YES (This field refers to internal manual processing. In this situation, an error may be ignored by an IFPS staff for reasons such as an anomaly or the results of a procedure).**

**Systematic Rejection Catalogue: NO**

**Reason**

There is no connection between the SID or STAR and the route.

**Requirements**

SID and STAR specified in the route field shall be connected to the route.

**IFPS Procedures**

The IFPS staff shall apply SCP1.

**RPL Procedures**

NA

**Related Sections**

**26. STANDARD CORRECTION PROCEDURE 1 (SCP1)**

**81. SID/STAR**

**156.180 Error Class/Error Id: ROUTE310****Error Message(s)**

ROUTE310: IFPSRA NO ROUTE FOUND

**Possible values in Error Message**

NA

**Can be ignored:** NO (This field refers to internal manual processing. In this situation, an error may be ignored by an IFPS staff for reasons such as an anomaly or the results of a procedure).

**Systematic Rejection Catalogue:** NO

**Reason**

This is an internal IFPS error and is used as a warning for the IFPS staff. The FPL has been filed with RMK/IFPSRA and the route field contained speed/level and DCT or speed/level only. Before to be presented to an IFPS staff for manual processing the Propose Route Function has been run and the result is displayed in the error message. This error message is used as a warning message for the IFPS staff.

**Requirements**

NA

**IFPS Procedures**

NA

**RPL Procedures**

NA

**Related Sections**

**24. IFPS RE-ROUTE ACCEPTED (IFPSRA)**

**156.181 Error Class/Error Id: ROUTE311****Error Message(s)**

ROUTE311: IFPSRA NO ACK

**Possible values in Error Message**

NA

**Can be ignored: YES (This field refers to internal manual processing. In this situation, an error may be ignored by an IFPS staff for reasons such as an anomaly or the results of a procedure).**

**Systematic Rejection Catalogue: NO**

**Reason**

This is an internal IFPS error and is used as a warning for the IFPS staff. The FPL has been filed with RMK/IFPSRA and the route field contained speed/level and DCT or speed/level only. Before to be presented to an IFPS staff for manual processing the Propose Route Function has been run and a valid route has been found but IFPS identified that the message originator will not receive and ACK message and therefore will not be made aware of the route found by IFPS.

**Requirements**

Those message originators who wish to use the IFPSRA automatic functionality shall ensure that the setting for their entity in the NM CACD is set to ACK receive 'YES' and long ACK.

**IFPS Procedures**

NA

**RPL Procedures**

NA

**Related Sections****24. IFPS RE-ROUTE ACCEPTED (IFPSRA)**



**156.182 Error Class/Error Id: ROUTE312****Error Message(s)**

**ROUTE312: ROUTE AUTOMATICALLY BUILT. PLEASE CHECK.**

**Possible values in Error Message**

NA

**Can be ignored: YES (This field refers to internal manual processing. In this situation, an error may be ignored by an IFPS staff for reasons such as an anomaly or the results of a procedure).**

**Systematic Rejection Catalogue: NO**

**Reason**

This is an internal IFPS error and is used as a warning for the IFPS staff. The FPL has been filed with RMK/IFPSRA and the route field contained speed/level and DCT or speed/level only. Before to be presented to an IFPS staff for manual processing the Propose Route Function has been run and a valid route has been found which needs to be validated by an IFPS staff.

**Requirements**

NA

**IFPS Procedures**

NA

**RPL Procedures**

NA

**Related Sections**

**24. IFPS RE-ROUTE ACCEPTED (IFPSRA)**

**156.183 Error Class/Error Id: PROF50****Error Message(s)**

PROF50: CLIMBING/DESCENDING OUTSIDE THE VERTICAL LIMITS OF SEGMENT <Point A><Route Name><Point B>

**Possible values in Error Message**

- Point A and B: specifies the route segment in which the climb or descent is calculated outside the vertical limit of the airway.
- Route Name: name of the route as stated in the route field for which the profile does enter its vertical limits.

**Can be ignored: YES (This field refers to internal manual processing. In this situation, an error may be ignored by an IFPS staff for reasons such as an anomaly or the results of a procedure).**

**Systematic Rejection Catalogue: NO**

**Reason**

The profile of a flight has been calculated by the system to climb or descend on a route segment, mentioned in field 15, outside the defined vertical limits of the airway.

**Requirements**

The route field shall reflect the intended route horizontally and vertically.

**IFPS Procedures**

The IFPS staff shall replace the route by the lower/upper corresponding route whenever it is available and co-located **and**

Should there be no such corresponding route, then the IFPS staff shall replace the route with DCT (providing that there is no change of trajectory) **and**

Where neither of these options is possible, the IFPS staff shall apply SCP1.

**Exceptions:**

Where a profile tuning restriction forces the route profile outside the vertical limits of the airway and the lower/upper corresponding route does not exist or is not available, the IFPS staff shall ignore the error and raise an OPS incident in CCMS.

Where a change of flight level appropriate for the availability over the route portion is made, but the error is raised because the profile does not reach the requested level within that route portion, the IFPS staff shall ignore the error.

**RPL Procedures**

NA

**Related Sections**

**26. STANDARD CORRECTION PROCEDURE 1 (SCP1)**

**79. INITIAL SPEED AND LEVEL**

**80. EN-ROUTE CHANGE OF SPEED AND LEVEL**

## 156.184 Error Class/Error Id: PROF53

### Error Message(s)

PROF53: THE DCT SEGMENT <Point A> .. <Point B> IS NOT ALLOWED: <Distance> ALONG AIRSPACE BORDER BETWEEN <Airspace Designator> and <Airspace Designator>

### Possible values in Error Message

- Point A and B: specifies the route segment which is not allowed.
- Distance: expresses the distance in nautical miles in between point A and B.
- Airspace Designator: names of the airspaces on each side of the border.

**Can be ignored: YES (This field refers to internal manual processing. In this situation, an error may be ignored by an IFPS staff for reasons such as an anomaly or the results of a procedure).**

**Systematic Rejection Catalogue: NO**

### Reason

**A DCT segment between two points that is longer than 15 NM is aligned with an AUA (ATC Unit Airspace) border, and the volume made by the segment plus 0.5 NM apart of this segment penetrates two AUAs.**

**Exceptions: the error is not reported by IFPS when the 2 AUAs belong to the same State or both of them are of type OCA (Oceanic) or of type OCA and outside the IFPZ.**

### Requirements

**It shall not be possible to file a DCT segment aligned with the operational airspace border of an ACC.**

### IFPS Procedures

The IFPS staff shall apply SCP1.

### RPL Procedures

NA

### Related Sections

**26. STANDARD CORRECTION PROCEDURE 1 (SCP1)**

**156.185 Error Class/Error Id: PROF188****Error Message(s)**

PROF188: FLIGHT PLAN DOES NOT COMPLY WITH 8.33 CARRIAGE REQUIREMENTS

**Possible values in Error Message**

NA

**Can be ignored: YES** (This field refers to internal manual processing. In this situation, an error may be ignored by an IFPS staff for reasons such as an anomaly or the results of a procedure).

Ignoring the error results in IFP/NON833 to be automatically inserted in the message output.

**Systematic Rejection Catalogue: NO**

**Reason**

The flight does not comply with those mandatory conditions associated with 8.33 kHz airspace.

**Requirements**

The flight must be compliant with all 8.33 kHz conditions in Items 10, 15 & 18 when the flight is planned to enter 8.33 kHz airspace.

**IFPS Procedures**

The IFPS staff shall apply SCP1.

**RPL Procedures**

NA

**Related Sections**

**26. STANDARD CORRECTION PROCEDURE 1 (SCP1)**

**47. 8.33 kHz CHANNEL SPACING**

**156.186 Error Class/Error Id: PROF189****Error Message(s)**

PROF189: NON 8.33 BUT UHF EQUIPPED AIRCRAFT IN 8.33 AIRSPACE NOT HANDLING UHF

**Possible values in Error Message**

NA

**Can be ignored: YES (This field refers to internal manual processing. In this situation, an error may be ignored by an IFPS staff for reasons such as an anomaly or the results of a procedure).**

**Systematic Rejection Catalogue: NO**

**Reason**

The indicated equipment contains U (UHF), but the flight is calculated to enter a sector(s) that require(s) Y (8.33 kHz) equipment.

**Requirements**

Some sectors require that all flights shall carry the full 8.33 kHz equipment (Y in item 10a); UHF (U in Item 10a together with COM/EXM833 in Item 18 for state flights) alone as indicated in the submitted message is not sufficient.

**IFPS Procedures**

The IFPS staff shall apply SCP1.

**RPL Procedures**

NA

**Related Sections**

**26. STANDARD CORRECTION PROCEDURE 1 (SCP1)**

**47. 8.33 kHz CHANNEL SPACING**

**156.187 Error Class/Error Id: PROF190****Error Message(s)**

PROF190: NON 8.33 AND NON UHF EQUIPPED AIRCRAFT IN 8.33 AIRSPACE

**Possible values in Error Message**

NA

**Can be ignored: YES (This field refers to internal manual processing. In this situation, an error may be ignored by an IFPS staff for reasons such as an anomaly or the results of a procedure).**

**Ignoring the error results in IFP/NON833 to be automatically inserted in the message output.**

**Systematic Rejection Catalogue: NO**

**Reason**

An unequipped flight penetrates an IFPZ 8.33 kHz airspace in which both 8.33 kHz equipped and UHF-only equipped state flights are allowed.

**Requirements**

Some sector(s) require(s) that all flights shall carry either the full 8.33 kHz equipment (Y in Item 10); or UHF (U in item 10a together with COM/EXM833 for state flights) in the submitted message.

**IFPS Procedures**

The IFPS staff shall apply SCP1.

**RPL Procedures**

NA

**Related Sections**

**26. STANDARD CORRECTION PROCEDURE 1 (SCP1)**

**47. 8.33 kHz CHANNEL SPACING**

## 156.188 Error Class/Error Id: PROF191

### Error Message(s)

PROF191: TTL\_EET DIFFERENCE > (value) %, CALCULATED TTL\_EET FROM <ADEP> TO <ADES>=  
<Time> (HHMM).

### Possible values in Error Message

- Value: 40, 120 or 200% (40% for long flights >299 minutes, 120% for medium flights >59 minutes and <299 minutes, 200% for short flights <59 minutes).
- ADEP-ADES: ICAO location indicator of the aerodrome of departure and arrival.
- Time: as calculated by IFPS in format HHMM (hours, minutes).

**Can be ignored: YES (This field refers to internal manual processing. In this situation, an error may be ignored by an IFPS staff for reasons such as an anomaly or the results of a procedure).**

There are two cases in which the filed total EET differs from the calculated total EET:

The filed total EET is greater than the calculated total EET: using the ignore function results in the filed total EET being used to calculate the flight profile.

The filed total EET is less than the calculated total EET: using the ignore function results in the calculated total EET being used to calculate the flight profile.

In both cases, the use of the ignore function results in the filed total EET being used in the IFPS output.

**Systematic Rejection Catalogue: NO**

### Reason

The total EET given is greater or lesser than the time calculated by the IFPS for this trajectory.

### Requirements

The IFPS shall calculate a total estimated flying time for all flight plans, based on the speed(s) and flight level(s), and will raise a warning where the total EET of the submitted message is outside the accepted percentage error based on this figure.

### IFPS Procedures

The IFPS staff shall plot the route **and**

- If the error is raised for a mixed flight VFR/IFR flight and the error is raised because of the VFR portion, the IFPS staff shall ignore the error **or**
- If the error is raised for a STAY incorrectly formatted, then the IFPS staff shall correct the format and continue with the normal message processing **or**
- If the error is raised for a STAY portion indicated at a point expressed with bearing/distance (in which case IFPS disregards the STAY time), then the IFPS staff shall change that point into geographical coordinates and continue with the normal message processing **or**
- If the route plot reveals a homonym problem, the IFPS staff shall insert IFPSTOP/IFPSTART around the homonym then plot the route to check the flight trajectory. If the error is cleared, the IFPS staff shall check the addressing and continue with the normal message processing **or**
- If the error is raised when the flight type is not indicated as 'X' and or more of the following conditions are encountered:
  - Training flights
  - Round robin flights
  - OAT/GAT flights
  - IFPSTOP/START
  - Replacement of an invalid TP for a valid TP in the profile calculation for short flights (where the TP designator is not output).

The IFPS staff shall check the aircraft speeds and where they are in accordance with the performance table, then the IFPS staff shall ignore the error **or**

- In all other cases (example: inaccurate aircraft speed), the IFPS staff shall apply SCP1.

**Related Sections**

**26. STANDARD CORRECTION PROCEDURE 1 (SCP1)**

**34. PROFILE CALCULATION/ROUTE ANALYSIS**

**42. VISUAL FLIGHT RULES (VFR)**

**49. EN-ROUTE STAY INDICATOR**

**84. ITEM16: DESTINATION AERODROME, TOTAL ESTIMATED ELAPSED TIME AND ALTERNATE AERODROME(S)**



**156.189 Error Class/Error Id: PROF192****Error Message(s)**

PROF192: TOTAL STAY/DLE TIME GREATER THAN TOTAL ESTIMATED ELAPSED TIME.

**Possible values in Error Message**

NA

**Can be ignored:** NO (This field refers to internal manual processing. In this situation, an error may be ignored by an IFPS staff for reasons such as an anomaly or the results of a procedure).

**Systematic Rejection Catalogue:** NO

**Reason**

The submitted message contains en-route STAY indicator(s) and/or DLE and the total time of the STAY portion(s) and/or DLE is greater than the total estimated elapsed time indicated in Item 16b (ICAO) or TTLEET field (ADEXP).

**Requirements**

The IFPS shall check the given EET for a submitted flight plan, and where STAY indicator(s) and/or DLE is/are used, the associated time is also checked. Where the STAY/DLE time is incompatible with the calculated total EET (including its accepted percentage error), an error is generated.

**IFPS Procedures**

The IFPS staff shall apply SCP1.

**RPL Procedures**

NA

**Related Sections**

**26. STANDARD CORRECTION PROCEDURE 1 (SCP1)**

**34. PROFILE CALCULATION/ROUTE ANALYSIS**

**49. EN-ROUTE STAY INDICATOR**

**110. EN-ROUTE DELAY OR HOLDING (DLE)**

**156.190 Error Class/Error Id: PROF193****Error Message(s)**

PROF193: IFR OPERATIONS AT AERODROME <Aerodrome ID> ARE NOT PERMITTED <Restriction ID>

**Possible values in Error Message**

- Aerodrome ID: ICAO location indicator of the aerodrome.
- Restriction ID: reference of the restriction.

**Can be ignored: YES (This field refers to internal manual processing. In this situation, an error may be ignored by an IFPS staff for reasons such as an anomaly or the results of a procedure).**

**Systematic Rejection Catalogue: NO**

**Reason**

The specified aerodrome is not accessible under IFR flight rules.

**Requirements**

The flight shall operate to/from the aerodrome under VFR flight rules. The flight rules in the flight plan shall be Y or Z.

**IFPS Procedures**

The IFPS staff shall apply SCP1.

**RPL Procedures**

NA

**Related Sections**

**26. STANDARD CORRECTION PROCEDURE 1 (SCP1)**

**34. PROFILE CALCULATION/ROUTE ANALYSIS**

**45. ROUTE AVAILABILITY DOCUMENT (RAD)**

## 156.191 Error Class/Error Id: PROF194

### Error Message(s)

PROF194: <Point> <Route> <Point> IS NOT AVAILABLE IN FL RANGE <FL Range>

### Possible values in Error Message

- Point: name of the points in between which the route is not available in the specified level range.
- Route: name of the route not available in the specified level range.
- FL Range: Fxxx..Fxxx lower and higher in which the unavailability is taking place.

**Can be ignored: YES (This field refers to internal manual processing. In this situation, an error may be ignored by an IFPS staff for reasons such as an anomaly or the results of a procedure).**

**Systematic Rejection Catalogue: NO**

### Reason

The given route is classified as unavailable at the requested flight level between the indicated points.

### Requirements

The profile calculation for each flight plan will check the calculated arrival time and flight level of the flight for each part of a route, and cross-check this time against the published availability conditions for that part of that route at that time.

### IFPS Procedures

If an alternative route is available and does not require a change of trajectory, then the IFPS staff shall insert the alternative route **or**

If any change of trajectory is required, then the IFPS staff shall apply **SCP1**.

### RPL Procedures

NA

### Related Sections

**26. STANDARD CORRECTION PROCEDURE 1 (SCP1)**

**34. PROFILE CALCULATION/ROUTE ANALYSIS**

**83. AIRWAYS**

## 156.192 Error Class/Error Id: PROF195

### Error Message(s)

PROF195: <Point> <Route> <Point> DOES NOT EXIST IN FL RANGE <FL Range> (1)

PROF195: <Point> <Route> <Point> DOES NOT EXIST IN FL RANGE (2)

### Possible values in Error Message

- Point: name of the points in between which the route does not exist in the specified level range.
- Route: name of the route which does not exist available in the specified level range.
- FL Range: Fxxx..Fxxx lower and higher in which the route does not exist.

**Can be ignored: YES (This field refers to internal manual processing. In this situation, an error may be ignored by an IFPS staff for reasons such as an anomaly or the results of a procedure).**

**Systematic Rejection Catalogue: NO**

### Reason

(1): The profile of a flight has been calculated by the system to transit a route segment, above or below the defined vertical limit of the airway.

(2): The profile of a flight has been calculated by the system to transit a route segment in the defined vertical limits of the airway during a time the airway is undefined (i.e. does not exist).

### Requirements

The profile calculation for each flight plan will check the calculated arrival time and flight level of the flight for each part of a route, and cross-check this time against the published availability conditions for that part of that route at that time.

### IFPS Procedures

(1) The IFPS staff shall replace the route by the corresponding lower/upper route whenever it is available and co-located. Should there be no such corresponding route then the IFPS staff replace the route with DCT (see note below) providing that there is no change of trajectory. Where neither of these options is possible, the IFPS staff shall apply SCP1.

(2) The IFPS staff shall replace the route with DCT (see note below) providing that there is no change of trajectory. Should this be not possible then the IFPS staff shall apply SCP1.

Exceptions for both (1) and (2):

- Where the error refers to those flights planning to operate above airways that are defined only up to FL460. In such cases the IFPS staff shall check the vertical view and **ignore** the error where the route is only defined up to FL460 and is available at that level.
- Where the error is raised because the profile is pushed into airspace where no route is defined, by a Profile Tuning Restriction, in which case the IFPS staff shall **ignore** the error and report the PTR for further investigation.

**Note** The IFPS staff shall **not** replace a route with DCT if the error is raised because the flight profile is going **below** the minimum level of a route (such a minimum level might be due to terrain).

### RPL Procedures

NA

### Related Sections

**26. STANDARD CORRECTION PROCEDURE 1 (SCP1)**

**34. PROFILE CALCULATION/ROUTE ANALYSIS**

**83. AIRWAYS**

## 156.193 Error Class/Error Id: PROF197

### Error Message(s)

PROF197: RS: <Ref Loc ID>:FXXX..FXXX IS CLOSED FOR CRUISING REF: <Restriction ID>  
<Description>

### Possible values in Error Message

- Ref Loc ID: code of the airspace where the restriction is located.
- Restriction ID: reference of the restriction.
- Description: more information.

**Can be ignored: YES (This field refers to internal manual processing. In this situation, an error may be ignored by an IFPS staff for reasons such as an anomaly or the results of a procedure).**

**Systematic Rejection Catalogue: NO**

### Reason

The RFL stated in the message is forbidden for cruising in the airspace listed in the error message.

### Requirements

The filed route must comply with all relevant RAD restrictions.

### IFPS Procedures

The IFPS staff shall verify the correctness of the raised error **and**

- If the error has been raised incorrectly (due to an CACD deficiency), then shall file an OPS Incident via Remedy CCMS) **or**
- If the error has been raised correctly, but an exemption is granted by the relevant FMP, the IFPS staff shall **ignore** the error and make an entry in the log book **or**

In all other cases, the IFPS staff shall apply SCP1.

### RPL Procedures

NA

### Related Sections

**26. STANDARD CORRECTION PROCEDURE 1 (SCP1)**

**34. PROFILE CALCULATION/ROUTE ANALYSIS**

**45. ROUTE AVAILABILITY DOCUMENT (RAD)**

## 156.194 Error Class/Error Id: PROF198

### Error Message(s)

PROF198: <Point> <Route> <Point> IS A CLOSED CDR\_3 IN FL RANGE <FL Range>

### Possible values in Error Message

- Point: name of the points in between which the route is a closed CDR3 in the specified level range.
- Route: name of the route which is CDR3 in the specified level range.
- FL Range: Fxxx..Fxxx lower and higher in which the route is CDR3.

**Can be ignored: YES (This field refers to internal manual processing. In this situation, an error may be ignored by an IFPS staff for reasons such as an anomaly or the results of a procedure).**

**Systematic Rejection Catalogue: NO**

### Reason

The given route segment is classified as unavailable CDR3 at the calculated time of use by this flight.

### Requirements

The profile calculation for each flight plan will check the calculated arrival time and flight level of the flight for each part of a route, and cross-check this time against the published availability conditions for that part of that route at that time.

### IFPS Procedures

If an alternative route is available and does not require a change of trajectory (a change of RFL is to be considered as a change in trajectory), the IFPS staff shall correct **or**

If an alternative available route requires a change of trajectory, then the IFPS staff shall apply SCP1.

### RPL Procedures

Only those RPLs that have been submitted using routes that are permanently open shall be accepted by the RPL team. Any RPL submitted using a CDR 2 or CDR 3 route shall not be accepted for processing, and where such are submitted, the aircraft operator shall be contacted and an alternative routing should be proposed by the RPL team.

Where any RPLs have been accepted on a CDR 1 route, should that route be subsequently published by NOTAM as unavailable, the relevant aircraft operators must take the appropriate action to re-route any of their RPLs that are affected by such a change of conditions.

### Related Sections

**26. STANDARD CORRECTION PROCEDURE 1 (SCP1)**

**34. PROFILE CALCULATION/ROUTE ANALYSIS**

**44. FLEXIBLE USE OF AIRSPACE (FUA)/CONDITIONAL ROUTES (CDR)**

**83. AIRWAYS**

## 156.195 Error Class/Error Id: PROF199

### Error Message(s)

PROF199: <Point> <Route> <Point> IS A CLOSED CDR\_2 IN FL RANGE <FL Range>

### Possible values in Error Message

- Point: name of the points in between which the route is a closed CDR2 in the specified level range.
- Route: name of the route which is CDR2 in the specified level range.
- FL Range: Fxxx..Fxxx lower and higher in which the route is CDR2.

**Can be ignored: YES (This field refers to internal manual processing. In this situation, an error may be ignored by an IFPS staff for reasons such as an anomaly or the results of a procedure).**

**Systematic Rejection Catalogue: NO**

### Reason

The given route segment is classified as unavailable CDR2 at the calculated time of use by this flight.

### Requirements

The profile calculation for each flight plan will check the calculated arrival time and flight level of the flight for each part of a route, and cross-check this time against the published availability conditions for that part of that route at that time.

### IFPS Procedures

If an alternative route is available and does not require a change of trajectory (a change of RFL is to be considered as a change in trajectory), the IFPS staff shall correct **or**

If an alternative available route requires a change of trajectory, then the IFPS staff shall apply SCP1.

### RPL Procedures

Only those RPLs that have been submitted using routes that are permanently open shall be accepted by the RPL team. Any RPL submitted using a CDR 2 or CDR 3 route shall not be accepted for processing, and where such are submitted, the aircraft operator shall be contacted and an alternative routing should be proposed by the RPL team.

Where any RPLs have been accepted on a CDR 1 route, should that route be subsequently published by NOTAM as unavailable, the relevant aircraft operators must take the appropriate action to re-route any of their RPLs that are affected by such a change of conditions.

### Related Sections

**26. STANDARD CORRECTION PROCEDURE 1 (SCP1)**

**34. PROFILE CALCULATION/ROUTE ANALYSIS**

**44. FLEXIBLE USE OF AIRSPACE (FUA)/CONDITIONAL ROUTES (CDR)**

**83. AIRWAYS**

## 156.196 Error Class/Error Id: PROF200

### Error Message(s)

PROF200: <Point> <Route> <Point> IS A CLOSED CDR\_1 IN FL RANGE <FL Range>

### Possible values in Error Message

- Point: name of the points in between which the route is a closed CDR1 in the specified level range.
- Route: name of the route which is CDR1 in the specified level range.
- FL Range: Fxxx..Fxxx lower and higher in which the route is CDR1.

**Can be ignored: YES (This field refers to internal manual processing. In this situation, an error may be ignored by an IFPS staff for reasons such as an anomaly or the results of a procedure).**

**Systematic Rejection Catalogue: NO**

### Reason

The given route segment is classified as unavailable CDR1 at the calculated time of use by this flight.

### Requirements

The profile calculation for each flight plan will check the calculated arrival time and flight level of the flight for each part of a route, and cross-check this time against the published availability conditions for that part of that route at that time.

### IFPS Procedures

If an alternative route is available and does not require a change of trajectory (a change of RFL is to be considered as a change in trajectory), the IFPS staff shall correct **or**

If an alternative available route requires a change of trajectory, then the IFPS staff shall apply SCP1.

### RPL Procedures

Only those RPLs that have been submitted using routes that are permanently open shall be accepted by the RPL team. Any RPL submitted using a CDR 2 or CDR 3 route shall not be accepted for processing, and where such are submitted, the aircraft operator shall be contacted and an alternative routing should be proposed by the RPL team.

Where any RPLs have been accepted on a CDR 1 route, should that route be subsequently published by NOTAM as unavailable, the relevant aircraft operators must take the appropriate action to re-route any of their RPLs that are affected by such a change of conditions.

### Related Sections

**26. STANDARD CORRECTION PROCEDURE 1 (SCP1)**

**34. PROFILE CALCULATION/ROUTE ANALYSIS**

**44. FLEXIBLE USE OF AIRSPACE (FUA)/CONDITIONAL ROUTES (CDR)**

**83. AIRWAYS**



## 156.197 Error Class/Error Id: PROF201

### Error Message(s)

PROF201: CANNOT CLIMB OR DESCEND ON <Point> <Route> <Point> IN FL RANGE <FL\_Range>  
BECAUSE OF UNAVAILABLE LEVELS ON <Route List> (1)

PROF201: CANNOT CLIMB OR DESCEND ON <Point> <Route> <Point> BECAUSE OF UNAVAILABLE  
LEVELS ON <FL\_Range> ON <Route List> (2)

### Possible values in Error Message

- Point: name of the points in between which the route has unavailable levels or is closed.
- Route: name of the route with unavailable levels or closed.
- FL Range: Fxxx..Fxxx lower and higher levels or blank (in some cases when route is undefined).
- Route List: one or more routes co-located which have unavailable levels.

**Can be ignored: YES (This field refers to internal manual processing. In this situation, an error may be ignored by an IFPS staff for reasons such as an anomaly or the results of a procedure).**

**Systematic Rejection Catalogue: NO**

### Reason

1. The flight has been calculated to climb or descend on a route segment, but there are no levels available on this segment between the previous and current flight level
2. The profile of a flight has been calculated by the system to transit a route segment in climb or descent during a time period in which that segment is undefined (i.e. when it does not exist).

### Requirements

When building a flight profile, the IFPS must find at least one available level between the previous and current flight level on the route segment in which the climb or descent takes place.

### IFPS Procedures

1. The IFPS staff shall apply SCP1.
2. The IFPS staff shall replace the route segment with DCT (see note below) providing that there is no change of trajectory; Should this be not possible, then the IFPS staff shall apply SCP1.

**Note** In the en-route phase, the IFPS staff shall **not** replace a route with DCT if the error is raised because the flight profile is going **below** the minimum level of a route (such a minimum level might be due to terrain)

### RPL Procedures

NA

### Related Sections

**26. STANDARD CORRECTION PROCEDURE 1 (SCP1)**

**34. PROFILE CALCULATION/ROUTE ANALYSIS**

**79. INITIAL SPEED AND LEVEL**

**80. EN-ROUTE CHANGE OF SPEED AND FLIGHT LEVEL**

**83. AIRWAYS**

**156.198 Error Class/Error Id: PROF202****Error Message(s)**

PROF202: <Point> <Route> <Point> IS NOT AVAILABLE IN FL RANGE <FL Range>

**Possible values in Error Message**

- Point: name of the points in between which the route is not unavailable at the specified level range.
- Route: name of the route not available in the specified level range.
- FL Range: Fxxx..Fxxx lower and higher levels.

**Can be ignored: YES (This field refers to internal manual processing. In this situation, an error may be ignored by an IFPS staff for reasons such as an anomaly or the results of a procedure).**

**Systematic Rejection Catalogue: NO**

**Reason**

The flight has been calculated to fly on a closed CDR-0.

**Requirements**

The profile calculation for each flight plan will check the calculated arrival time and flight level of the flight for each part of a route, and cross-check this time against the published availability conditions for that part of that route at that time.

**IFPS Procedures**

The IFPS staff shall apply SCP1.

**RPL Procedures**

NA

**Related Sections**

**26. STANDARD CORRECTION PROCEDURE 1 (SCP1)**

**34. PROFILE CALCULATION/ROUTE ANALYSIS**

**156.199 Error Class/Error Id: PROF203****Error Message(s)**

PROF203: PROFILE ANALYSIS STOPPED

**Possible values in Error Message**

NA

**Can be ignored:** NO (This field refers to internal manual processing. In this situation, an error may be ignored by an IFPS staff for reasons such as an anomaly or the results of a procedure).

**Systematic Rejection Catalogue:** NO

**Reason**

This is an internal IFPS error and therefore is not visible to external IFPS users. This is due to a software deficiency. Where the error 'PROFILE ANALYSIS STOPPED' is given, no route plot function is available. It might be possible to identify in which part of the route the problem is, by using temporarily the IFPSTOP function, in order to force the IFPS to give a different error. A detailed analysis is required in order to identify the cause for this message (i.e. NM **CACD** deficiency or system deficiency).

**Requirements**

NA

**IFPS Procedures**

NA

**RPL Procedures**

NA

**Related Sections**

**34. PROFILE CALCULATION/ROUTE ANALYSIS**

## 156.200 Error Class/Error Id: PROF204

### Error Message(s)

PROF204: RS: TRAFFIC VIA <Ref Loc ID> IS ON FORBIDDEN ROUTE REF: <Restriction Id> <Textual Description> or

PROF204: RS: TRAFFIC VIA <Ref Loc Id>:<FL Range>[<DDHHMM..DDHHMM>] IS ON FORBIDDEN ROUTE REF: <Restriction ID> <Textual Description>

### Possible values in Error Message

- Ref Loc ID: code of the airspace where the restriction is located.
- Restriction ID: reference of the restriction.
- FL Range indicates the level in which the restriction is active.
- Textual Description: more information.
- DDHHMM: Days Hours and Minutes defining the time window in which the restriction applies.

**Can be ignored: YES (This field refers to internal manual processing. In this situation, an error may be ignored by an IFPS staff for reasons such as an anomaly or the results of a procedure).**

**Systematic Rejection Catalogue: NO**

### Reason

The route detailed in the submitted message follows the listed forbidden RAD route.

### Requirements

The filed route must comply with all relevant RAD restrictions.

### IFPS Procedures

The IFPS staff shall verify the correctness of the raised error **and**

- **If** the error has been raised incorrectly (due to an CACD deficiency), then shall file an OPS Incident via Remedy CCMS) and ignore the error **or**
- **If** the error has been raised correctly, but an exemption (see Note) is granted by the relevant FMP/ATC, the IFPS staff shall **ignore** the error and make an entry in the log book **or**

In all other cases, the IFPS staff shall apply SCP1.

**Note** If the exemption is the result of a coordination initiated by the IFPS staff, then the IFPS shall insert the IFP indicator ERTECOORD.

### RPL Procedures

NA

### Related Sections

**276 STANDARD CORRECTION PROCEDURE 1 (SCP1)**

**34. PROFILE CALCULATION/ROUTE ANALYSIS**

**40. RAD FOR MILITARY FLIGHTS**

**45. ROUTE AVAILABILITY DOCUMENT (RAD)**

## 156.201 Error Class/Error Id: PROF205

### Error Message(s)

PROF205: RS: TRAFFIC VIA <Ref Loc ID> IS OFF MANDATORY ROUTE REF: <Restriction Id> <Textual Description>

### Possible values in Error Message

- Ref Loc ID: code of the airspace where the restriction is located.
- Restriction ID: reference of the restriction.
- Textual Description: more information.

**Can be ignored: YES (This field refers to internal manual processing. In this situation, an error may be ignored by an IFPS staff for reasons such as an anomaly or the results of a procedure).**

**Systematic Rejection Catalogue: NO**

### Reason

The route detailed in the submitted message does not comply with the specified mandatory route.

### Requirements

The filed route must comply with all relevant RAD restrictions.

### IFPS Procedures

The IFPS staff shall verify the correctness of the raised error **and**

- **If** the error has been raised incorrectly (due to an CACD deficiency), then shall file an OPS Incident via Remedy CCMS) and ignore the error **or**
- **If** the error has been raised correctly, but an exemption (see Note 1) is granted by the relevant FMP/ATC, the IFPS staff shall **ignore** the error and make an entry in the log book **or**

In all other cases, the IFPS staff shall apply SCP1.

**Note 1** If the exemption is the result of a coordination initiated by the IFPS staff, then the IFPS shall insert the IFP indicator ERRTECOORD.

**Note 2** Check 83.5 if mandatory routeing is a DCT segment co-located with a closed airway.

### RPL Procedures

NA

### Related Sections

**26. STANDARD CORRECTION PROCEDURE 1 (SCP1)**

**34. PROFILE CALCULATION/ROUTE ANALYSIS**

**40. RAD FOR MILITARY FLIGHTS**

**45. ROUTE AVAILABILITY DOCUMENT (RAD)**

**83. AIRWAYS**

## 156.202 Error Class/Error Id: PROF206

### Error Message(s)

PROF206: THE DCT SEGMENT <Point A> .. <Point B> IS NOT AVAILABLE IN FL RANGE <FL Range> (UNAVAILABLE ROUTE <Route ID>)

### Possible values in Error Message

- Point A and Point B defines the segment raising the error.
- FL Range: Fxxx..Fxxx lower and higher in which the unavailability is taking place.
- Route ID: name of the unavailable route co-located with the DCT segment.

**Can be ignored: YES (This field refers to internal manual processing. In this situation, an error may be ignored by an IFPS staff for reasons such as an anomaly or the results of a procedure)**

**Systematic Rejection Catalogue: NO**

### Reason

In the route field of the message, a DCT between two points is co-located with an airway which is not available at the requested flight level.

### Requirements

Between two points, an available airway or an available direct route (DCT) shall be filed.

### IFPS Procedures

The IFPS staff shall verify the correctness of the raised error **and**

- **If** the error has been raised incorrectly (due to an CACD deficiency), then shall file an OPS Incident via Remedy CCMS) and ignore the error **or**
- **If** the error has been raised correctly, but an exemption is granted by the relevant FMP, the IFPS staff shall **ignore** the error and make an entry in the log book **or**

In all other cases, the IFPS staff shall apply SCP1.

### RPL Procedures

NA

### Related Sections

**26. STANDARD CORRECTION PROCEDURE 1 (SCP1)**

**34. PROFILE CALCULATION/ROUTE ANALYSIS**

**45. ROUTE AVAILABILITY DOCUMENT (RAD)**

**156.203 Error Class/Error Id: GEN207**

**Error Message(s)**

GEN207: UNABLE TO GENERATE A COMPLETE REPLY

**Possible values in Error Message**

NA

**Can be ignored:** NO (This field refers to internal manual processing. In this situation, an error may be ignored by an IFPS staff for reasons such as an anomaly or the results of a procedure)

**Systematic Rejection Catalogue:** NO

**Reason**

NA

**Requirements**

NA

**IFPS Procedures**

NA

**RPL Procedures**

NA

**Related Sections**

NA

**156.204 Error Class/Error Id: GEN277****Error Message(s)**

GEN277: MESSAGE REQUIRES SPECIAL HANDLING

**Possible values in Error Message**

NA

**Can be ignored:** NO (This field refers to internal manual processing. In this situation, an error may be ignored by an IFPS staff for reasons such as an anomaly or the results of a procedure).

**Systematic Rejection Catalogue:** NO

**Reason**

This is an internal IFPS error and therefore is not visible to external IFPS users. It is used as a warning for RQS and AMOD messages and these message types require special handling.

**Requirements**

Where the IFPS receives a message titled RQS, that message shall be invalidated and shall be presented to an IFPS staff with a warning: GEN277: MESSAGE REQUIRES SPECIAL HANDLING.

**IFPS Procedures**

NA

**RPL Procedures**

NA

**Related Sections**

**29. ATC PRE-DEPARTURE FPL MODIFICATION (AMOD)**

**130. REQUEST SUPPLEMENTARY FLIGHT PLAN (RQS)**



**156.205 Error Class/Error Id: GEN280****Error Message(s)**

GEN280: RULE <Rule Name> IFPS MONITORING: MATCHING STRINGS <String Description>

**Possible values in Error Message**

NA

**Can be ignored: YES (This field refers to internal manual processing. In this situation, an error may be ignored by an IFPS staff for reasons such as an anomaly or the results of a procedure).**

**Systematic Rejection Catalogue: NO**

**Reason**

This is an internal IFPS error and therefore is not visible to external IFPS users. It is used as a warning for the IFPS staff to inform that the incoming FPL or APL (after conversion from FNM, MFS or AFP) is matching an active rule in the IFPS message monitoring feature.

**Requirements**

NA

**IFPS Procedures**

NA

**RPL Procedures**

NA

**Related Sections**

NA

**156.206 Error Class/Error Id: RA274****Error Message(s)**

RA274: NBROUTE ARGUMENT INVALID

**Possible values in Error Message**

NA

**Can be ignored:** NO (This field refers to internal manual processing. In this situation, an error may be ignored by an IFPS staff for reasons such as an anomaly or the results of a procedure).

**Systematic Rejection Catalogue:** NO

**Reason**

This error messages is related to the use of Propose Routes. On the NOP, IFPUV Free Text Editor the box 'Max number of proposals' has a value specified which equals '0' (zero).

**Requirements**

The box 'Max number of proposals' shall contain a value between 1 and 10.

**IFPS Procedures**

NA

**RPL Procedures**

NA

**Related Sections**

NA

**156.207 Error Class/Error Id: RA281****Error Message(s)**

RA281: NUMBER OF CONSTRAINTS FOR ROUTE GENERATION EXCEEDS </NUMBER>

**Possible values in Error Message**

Number: indicates the maximum number of constraints that the system can handle.

**Can be ignored: NO (This field refers to internal manual processing. In this situation, an error may be ignored by an IFPS staff for reasons such as an anomaly or the results of a procedure).**

**Systematic Rejection Catalogue: NO**

**Reason**

The user has specified too many constraints for the Route Generation.

**Requirements**

Route Generation can only work up to a maximum number of constraints.

**IFPS Procedures**

NA

**RPL Procedures**

NA

**Related Sections**

NA

**156.208 Error Class/Error Id: WARN256****Error Message(s)**

WARN256: ACH BUILT FROM AN <Message Title>

**Possible values in Error Message**

Message Title: can be IFNM, IMFS or IAFF.

**Can be ignored: NO (This field refers to internal manual processing. In this situation, an error may be ignored by an IFPS staff for reasons such as an anomaly or the results of a procedure).**

**Systematic Rejection Catalogue: NO**

**Reason**

The route in the submitted message differs from the route in the existing flight plan.

**Requirements**

NA

**IFPS Procedures**

The IFPS staff shall press 'Test' and continue with normal message processing.

**RPL Procedures**

NA

**Related Sections**

**133. ATC FLIGHT PLAN PROPOSAL (AFP)**

**142. FLIGHT NOTIFICATION MESSAGE (FNM)**

**143. MESSAGE FROM SHANWICK/SANTA MARIA (MFS)**

**145. ATC FLIGHT PLAN CHANGE (ACH)**

**156.209 Error Class/Error Id: WARN257****Error Message(s)**

WARN257: INVALID AIRCRAFT ADDRESS (CODE) HAS NOT BEEN STORED

**Possible values in Error Message**

- CODE: 24-bit aircraft address (CPDLC).

**Can be ignored: NO (This field refers to internal manual processing. In this situation, an error may be ignored by an IFPS staff for reasons such as an anomaly or the results of a procedure).**

**Systematic Rejection Catalogue: NO**

**Reason**

The sub-field CODE is present in a message submitted to the IFPS for processing and does not contain 6 alphanumeric in the correct format, and the IFPS does not hold a CODE value from a previously-processed associated message.

**Requirements**

Flights planning to use CPDLC over the aeronautical telecommunication network (ATN) shall include in Item 18 of the flight plan the indicator CODE/ followed by the 24-bit aircraft address.

**IFPS Procedures**

When this warning message is presented in an invalid message, no action shall be taken by the IFPS staff to validate the message against that warning message.

Should the warning message be presented at the same time as any other error messages, only those other errors shall be corrected.

**RPL Procedures**

NA

**Related Sections**

**104. CODE**

**156.210 Error Class/Error Id: WARN258****Error Message(s)**

WARN257: INVALID AIRCRAFT ADDRESS (CODE) HAS NOT BEEN STORED. PREVIOUS AIRCRAFT ADDRESS HAS BEEN REMOVED

**Possible values in Error Message**

- CODE: 24-bit aircraft address (CPDLC).

**Can be ignored: NO (This field refers to internal manual processing. In this situation, an error may be ignored by an IFPS staff for reasons such as an anomaly or the results of a procedure)**

**Systematic Rejection Catalogue: NO**

**Reason**

Whenever the sub-field CODE is present in a message submitted to the IFPS for processing that does not contain 6 alphanumeric in the correct format, and the IFPS does hold a CODE value from a previously-processed associated message, then the sub-field CODE and its contents shall be automatically removed from that message and from the previously processed associated message.

**Requirements**

Flights planning to use CPDLC over the aeronautical telecommunication network (ATN) shall include in Item 18 of the flight plan the indicator CODE/ followed by the 24-bit aircraft address.

**IFPS Procedures**

When this warning message is presented in an invalid message, no action shall be taken by the IFPS staff to validate the message against that warning message.

Should the warning message be presented at the same time as any other error messages, only those other errors shall be corrected.

**RPL Procedures**

NA

**Related Sections****104. CODE**

**156.211 Error Class/Error Id: WARN259****Error Message(s)**

WARN259: APL BUILT FROM AN <Message Title>

**Possible values in Error Message**

Message Title: can IFNM, IMFS or IAFP.

**Can be ignored: NO** (This field refers to internal manual processing. In this situation, an error may be ignored by an IFPS staff for reasons such as an anomaly or the results of a procedure).

**Systematic Rejection Catalogue: NO**

**Reason**

The ATC Flight Plan (APL) was triggered by the reception of an FNM, MFS or AFP, which means that there was no matching valid flight plan in the IFPS database.

**Requirements**

NA

**IFPS Procedures**

The IFPS staff shall press 'Test' and continue with normal message processing.

**RPL Procedures**

NA

**Related Sections**

**133. ATC FLIGHT PLAN PROPOSAL (AFP)**

**142. FLIGHT NOTIFICATION MESSAGE (FNM)**

**143. MESSAGE FROM SHANWICK/SANTA MARIA (MFS)**

**144. ATC FLIGHT PLAN (APL)**

**156.212 Error Class/Error Id: WARN262****Error Message(s)**

WARN262: WHAT-IF-REROUTE MESSAGE

**Possible values in Error Message**

NA

**Can be ignored: NO** (This field refers to internal manual processing. In this situation, an error may be ignored by an IFPS staff for reasons such as an anomaly or the results of a procedure).

**Systematic Rejection Catalogue: NO**

**Reason**

The message is the result of an action in NOP or CHMI where an aircraft operator chose an alternative routing and let NOP or CHMI create and send a modification message (CHG) or a cancel (CNL) to IFPS. The AWR/Rn qualifier present in the message prioritizes the invalid message to the top of the invalid queue.

**Requirements**

NA

**IFPS Procedures**

The message created as a result of the AOWIR functionality shall be treated in IFPS the same way as any other message.

Therefore on receipt of such a message, the IFPS staff shall apply SCP1.

**Note** Messages as a result of AOWIR have been checked against IFPS; therefore they should, only in rare cases, come for manual processing.

When the message is an FPL, this means that the originator has used the "Apply" feature in which ETFMS send a CNL message to IFPS.

Subsequently ETFMS send an RRN message containing the new route description. In some cases the re-filing is linked to a slot booking.

The originator is expected to refile a FPL in a specific time window, with the route received in the RRN message and it should be an exact character match between the RRN route and the route field of the FPL (Item 15).

A reason for which the FPL is coming for manual processing in IFPS might be due to the fact that the originator has modified part of the route (thus raising an error in IFPS) resulting in the re-filing not matching exactly the RRN routing and subsequently not matching the slot which had been booked for that flight.

**RPL Procedures**

NA

**Related Sections**

**26. SCP1**

**70. AIRCRAFT OPERATOR WHAT-IF RE-ROUTE (AOWIR)**



## 157. ABBREVIATIONS

Abbreviations and acronyms used in this document are available in the EUROCONTROL Air Navigation Inter-site Acronym List (AIRIAL) which may be found here:

<http://www.eurocontrol.int/airial/definitionListInIt.do?skipLogon=true&glossaryUid=AIRIAL>

**DOCUMENT FINAL PAGE**